



Chipsmall Limited consists of a professional team with an average of over 10 year of expertise in the distribution of electronic components. Based in Hongkong, we have already established firm and mutual-benefit business relationships with customers from,Europe,America and south Asia,supplying obsolete and hard-to-find components to meet their specific needs.

With the principle of “Quality Parts,Customers Priority,Honest Operation,and Considerate Service”,our business mainly focus on the distribution of electronic components. Line cards we deal with include Microchip,ALPS,ROHM,Xilinx,Pulse,ON,Everlight and Freescale. Main products comprise IC,Modules,Potentiometer,IC Socket,Relay,Connector.Our parts cover such applications as commercial,industrial, and automotives areas.

We are looking forward to setting up business relationship with you and hope to provide you with the best service and solution. Let us make a better world for our industry!



Contact us

Tel: +86-755-8981 8866 Fax: +86-755-8427 6832

Email & Skype: info@chipsmall.com Web: www.chipsmall.com

Address: A1208, Overseas Decoration Building, #122 Zhenhua RD., Futian, Shenzhen, China



“High Frequency Ceramic Solutions”

1.85 GHz Balun

P/N 1850BL15A050

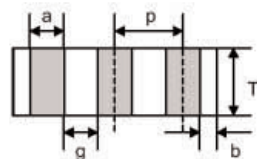
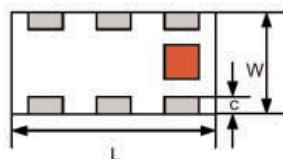
Detail Specification Page 1 of 2

Part Number	Frequency (MHz)	Impedance Bal. / Unbal.	Insertion Loss	Return Loss	Phase Difference	Amplitude Difference
1850BL15A050_	1700 - 2000	50 /50 Ω	1.0 dB	9.5 dB	180°±10°	2.0 dB

Input Power	Impedance	Operating Temperature Range	Reel Qty
3 Watts max	50 /50 Ω	-40 to +85°C	4000

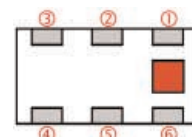
Mechanical Dimensions

	L	W	T	a	b	c	g	p
Inches	0.079 ± .004	0.049± .004	0.034 ± .004	0.012 ± .004	0.008 ± .004	0.012 + .004/-0.008	0.014 ± .004	0.026 ± .002
mm	2.0 ± 0.1	1.25 ± 0.1	0.85 ± 0.1	0.30 ± 0.1	0.20 ± 0.1	0.30+0.1/-0.2	0.35 ± 0.1	0.65 ± 0.05



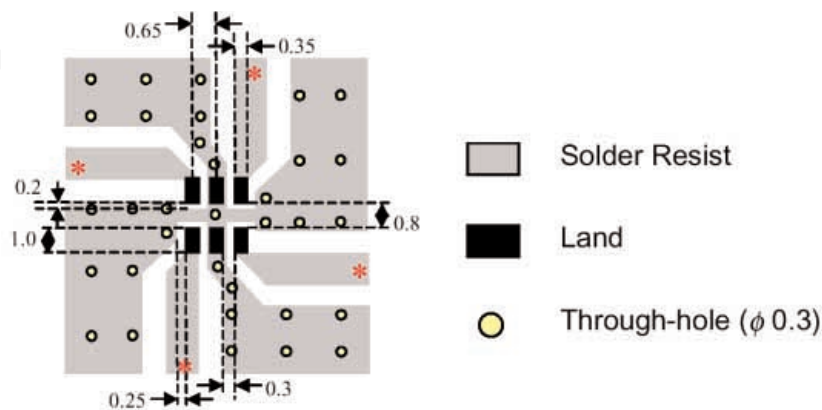
Terminal Configuration

1	Unbalanced Port	4	Balanced Port
2	GND	5	GND
3	Balanced Port	6	NC



Mounting Considerations

Mount these devices with brown colored side facing u
Line width should be designed to provide 50Ω
impedance matching characteristics.



Johanson Technology, Inc. reserves the right to make design changes without notice.
All sales are subject to Johanson Technology, Inc. terms and conditions.

“High Frequency Ceramic Solutions”

1.85 GHz Balun

P/N 1850BL15A050

Detail Specification Page 2 of 2

P/N 1850BL15A050 Balun
Typical - Return Loss & Insertion Loss

