



Chipsmall Limited consists of a professional team with an average of over 10 year of expertise in the distribution of electronic components. Based in Hongkong, we have already established firm and mutual-benefit business relationships with customers from,Europe,America and south Asia,supplying obsolete and hard-to-find components to meet their specific needs.

With the principle of "Quality Parts,Customers Priority,Honest Operation,and Considerate Service",our business mainly focus on the distribution of electronic components. Line cards we deal with include Microchip,ALPS,ROHM,Xilinx,Pulse,ON,Everlight and Freescale. Main products comprise IC,Modules,Potentiometer,IC Socket,Relay,Connector.Our parts cover such applications as commercial,industrial, and automotives areas.

We are looking forward to setting up business relationship with you and hope to provide you with the best service and solution. Let us make a better world for our industry!



Contact us

Tel: +86-755-8981 8866 Fax: +86-755-8427 6832

Email & Skype: info@chipsmall.com Web: www.chipsmall.com

Address: A1208, Overseas Decoration Building, #122 Zhenhua RD., Futian, Shenzhen, China




Corrugated pipe opener - WR-OEF-PG21 - 1853612

Please be informed that the data shown in this PDF Document is generated from our Online Catalog. Please find the complete data in the user's documentation. Our General Terms of Use for Downloads are valid (<http://download.phoenixcontact.com>)

Opener for corrugated tube, to disassemble corrugated tube screw connection, size Pg21



Key commercial data

Packing unit	1 pc
Minimum order quantity	5 pc
GTIN	 4 017918 134242
Weight per Piece (excluding packing)	5.47 GRM
Custom tariff number	82055980
Country of origin	Germany

Technical data

General

Pg screw connection	Pg21
Material	PA

Classifications

eCl@ss

eCl@ss 4.0	27141209
eCl@ss 4.1	27141209
eCl@ss 5.0	27149109
eCl@ss 5.1	27149109
eCl@ss 6.0	27149109
eCl@ss 7.0	27149109

Corrugated pipe opener - WR-OEF-PG21 - 1853612

Classifications

eCl@ss

eCl@ss 8.0	27149109
------------	----------

ETIM

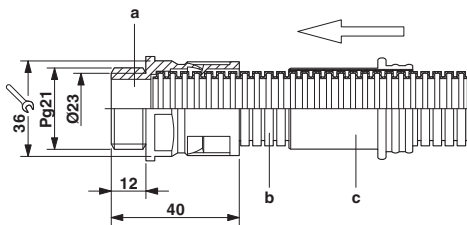
ETIM 2.0	EC000441
ETIM 3.0	EC000441
ETIM 4.0	EC000441
ETIM 5.0	EC000441

UNSPSC

UNSPSC 6.01	31261502
UNSPSC 7.0901	31261502
UNSPSC 11	31261502
UNSPSC 12.01	31261502
UNSPSC 13.2	31261502

Drawings

Dimensioned drawing



Assembly instructions for Pg21 corrugated pipe

a = Corrugated screw connection

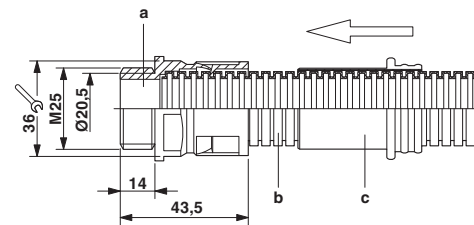
B = Corrugated pipe

c = Opener

Installation note:

Cut the corrugated pipe in the groove to retain a round shape for insertion. The lighter seal (not depicted in the illustration) is positioned in the corrugated pipe screw connection below the safety latch. The darker outer seal (not depicted in the illustration) is placed over the corrugated pipe screw connection from outside. The corrugated pipe is then pushed as far as possible into the corrugated pipe screw connection and clicks into place. The screw connection is opened by placing the yellow corrugated pipe opener with force between the safety latch and the corrugated tube and the corrugated pipe is then pulled out.

Dimensioned drawing



Assembly instructions for M25 corrugated pipe

a = Corrugated screw connection

b = Corrugated pipe

c = Opener

Installation note:

Cut the corrugated pipe in the groove to retain a round shape for insertion. The lighter seal (not depicted in the illustration) is positioned in the corrugated pipe screw connection below the safety latch. The darker outer seal (not depicted in the illustration) is placed over the corrugated pipe screw connection from outside. The corrugated pipe is then pushed as far as possible into the corrugated pipe screw connection and clicks into place. The screw connection is opened by placing the yellow corrugated pipe opener with force between the safety latch and the corrugated tube and the corrugated pipe is then pulled out.

