



Chipsmall Limited consists of a professional team with an average of over 10 year of expertise in the distribution of electronic components. Based in Hongkong, we have already established firm and mutual-benefit business relationships with customers from,Europe,America and south Asia,supplying obsolete and hard-to-find components to meet their specific needs.

With the principle of “Quality Parts,Customers Priority,Honest Operation,and Considerate Service”,our business mainly focus on the distribution of electronic components. Line cards we deal with include Microchip,ALPS,ROHM,Xilinx,Pulse,ON,Everlight and Freescale. Main products comprise IC,Modules,Potentiometer,IC Socket,Relay,Connector.Our parts cover such applications as commercial,industrial, and automotives areas.

We are looking forward to setting up business relationship with you and hope to provide you with the best service and solution. Let us make a better world for our industry!



## Contact us

Tel: +86-755-8981 8866 Fax: +86-755-8427 6832

Email & Skype: info@chipsmall.com Web: www.chipsmall.com

Address: A1208, Overseas Decoration Building, #122 Zhenhua RD., Futian, Shenzhen, China



## PCB connection terminal block - MKDSP 50/ 5-17,5 - 1856155

Please be informed that the data shown in this PDF Document is generated from our Online Catalog. Please find the complete data in the user's documentation. Our General Terms of Use for Downloads are valid (<http://phoenixcontact.com/download>)



PCB terminal block, Nominal current: 192 A, Nom. voltage: 1000 V, Pitch: 17.5 mm, Number of positions: 5, Connection method: Screw connection, Mounting: Soldering, Conductor/PCB connection direction: 0 °, Color: green

### Product Features

- Integrated test connection
- Unlimited 600 V UL approval
- Integrated protective guide



### Key Commercial Data

Packing unit	1 pc
Custom tariff number	85369010
Country of origin	China

### Technical data

#### Dimensions

Length	32 mm
Pitch	17.5 mm
Dimension a	70 mm
Width	90 mm
Constructional height	55 mm
Height	59 mm
Length of the solder pin	4 mm
Pin dimensions	1,4 x 1,4 mm
Hole diameter	2.4 mm

#### General

Insulating material group	I
Rated surge voltage (III/3)	8 kV

## PCB connection terminal block - MKDSP 50/ 5-17,5 - 1856155

### Technical data

#### General

Rated surge voltage (III/2)	8 kV
Rated surge voltage (II/2)	6 kV
Rated voltage (III/3)	1000 V
Rated voltage (III/2)	1000 V
Rated voltage (II/2)	1000 V
Connection in acc. with standard	EN-VDE
Nominal current $I_N$	192 A
Nominal cross section	50 mm <sup>2</sup>
Maximum load current	192 A
Insulating material	PA
Solder pin surface	Sn
Inflammability class according to UL 94	V0
Stripping length	20 mm
Number of positions	5
Screw thread	M6
Tightening torque, min	5.5 Nm

#### Connection data

Conductor cross section solid min.	1.5 mm <sup>2</sup>
Conductor cross section solid max.	70 mm <sup>2</sup>
Conductor cross section flexible min.	1.5 mm <sup>2</sup>
Conductor cross section flexible max.	70 mm <sup>2</sup>
Conductor cross section flexible, with ferrule without plastic sleeve min.	1.5 mm <sup>2</sup>
Conductor cross section flexible, with ferrule without plastic sleeve max.	50 mm <sup>2</sup>
Conductor cross section flexible, with ferrule with plastic sleeve min.	1.5 mm <sup>2</sup>
Conductor cross section flexible, with ferrule with plastic sleeve max.	50 mm <sup>2</sup>
Conductor cross section AWG min.	16
Conductor cross section AWG max.	2/0
2 conductors with same cross section, solid min.	1.5 mm <sup>2</sup>
2 conductors with same cross section, solid max.	16 mm <sup>2</sup>
2 conductors with same cross section, stranded min.	1.5 mm <sup>2</sup>
2 conductors with same cross section, stranded max.	16 mm <sup>2</sup>
2 conductors with same cross section, stranded, TWIN ferrules with plastic sleeve, min.	1.5 mm <sup>2</sup>
2 conductors with same cross section, stranded, TWIN ferrules with plastic sleeve, max.	16 mm <sup>2</sup>

# PCB connection terminal block - MKDSP 50/ 5-17,5 - 1856155

## Classifications

### eCl@ss

eCl@ss 5.1	27141134
eCl@ss 6.0	27141134

### ETIM

ETIM 5.0	EC002643
----------	----------

## Approvals

### Approvals

#### Approvals


cULus Recognized / VDE Zeichengenehmigung / IECCEB CB Scheme

#### Ex Approvals

#### Approvals submitted

## Approval details

cULus Recognized		
	B	C
mm <sup>2</sup> /AWG/kcmil	16-2/0	16-2/0
Nominal current I <sub>N</sub>	160 A	160 A
Nominal voltage U <sub>N</sub>	600 V	600 V

VDE Zeichengenehmigung 	
mm <sup>2</sup> /AWG/kcmil	10-95
Nominal current I <sub>N</sub>	232 A
Nominal voltage U <sub>N</sub>	1000 V

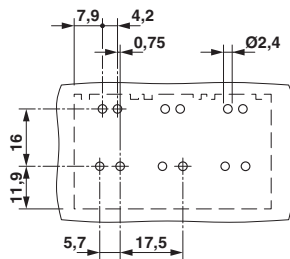
# PCB connection terminal block - MKDSP 50/ 5-17,5 - 1856155

## Approvals

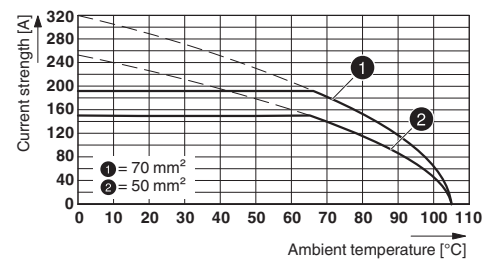
IECEE CB Scheme	
mm <sup>2</sup> /AWG/kcmil	10-95
Nominal current I <sub>N</sub>	232 A
Nominal voltage U <sub>N</sub>	1000 V

## Drawings

Drilling diagram



Diagram



Type: MKDSP 50/...-17,5-F

Dimensional drawing

