



Chipsmall Limited consists of a professional team with an average of over 10 year of expertise in the distribution of electronic components. Based in Hongkong, we have already established firm and mutual-benefit business relationships with customers from,Europe,America and south Asia,supplying obsolete and hard-to-find components to meet their specific needs.

With the principle of “Quality Parts,Customers Priority,Honest Operation,and Considerate Service”,our business mainly focus on the distribution of electronic components. Line cards we deal with include Microchip,ALPS,ROHM,Xilinx,Pulse,ON,Everlight and Freescale. Main products comprise IC,Modules,Potentiometer,IC Socket,Relay,Connector.Our parts cover such applications as commercial,industrial, and automotives areas.

We are looking forward to setting up business relationship with you and hope to provide you with the best service and solution. Let us make a better world for our industry!



## Contact us

Tel: +86-755-8981 8866 Fax: +86-755-8427 6832

Email & Skype: info@chipsmall.com Web: www.chipsmall.com

Address: A1208, Overseas Decoration Building, #122 Zhenhua RD., Futian, Shenzhen, China



## Printed-circuit board connector - UMSTBVK 2,5/ 5-STF-5,08 - 1859205

Please be informed that the data shown in this PDF Document is generated from our Online Catalog. Please find the complete data in the user's documentation. Our General Terms of Use for Downloads are valid (<http://phoenixcontact.com/download>)



Plug component, Nominal current: 12 A, Rated voltage (III/2): 320 V, Number of positions: 5, Pitch: 5.08 mm, Connection method: Screw connection, Color: green, Contact surface: Tin, Assembly: DIN rail

The figure shows a 10-position version of the product

### Product Features

- Versions with and without threaded flange
- With universal foot for mounting on NS 32 or NS 35 DIN rails



### Key commercial data

Packing unit	1 pc
Weight per Piece (excluding packing)	20.93 GRM
Custom tariff number	85366990
Country of origin	Germany

### Technical data

#### Dimensions

Width	42.5 mm
Pitch	5.08 mm
Dimension a	20.32 mm

#### General

Range of articles	UMSTBVK 2,5/...-STF
Insulating material group	I
Rated surge voltage (III/3)	4 kV
Rated surge voltage (III/2)	4 kV
Rated surge voltage (II/2)	4 kV
Rated voltage (III/3)	320 V
Rated voltage (III/2)	320 V

# Printed-circuit board connector - UMSTBVK 2,5/ 5-STF-5,08 - 1859205

## Technical data

### General

Rated voltage (II/2)	630 V
Connection in acc. with standard	EN-VDE
Nominal current I <sub>N</sub>	12 A
Nominal cross section	2.5 mm <sup>2</sup>
Maximum load current	12 A
Insulating material	PA
Inflammability class according to UL 94	V0
Internal cylindrical gage	A3
Stripping length	7 mm
Number of positions	5
Screw thread	M3
Tightening torque, min	0.5 Nm
Tightening torque max	0.6 Nm

### Connection data

Conductor cross section solid min.	0.2 mm <sup>2</sup>
Conductor cross section solid max.	2.5 mm <sup>2</sup>
Conductor cross section stranded min.	0.2 mm <sup>2</sup>
Conductor cross section stranded max.	2.5 mm <sup>2</sup>
Conductor cross section stranded, with ferrule without plastic sleeve min.	0.25 mm <sup>2</sup>
Conductor cross section stranded, with ferrule without plastic sleeve max.	2.5 mm <sup>2</sup>
Conductor cross section stranded, with ferrule with plastic sleeve min.	0.25 mm <sup>2</sup>
Conductor cross section stranded, with ferrule with plastic sleeve max.	2.5 mm <sup>2</sup>
Conductor cross section AWG/kcmil min.	24
Conductor cross section AWG/kcmil max	12
2 conductors with same cross section, solid min.	0.2 mm <sup>2</sup>
2 conductors with same cross section, solid max.	1 mm <sup>2</sup>
2 conductors with same cross section, stranded min.	0.2 mm <sup>2</sup>
2 conductors with same cross section, stranded max.	1.5 mm <sup>2</sup>
2 conductors with same cross section, stranded, ferrules without plastic sleeve, min.	0.25 mm <sup>2</sup>
2 conductors with same cross section, stranded, ferrules without plastic sleeve, max.	1 mm <sup>2</sup>
2 conductors with same cross section, stranded, TWIN ferrules with plastic sleeve, min.	0.5 mm <sup>2</sup>
2 conductors with same cross section, stranded, TWIN ferrules with plastic sleeve, max.	1.5 mm <sup>2</sup>
Minimum AWG according to UL/CUL	30

# Printed-circuit board connector - UMSTBVK 2,5/ 5-STF-5,08 - 1859205

## Technical data

### Connection data

Maximum AWG according to UL/CUL	12
---------------------------------	----

## Classifications

### eCl@ss

eCl@ss 4.0	272607xx
eCl@ss 4.1	27260701
eCl@ss 5.0	27260701
eCl@ss 5.1	27260701
eCl@ss 6.0	27260704
eCl@ss 7.0	27440402
eCl@ss 8.0	27141106

### ETIM

ETIM 3.0	EC001121
ETIM 4.0	EC002637
ETIM 5.0	EC001284

### UNSPSC

UNSPSC 6.01	30211810
UNSPSC 7.0901	39121409
UNSPSC 11	39121409
UNSPSC 12.01	39121409
UNSPSC 13.2	39121409

## Approvals

### Approvals

---

#### Approvals

UL Recognized / VDE Gutachten mit Fertigungsüberwachung / cUL Recognized / GOST / IECCEB Scheme / GOST / CCA / cULus Recognized

---

#### Ex Approvals

---

#### Approvals submitted


---





# Printed-circuit board connector - UMSTBVK 2,5/ 5-STF-5,08 - 1859205


## Approvals


### Approval details

UL Recognized 		
	B	D
mm <sup>2</sup> /AWG/kcmil	30-12	30-12
Nominal current I <sub>N</sub>	12 A	10 A
Nominal voltage U <sub>N</sub>	250 V	300 V

VDE Gutachten mit Fertigungsüberwachung 	
mm <sup>2</sup> /AWG/kcmil	0.2-2.5
Nominal current I <sub>N</sub>	12 A
Nominal voltage U <sub>N</sub>	250 V

cUL Recognized 		
	B	D
mm <sup>2</sup> /AWG/kcmil	30-12	30-12
Nominal current I <sub>N</sub>	12 A	10 A
Nominal voltage U <sub>N</sub>	250 V	300 V

GOST 	
--	--

IECEE CB Scheme 	
mm <sup>2</sup> /AWG/kcmil	0.2-2.5
Nominal current I <sub>N</sub>	12 A
Nominal voltage U <sub>N</sub>	250 V

# Printed-circuit board connector - UMSTBVK 2,5/ 5-STF-5,08 - 1859205

## Approvals

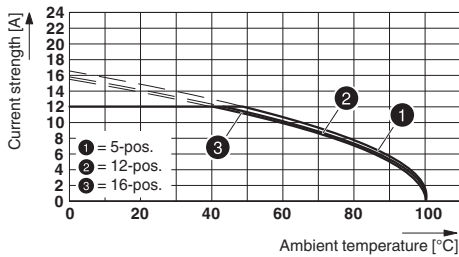


CCA	
mm <sup>2</sup> /AWG/kcmil	0.2-2.5
Nominal current I <sub>N</sub>	12 A
Nominal voltage U <sub>N</sub>	250 V

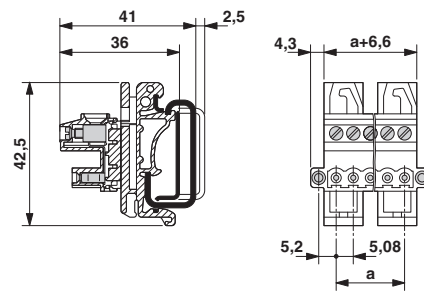


## Drawings

Diagram



Dimensioned drawing



Type: (U)MSTBVK 2,5/...-STF-5,08 with IC 2,5/...-STF-5,08