



Chipsmall Limited consists of a professional team with an average of over 10 year of expertise in the distribution of electronic components. Based in Hongkong, we have already established firm and mutual-benefit business relationships with customers from,Europe,America and south Asia,supplying obsolete and hard-to-find components to meet their specific needs.

With the principle of “Quality Parts,Customers Priority,Honest Operation,and Considerate Service”,our business mainly focus on the distribution of electronic components. Line cards we deal with include Microchip,ALPS,ROHM,Xilinx,Pulse,ON,Everlight and Freescale. Main products comprise IC,Modules,Potentiometer,IC Socket,Relay,Connector.Our parts cover such applications as commercial,industrial, and automotives areas.

We are looking forward to setting up business relationship with you and hope to provide you with the best service and solution. Let us make a better world for our industry!



Contact us

Tel: +86-755-8981 8866 Fax: +86-755-8427 6832

Email & Skype: info@chipsmall.com Web: www.chipsmall.com

Address: A1208, Overseas Decoration Building, #122 Zhenhua RD., Futian, Shenzhen, China



Base strip - MSTBO 2,5/ 4-G1L GN - 1861060

Please be informed that the data shown in this PDF Document is generated from our Online Catalog. Please find the complete data in the user's documentation. Our General Terms of Use for Downloads are valid (<http://download.phoenixcontact.com>)




Header, Nominal current: 12 A, Rated voltage (III/2): 320 V, Number of positions: 4, Pitch: 5 mm, Assembly: Soldering, Article with lateral pin exit

Why buy this product

- Headers for ME/ME MAX electronics housing
- 2 to 4-pos.
- Plug-in direction orthogonal to the PCB
- 5 mm pitch



Key commercial data

Packing unit	1
Minimum order quantity	50
Catalog page	Page 294 (CC-2011)
GTIN	 4 017918 155636
Custom tariff number	85366990
Country of origin	INDIA

Technical data

Product type	Printed circuit board housing
Approval	CSA
Approval	UL Recognized
Approval	VDE report with production monitoring
Approval	cUL Recognized
Approval	GOST
Approval	IECEE CB Scheme
Approval	GOST
Approval	cULus Recognized
Rated voltage (IEC)	320
Rated current (IEC)	12
Mounting type	Soldering
Number of positions	4

Base strip - MSTBO 2,5/ 4-G1L GN - 1861060

Technical data

Pitch	5 mm
Levels	Single-level
Type of locking	Without

Classifications

eclass

eCl@ss 4.0	27180401
eCl@ss 4.1	27180401
eCl@ss 5.0	27180506
eCl@ss 5.1	27260701
eCl@ss 6.0	27180802
eCl@ss 7.0	27182702

etim

ETIM 2.0	EC001031
ETIM 3.0	EC001031
ETIM 4.0	EC002637
ETIM 5.0	EC002637

unspsc

UNSPSC 6.01	31261501
UNSPSC 7.0901	31261501
UNSPSC 11	31261501
UNSPSC 12.01	31261501
UNSPSC 13.2	31261501

Approvals

Approvals

Approvals

CSA / UL Recognized / VDE report with production monitoring / cUL Recognized / GOST / IECEE CB Scheme / GOST / cULus Recognized


Ex Approvals

Approvals submitted


Approval details

Base strip - MSTBO 2,5/ 4-G1L GN - 1861060


Approvals

CSA 


	B	D
Nominal current I _N	10 A	10 A
Nominal voltage U _N	300 V	300 V

UL Recognized 


	B	D
Nominal current I _N	12 A	10 A
Nominal voltage U _N	300 V	300 V

VDE report with production monitoring 

Nominal current I _N	8 A
Nominal voltage U _N	250 V

cUL Recognized 

	B	D
Nominal current I _N	12 A	10 A
Nominal voltage U _N	300 V	300 V

GOST 


IECEE CB Scheme

Nominal current I _N	8 A
Nominal voltage U _N	250 V

GOST 

Base strip - MSTBO 2,5/ 4-G1L GN - 1861060

Approvals

cULus Recognized 

Accessories

Accessories

Assembly

Accessories - MSTB-BF - 1759981



Mounting flange, for fixing both ends of the header onto the PCB, green insulating material, with M 2 x 14 screws and nuts.

Accessories - MSTB-BL - 1755477



Keying cap, for forming sections, plugs onto header pin, green insulating material

Coding section - CR MSTBO-G1 - 2199618

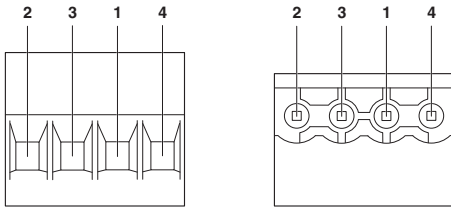


Coding section

Drawings

Base strip - MSTBO 2,5/ 4-G1L GN - 1861060

Schematic diagram



Pin assignment left

© Phoenix Contact 2012 - all rights reserved
<http://www.phoenixcontact.com>