



Chipsmall Limited consists of a professional team with an average of over 10 year of expertise in the distribution of electronic components. Based in Hongkong, we have already established firm and mutual-benefit business relationships with customers from,Europe,America and south Asia,supplying obsolete and hard-to-find components to meet their specific needs.

With the principle of “Quality Parts,Customers Priority,Honest Operation,and Considerate Service”,our business mainly focus on the distribution of electronic components. Line cards we deal with include Microchip,ALPS,ROHM,Xilinx,Pulse,ON,Everlight and Freescale. Main products comprise IC,Modules,Potentiometer,IC Socket,Relay,Connector.Our parts cover such applications as commercial,industrial, and automotives areas.

We are looking forward to setting up business relationship with you and hope to provide you with the best service and solution. Let us make a better world for our industry!



## Contact us

Tel: +86-755-8981 8866 Fax: +86-755-8427 6832

Email & Skype: info@chipsmall.com Web: www.chipsmall.com

Address: A1208, Overseas Decoration Building, #122 Zhenhua RD., Futian, Shenzhen, China



# PCB terminal block - SMKDSN 1,5/ 7-5,08 - 1869266

Please be informed that the data shown in this PDF Document is generated from our Online Catalog. Please find the complete data in the user's documentation. Our General Terms of Use for Downloads are valid (<http://download.phoenixcontact.com>)

PC terminal block, Nominal current: 13.5 A, Nom. voltage: 400 V, Pitch: 5.08 mm, Number of positions: 7, Connection method: Screw connection, Mounting: Soldering, Conductor/PCB connection direction: 55 °, Color: green




The figure shows a 10-position version of the product

## Why buy this product

- Arrangement of several rows of terminal blocks one behind the other – multi-level effect with the same design height
- Conductor cross sections up to 1.5 mm<sup>2</sup>
- Conductor and screwdriver axis at an angle of 55° to the usual direction
- PCB terminal blocks with compact housing dimensions and low design height



## Key commercial data

|                        |   |
|------------------------|---|
| Packing unit           | 1   |
| Minimum order quantity | 50  |
| Catalog page           | Page 83 (CC-2011)   |
| GTIN                   | <br>4 017918 149239 |
| Custom tariff number   | 85369010  |
| Country of origin      | GERMANY   |

## Technical data

### Dimensions / positions

|                        |            |
|------------------------|------------|
| Length                 | 12 mm      |
| Pitch                  | 5.08 mm    |
| Dimension a            | 30.48 mm   |
| Number of positions    | 7          |
| Pin dimensions         | 0,5 x 1 mm |
| Hole diameter          | 1.3 mm     |
| Screw thread           | M3         |
| Tightening torque, min | 0.5 Nm     |
| Tightening torque max  | 0.6 Nm     |

### Technical data

# PCB terminal block - SMKDSN 1,5/ 7-5,08 - 1869266

## Technical data

### Technical data

|   |                     |
|---|---------------------|
| Range of articles                       | SMKDSN 1,5          |
| Insulating material group               | I                   |
| Rated surge voltage (III/3)             | 4 kV                |
| Rated surge voltage (III/2)             | 4 kV                |
| Rated surge voltage (II/2)              | 4 kV                |
| Rated voltage (III/3)                   | 250 V               |
| Rated voltage (III/2)                   | 400 V               |
| Rated voltage (II/2)                    | 630 V               |
| Connection in acc. with standard        | EN-VDE              |
| Nominal current IN                      | 13.5 A              |
| Nominal cross section                   | 1.5 mm <sup>2</sup> |
| Maximum load current                    | 13.5 A              |
| Insulating material                     | PA                  |
| Inflammability class according to UL 94 | V0                  |
| Internal cylindrical gage               | A 1                 |
| Stripping length                        | 6 mm                |
| Nominal voltage, UL/CUL Use Group B     | 300 V               |
| Nominal current, UL/CUL Use Group B     | 10 A                |
| Nominal voltage, UL/CUL Use Group D     | 300 V               |
| Nominal current, UL/CUL Use Group D     | 10 A                |

### Connection data

|   |                      |
|---|----------------------|
| Conductor cross section solid min.  | 0.14 mm <sup>2</sup> |
| Conductor cross section solid max.  | 1.5 mm <sup>2</sup>  |
| Conductor cross section stranded min.   | 0.14 mm <sup>2</sup> |
| Conductor cross section stranded max.   | 1.5 mm <sup>2</sup>  |
| Conductor cross section stranded, with ferrule without plastic sleeve min.            | 0.25 mm <sup>2</sup> |
| Conductor cross section stranded, with ferrule without plastic sleeve max.            | 1.5 mm <sup>2</sup>  |
| Conductor cross section stranded, with ferrule with plastic sleeve min.               | 0.25 mm <sup>2</sup> |
| Conductor cross section stranded, with ferrule with plastic sleeve max.               | 1.5 mm <sup>2</sup>  |
| Conductor cross section AWG/kcmil min.  | 26                   |
| Conductor cross section AWG/kcmil max   | 16                   |
| 2 conductors with same cross section, solid min.                                      | 0.14 mm <sup>2</sup> |
| 2 conductors with same cross section, solid max.                                      | 0.75 mm <sup>2</sup> |
| 2 conductors with same cross section, stranded min.                                   | 0.14 mm <sup>2</sup> |
| 2 conductors with same cross section, stranded max.                                   | 0.75 mm <sup>2</sup> |
| 2 conductors with same cross section, stranded, ferrules without plastic sleeve, min. | 0.25 mm <sup>2</sup> |
| 2 conductors with same cross section, stranded, ferrules without plastic sleeve, max. | 0.5 mm <sup>2</sup>  |

# PCB terminal block - SMKDSN 1,5/ 7-5,08 - 1869266

## Technical data

### Connection data

|   |                     |
|---|---------------------|
| 2 conductors with same cross section, stranded, TWIN ferrules with plastic sleeve, min. | 0.5 mm <sup>2</sup> |
| 2 conductors with same cross section, stranded, TWIN ferrules with plastic sleeve, max. | 1 mm <sup>2</sup>   |
| Minimum AWG according to UL/CUL   | 30                  |
| Maximum AWG according to UL/CUL   | 14                  |

## Classifications

### eclass

|            |          |
|------------|----------|
| eCl@ss 4.0 | 27141109 |
| eCl@ss 4.1 | 27141109 |
| eCl@ss 5.0 | 27141190 |
| eCl@ss 5.1 | 27141190 |
| eCl@ss 6.0 | 27261101 |
| eCl@ss 7.0 | 27440401 |

### etim

|          |          |
|----------|----------|
| ETIM 3.0 | EC001121 |
| ETIM 4.0 | EC002643 |
| ETIM 5.0 | EC002643 |

### unspsc

|               |          |
|---------------|----------|
| UNSPSC 6.01   | 30211801 |
| UNSPSC 7.0901 | 39121432 |
| UNSPSC 11     | 39121432 |
| UNSPSC 12.01  | 39121432 |
| UNSPSC 13.2   | 39121432 |

## Approvals

### Approvals

---

#### Approvals

CSA / UL Recognized / SEV / cUL Recognized / GOST / CCA / IECEE CB Scheme / GOST / cULus Recognized

---

#### Ex Approvals

---


#### Approvals submitted


---

### Approval details


# PCB terminal block - SMKDSN 1,5/ 7-5,08 - 1869266

## Approvals

|   |       |       |
|---|-------|-------|
| CSA  |       |       |
|   | B     | D     |
| mm <sup>2</sup> /AWG/kcmil  | 28-14 | 28-14 |
| Nominal current I <sub>N</sub>  | 10 A  | 10 A  |
| Nominal voltage U <sub>N</sub>  | 150 V | 300 V |

|   |       |       |   |
|---|-------|-------|---|
| UL Recognized  |       |       |   |
|   |       | B     | D |
| mm <sup>2</sup> /AWG/kcmil  | 18    | 18    |   |
| Nominal current I <sub>N</sub>  | 10 A  | 10 A  |   |
| Nominal voltage U <sub>N</sub>  | 300 V | 300 V |   |

|                                |       |
|--------------------------------|-------|
| SEV                            |       |
| mm <sup>2</sup> /AWG/kcmil     | 1.5   |
| Nominal voltage U <sub>N</sub> | 250 V |

|  |       |       |   |
|--|-------|-------|---|
| cUL Recognized  |       |       |   |
|  |       | B     | D |
| mm <sup>2</sup> /AWG/kcmil   | 18    | 18    |   |
| Nominal current I <sub>N</sub>   | 10 A  | 10 A  |   |
| Nominal voltage U <sub>N</sub>   | 300 V | 300 V |   |

|  |
|--|
| GOST  |
|--|

|     |
|-----|
| CCA |
|-----|

|                 |
|-----------------|
| IECEE CB Scheme |
|-----------------|

|  |
|--|
| GOST  |
|--|

# PCB terminal block - SMKDSN 1,5/ 7-5,08 - 1869266

## Approvals

cULus Recognized

## Accessories

### Accessories

### Marking

Marker cards - SK 5,08/3,8:FORTL.ZAHLEN - 0804293



Marker cards, Card, white, labeled, Horizontal: Consecutive numbers 1 - 10, 11 - 20, etc. up to 91 - (99)100, Mounting type: Adhesive, For terminal block width: 5.08 mm

Marker cards - SK 5,08/3,8:UNBEDRUCKT - 0805412



Marker cards, Card, white, Unlabeled, Can be labeled with: Thermomark R, Thermomark X, Thermomark S, Mounting type: Adhesive, For terminal block width: 5.08 mm

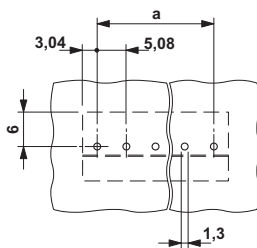
Marker pen - B-STIFT - 1051993



Marker pen, for manual labeling of unprinted Zack strips, smear-proof and waterproof, line thickness 0.5 mm

## Drawings

### Drilling diagram



### Dimensioned drawing

