



Chipsmall Limited consists of a professional team with an average of over 10 year of expertise in the distribution of electronic components. Based in Hongkong, we have already established firm and mutual-benefit business relationships with customers from,Europe,America and south Asia,supplying obsolete and hard-to-find components to meet their specific needs.

With the principle of "Quality Parts,Customers Priority,Honest Operation,and Considerate Service",our business mainly focus on the distribution of electronic components. Line cards we deal with include Microchip,ALPS,ROHM,Xilinx,Pulse,ON,Everlight and Freescale. Main products comprise IC,Modules,Potentiometer,IC Socket,Relay,Connector.Our parts cover such applications as commercial,industrial, and automotives areas.

We are looking forward to setting up business relationship with you and hope to provide you with the best service and solution. Let us make a better world for our industry!



## Contact us

Tel: +86-755-8981 8866 Fax: +86-755-8427 6832

Email & Skype: info@chipsmall.com Web: www.chipsmall.com

Address: A1208, Overseas Decoration Building, #122 Zhenhua RD., Futian, Shenzhen, China



# PCB terminal block - MKDSV 5 HV/ 2-9,52 - 1904147

Please be informed that the data shown in this PDF Document is generated from our Online Catalog. Please find the complete data in the user's documentation. Our General Terms of Use for Downloads are valid (<http://phoenixcontact.com/download>)



PCB terminal block, nominal current: 32 A, nom. voltage: 1000 V, pitch: 9.52 mm, number of positions: 2, connection method: Screw connection with tension sleeve, mounting: Wave soldering, conductor/PCB connection direction: 0 °, color: green. The article can be aligned to create different nos. of positions! If used purely as 2-pos., we recommend this version with anti-rotation pins.

The figure shows a 2-pos. version of the product

## Why buy this product

- ✓ Well-known connection principle allows worldwide use
- ✓ Low temperature rise, thanks to maximum contact force
- ✓ Allows connection of two conductors
- ✓ The latching on the side enables various numbers of positions to be combined
- ✓ Anti-rotation pins support positioning on the PCB



## Key Commercial Data

|              |               |
|--------------|---------------|
| Packing unit | 50 STK        |
| GTIN         |               |
| GTIN         | 4017918187620 |

## Technical data

### Dimensions

|                       |              |
|-----------------------|--------------|
| Length [ l ]          | 16 mm        |
| Pitch                 | 9.52 mm      |
| Dimension a           | 9.52 mm      |
| Width [ w ]           | 19.04 mm     |
| Constructional height | 21.5 mm      |
| Height [ h ]          | 26.7 mm      |
| Solder pin [P]        | 5.2 mm       |
| Pin dimensions        | 0,9 x 0,9 mm |
| Pin spacing           | 13.4 mm      |
| Hole diameter         | 1.3 mm       |

# PCB terminal block - MKDSV 5 HV/ 2-9,52 - 1904147

## Technical data

### General

|  |                   |
|--|-------------------|
| Range of articles                      | MKDSV 5 HV        |
| Insulating material group              | I                 |
| Rated surge voltage (III/3)            | 8 kV              |
| Rated surge voltage (III/2)            | 8 kV              |
| Rated surge voltage (II/2)             | 6 kV              |
| Rated voltage (III/3)                  | 1000 V            |
| Rated voltage (III/2)                  | 1000 V            |
| Rated voltage (II/2)                   | 1000 V            |
| Connection in acc. with standard       | EN-VDE            |
| Nominal current $I_N$                  | 32 A              |
| Nominal cross section                  | 4 mm <sup>2</sup> |
| Maximum load current                   | 32 A              |
| Flammability rating according to UL 94 | V0                |
| Internal cylindrical gage              | A4                |
| Stripping length                       | 8 mm              |
| Number of positions                    | 2                 |
| Screw thread                           | M3                |
| Tightening torque, min                 | 0.5 Nm            |
| Tightening torque max                  | 0.6 Nm            |

### Connection data

|   |                      |
|---|----------------------|
| Conductor cross section solid min.  | 0.2 mm <sup>2</sup>  |
| Conductor cross section solid max.  | 6 mm <sup>2</sup>    |
| Conductor cross section flexible min.   | 0.2 mm <sup>2</sup>  |
| Conductor cross section flexible max.   | 4 mm <sup>2</sup>    |
| Conductor cross section flexible, with ferrule without plastic sleeve min.              | 0.25 mm <sup>2</sup> |
| Conductor cross section flexible, with ferrule without plastic sleeve max.              | 4 mm <sup>2</sup>    |
| Conductor cross section flexible, with ferrule with plastic sleeve min.                 | 0.25 mm <sup>2</sup> |
| Conductor cross section flexible, with ferrule with plastic sleeve max.                 | 4 mm <sup>2</sup>    |
| Conductor cross section AWG min.  | 24                   |
| Conductor cross section AWG max.  | 10                   |
| 2 conductors with same cross section, solid min.  | 0.2 mm <sup>2</sup>  |
| 2 conductors with same cross section, solid max.  | 1.5 mm <sup>2</sup>  |
| 2 conductors with same cross section, stranded min.                                     | 0.2 mm <sup>2</sup>  |
| 2 conductors with same cross section, stranded max.                                     | 1.5 mm <sup>2</sup>  |
| 2 conductors with same cross section, stranded, ferrules without plastic sleeve, min.   | 0.25 mm <sup>2</sup> |
| 2 conductors with same cross section, stranded, ferrules without plastic sleeve, max.   | 0.75 mm <sup>2</sup> |
| 2 conductors with same cross section, stranded, TWIN ferrules with plastic sleeve, min. | 0.5 mm <sup>2</sup>  |

# PCB terminal block - MKDSV 5 HV/ 2-9,52 - 1904147

## Technical data

### Connection data

|   |                     |
|---|---------------------|
| 2 conductors with same cross section, stranded, TWIN ferrules with plastic sleeve, max. | 2.5 mm <sup>2</sup> |
|---|---------------------|

### Standards and Regulations

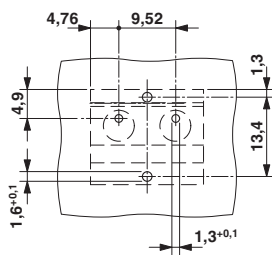
|  |        |
|--|--------|
| Connection in acc. with standard       | EN-VDE |
|  | CUL    |
| Flammability rating according to UL 94 | V0     |

### Environmental Product Compliance

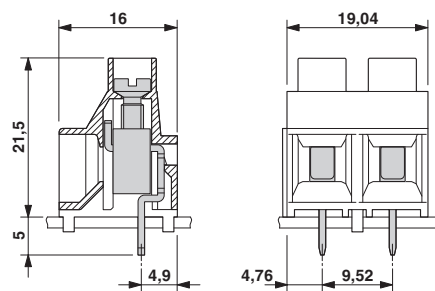
|            |   |
|------------|---|
| REACH SVHC | Lead 7439-92-1  |
| China RoHS | Environmentally Friendly Use Period = 50  |
|            | For details about hazardous substances go to tab "Downloads", Category "Manufacturer's declaration" |

## Drawings

Drilling diagram



Dimensional drawing



## Approvals

### Approvals

Approvals

EAC / cULus Recognized


Ex Approvals

### Approval details

|     |  |         |
|-----|--|---------|
| EAC |  | B.01742 |
|-----|--|---------|

## PCB terminal block - MKDSV 5 HV/ 2-9,52 - 1904147

### Approvals

|                            |   |   |                 |
|----------------------------|---|---|-----------------|
| cULus Recognized           |  | <a href="http://database.ul.com/cgi-bin/XYV/template/LISEXT/1FRAME/index.htm">http://database.ul.com/cgi-bin/XYV/template/LISEXT/1FRAME/index.htm</a> | E60425-19770427 |
|                            | D   | B   | C               |
| Nominal voltage UN         | 600 V   | 300 V   | 300 V           |
| Nominal current IN         | 5 A   | 30 A  | 30 A            |
| mm <sup>2</sup> /AWG/kcmil | 30-10   | 30-10   | 30-10           |

Phoenix Contact 2018 © - all rights reserved  
<http://www.phoenixcontact.com>

PHOENIX CONTACT GmbH & Co. KG  
Flachsmarktstr. 8  
32825 Blomberg  
Germany  
Tel. +49 5235 300  
Fax +49 5235 3 41200  
<http://www.phoenixcontact.com>