



Chipsmall Limited consists of a professional team with an average of over 10 year of expertise in the distribution of electronic components. Based in Hongkong, we have already established firm and mutual-benefit business relationships with customers from,Europe,America and south Asia,supplying obsolete and hard-to-find components to meet their specific needs.

With the principle of “Quality Parts,Customers Priority,Honest Operation,and Considerate Service”,our business mainly focus on the distribution of electronic components. Line cards we deal with include Microchip,ALPS,ROHM,Xilinx,Pulse,ON,Everlight and Freescale. Main products comprise IC,Modules,Potentiometer,IC Socket,Relay,Connector.Our parts cover such applications as commercial,industrial, and automotives areas.

We are looking forward to setting up business relationship with you and hope to provide you with the best service and solution. Let us make a better world for our industry!



Contact us

Tel: +86-755-8981 8866 Fax: +86-755-8427 6832

Email & Skype: info@chipsmall.com Web: www.chipsmall.com

Address: A1208, Overseas Decoration Building, #122 Zhenhua RD., Futian, Shenzhen, China



PCB terminal block - MKDSP 25/ 2-15.00-F - 1932494

Please be informed that the data shown in this PDF Document is generated from our Online Catalog. Please find the complete data in the user's documentation. Our General Terms of Use for Downloads are valid (<http://download.phoenixcontact.com>)



The figure shows a 5-pos. version of the product

PC terminal block, Nominal current: 125 A, Nom. voltage: 1000 V, Pitch: 15 mm, Number of positions: 2, Connection method: Screw connection, Mounting: Soldering, Conductor/PCB connection direction: 0 °, Color: green, An opening is made in the area around the mounting flange. The flanges are fastened to the device with bolts to support the MKDSP 25.

Product description


PC terminal block, Nominal current: 125 A, Nom. voltage: 1000 V, Pitch: 15 mm, Number of positions: 2, Connection method: Screw connection, Mounting: Soldering, Conductor/PCB connection direction: 0 °, Color: green, An opening is made in the area around the mounting flange. The flanges are fastened to the device with bolts to support the MKDSP 25.

Why buy this product

- Integrated test connection
- High-capacity PCB terminal blocks with screw connection up to 35 mm² conductor cross section and a current carrying capacity of 125 A
- Unlimited 600 V UL approval
- Integrated protective guide



Key commercial data

Packing unit	1
Minimum order quantity	25
Catalog page	Page 375 (CC-2011)
GTIN	 4 017918 902025
Weight per piece (including packing)	0.0 GRM
Weight per Piece (excluding packing)	45.76 GRM
Country of origin	BULGARIA

Technical data

Dimensions / positions

Length	31 mm
Pitch	15 mm
Dimension a	15 mm
Number of positions	2
Pin dimensions	1,2 x 1,2 mm

PCB terminal block - MKDSP 25/ 2-15.00-F - 1932494

Technical data

Dimensions / positions

Hole diameter	1.6 mm
Screw thread	M5
Tightening torque, min	2.5 Nm
Tightening torque max	4.5 Nm

Technical data

Range of articles	MKDSP 25/...-F
Insulating material group	I
Rated voltage (III/3)	1000 V
Rated voltage (III/2)	1000 V
Rated voltage (II/2)	1000 V
Connection in acc. with standard	EN-VDE
Nominal current I _N	125 A
Nominal cross section	25 mm ²
Maximum load current	125 A (with 35 mm ² conductor cross section)
Insulating material	PA
Inflammability class according to UL 94	V0
Internal cylindrical gage	B 7
Stripping length	18 mm
Nominal voltage, UL/CUL Use Group B	600 V
Nominal current, UL/CUL Use Group B	115 A
Nominal voltage, UL/CUL Use Group C	600 V
Nominal current, UL/CUL Use Group C	115 A

Connection data

Conductor cross section solid min.	0.5 mm ²
Conductor cross section solid max.	35 mm ²
Conductor cross section stranded min.	0.5 mm ²
Conductor cross section stranded max.	25 mm ²
Conductor cross section stranded, with ferrule without plastic sleeve min.	1 mm ²
Conductor cross section stranded, with ferrule without plastic sleeve max.	25 mm ²
Conductor cross section stranded, with ferrule with plastic sleeve min.	1.5 mm ²
Conductor cross section stranded, with ferrule with plastic sleeve max.	25 mm ²
Conductor cross section AWG/kcmil min.	20
Conductor cross section AWG/kcmil max	2
2 conductors with same cross section, solid min.	0.5 mm ²
2 conductors with same cross section, solid max.	6 mm ²
2 conductors with same cross section, stranded min.	0.5 mm ²
2 conductors with same cross section, stranded max.	6 mm ²
2 conductors with same cross section, stranded, ferrules without plastic sleeve, min.	0.5 mm ²

PCB terminal block - MKDSP 25/ 2-15.00-F - 1932494

Technical data

Connection data

2 conductors with same cross section, stranded, ferrules without plastic sleeve, max.	4 mm ²
2 conductors with same cross section, stranded, TWIN ferrules with plastic sleeve, min.	0.5 mm ²
2 conductors with same cross section, stranded, TWIN ferrules with plastic sleeve, max.	6 mm ²
Minimum AWG according to UL/CUL	20
Maximum AWG according to UL/CUL	2

Classifications

eClass

eClass 4.0	27141109
eClass 4.1	27141109
eClass 5.0	27141190
eClass 5.1	27141190
eClass 6.0	27260704

etim

ETIM 3.0	EC001121
ETIM 4.0	EC002643

unspsc

UNSPSC 6.01	30211801
UNSPSC 7.0901	39121432
UNSPSC 11	39121432
UNSPSC 12.01	39121432
UNSPSC 13.2	39121432

Approvals

Certificates

Certification

UL Recognized / SEV / cUL Recognized / GOST / CCA / IEC CB Scheme / GOST / cULus Recognized

Certification EX

Certification submitted

Approval details

PCB terminal block - MKDSP 25/ 2-15.00-F - 1932494

Approvals

UL Recognized			
		B	C
mm ² /AWG/kcmil	20-10	20-2	20-2
Nominal current IN	30 A	115 A	115 A
Nominal voltage UN	600 V	600 V	600 V

SEV	
mm ² /AWG/kcmil	35
Nominal voltage UN	1000 V

cUL Recognized			
		B	C
mm ² /AWG/kcmil	20-10	20-2	20-2
Nominal current IN	30 A	115 A	115 A
Nominal voltage UN	600 V	600 V	600 V

GOST

CCA

IECEE CB Scheme

GOST

cULus Recognized

Accessories

Accessories

Marking

Zack Marker strip, flat - ZBF 15:UNBEDRUCKT - 0811202



Zack Marker strip, flat, Strip, white, Unlabeled, Can be labeled with: Plotter, Mounting type: Snap into flat marker groove, Let

Plug/Adapter

PCB terminal block - MKDSP 25/ 2-15.00-F - 1932494

Accessories

Reducing plug - RPS - 0201647

Reducing plug, Color: gray



Tools

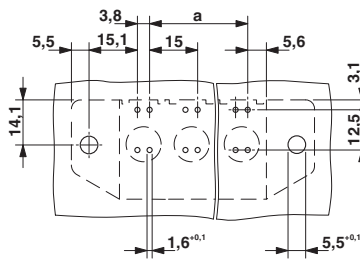
Screwdriver - SZS 1,0X6,5 VDE - 1205079

Screwdriver, bladed, VDE insulated, size: 1.0 x 6.5 x 150 mm, 2-component grip, with non-slip grip

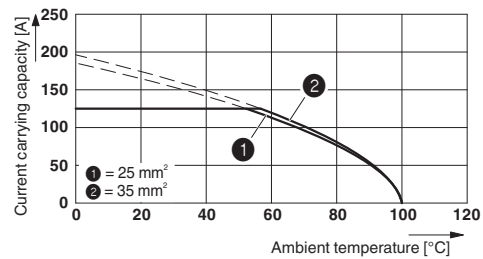


Drawings

Drilling diagram



Diagram



Type: MKDSP 25/...-15,00

Tested in accordance with DIN EN 60512-5-2:2003-01

Reduction factor = 1

No. of positions: 5

Dimensioned drawing

