Chipsmall Limited consists of a professional team with an average of over 10 year of expertise in the distribution of electronic components. Based in Hongkong, we have already established firm and mutual-benefit business relationships with customers from,Europe,America and south Asia,supplying obsolete and hard-to-find components to meet their specific needs.

With the principle of “Quality Parts,Customers Priority,Honest Operation,and Considerate Service”,our business mainly focus on the distribution of electronic components. Line cards we deal with include Microchip,ALPS,ROHM,Xilinx,Pulse,ON,Everlight and Freescale. Main products comprise IC,Modules,Potentiometer,IC Socket,Relay,Connector.Our parts cover such applications as commercial,industrial, and automotives areas.

We are looking forward to setting up business relationship with you and hope to provide you with the best service and solution. Let us make a better world for our industry!

Contact us

Tel: +86-755-8981 8866 Fax: +86-755-8427 6832
Email & Skype: info@chipsmall.com Web: www.chipsmall.com
Address: A1208, Overseas Decoration Building, #122 Zhenhua RD., Futian, Shenzhen, China

THIS DRAWING IS UNPUBLISHED. RELEASED FOR PUBLICATION 2007
© COPYRIGHT 2007 BY - ALL RIGHTS RESERVED.

LOC	DIST
AD	00

REVISIONS

P	LTR	DESCRIPTION	DATE	DWN	APVD
	D	REVISED PER ECO-13-002771	22FEB2013	KH	RP

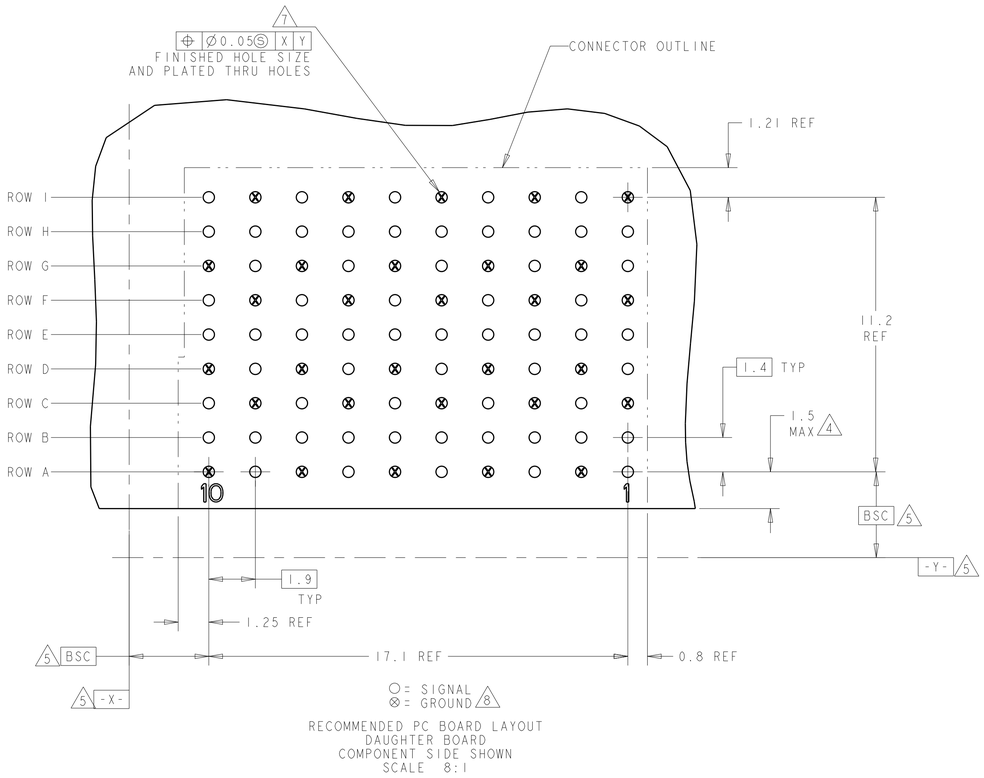

RECOMMENDED PC BOARD LAYOUT
DAUGHTER BOARD
COMPONENT SIDE SHOWN
SCALE 8:1

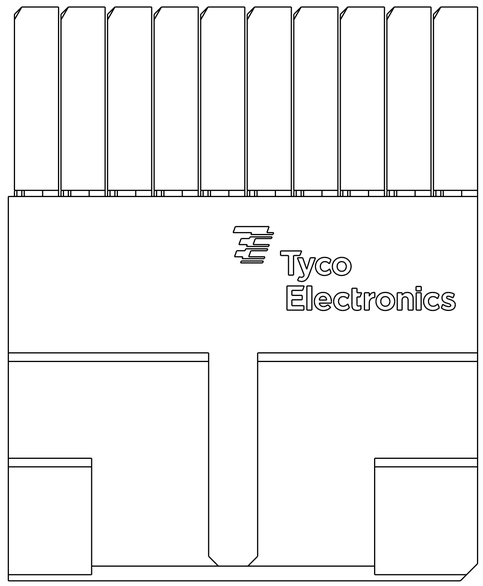

1. MATERIAL:
   CONTACT AND SHIELD - PHOS BRONZE
   HOUSING AND CHICKLET - LCP, UL 94V-0, COLOR - BLACK

2. FINISH:
   CONTACT AREA FINISH CONFORMS TO THE REQUIREMENTS OF TE PRODUCT SPECIFICATION 108-2303; BASED ON TELCORDIA GR-1217-CORE FOR SYSTEM QUALITY LEVEL III APPLICATIONS IN CONTROLLED ENVIRONMENTS (CENTRAL OFFICE).
   COMPLIANT PIN AREA- 0.5µm MIN MATTE TIN OVER 1.27µm MIN NICKEL.
   SHIELD 1.27µm MIN NICKEL.

3. CONNECTOR MARKED ON EITHER SIDE OF HOUSING WITH PART NUMBER, DATE CODE AND STANDARD IN APPROXIMATE AREA SHOWN.

4. DIMENSION APPLIES TO CENTERLINE OF THRU HOLE.

5. DATUMS AND BASIC DIMENSIONS ESTABLISHED BY CUSTOMER.

6. CONTACT AREA LUBRICATED WITH BELLCORE APPROVED LUBRICANT. TECHNICAL REFERENCE: GR-1217-CORE, ISSUE 1, NOVEMBER 1995.

7. REFERENCE APPLICATION SPEC 114-13202 FOR RECOMMENDED PLATED THRU HOLE DIAMETER AND PLATING THICKNESSES.

8. THE GROUNDS IN EACH COLUMN ARE COMMONED.

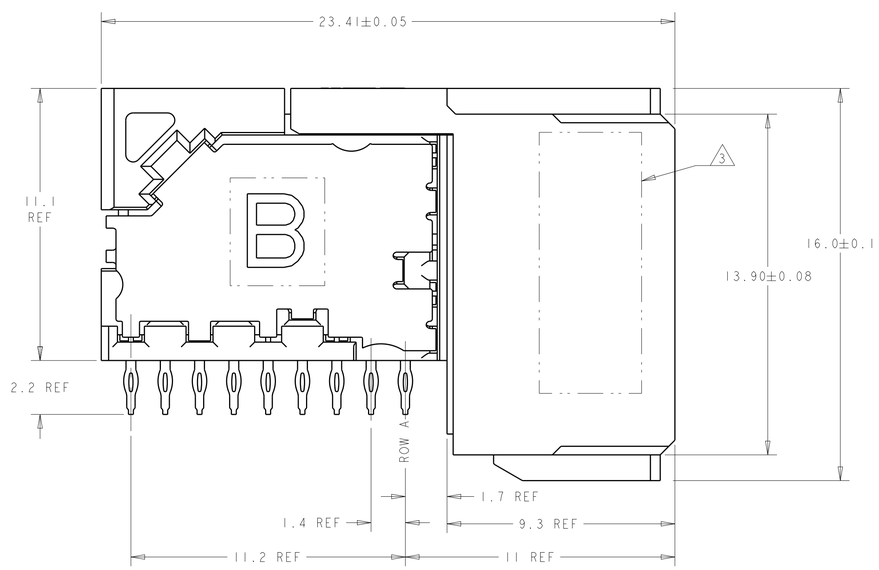

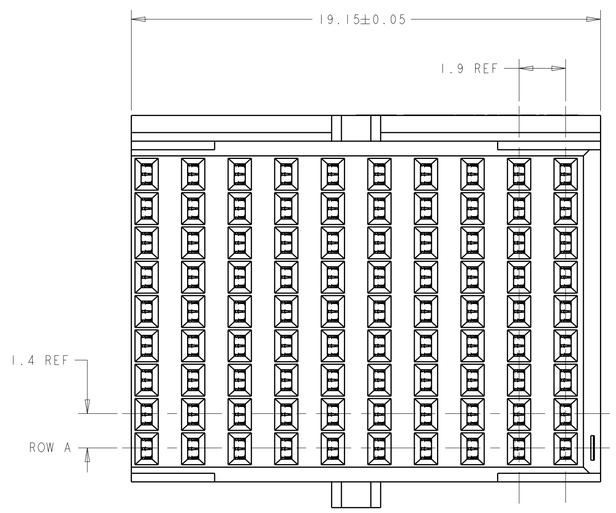

1934228-1
PART NUMBER

THIS DRAWING IS A CONTROLLED DOCUMENT.	DWN S. J. MAGARO 31JAN2007	TE Connectivity	
DIMENSIONS: mm	CHK W. DAVIS 31JAN2007	NAME RECEPTACLE ASSEMBLY, 3 PAIR, 10 COLUMN	
TOLERANCES UNLESS OTHERWISE SPECIFIED: 0 PLC ±- 1 PLC ±- 2 PLC ±- 3 PLC ±- 4 PLC ±- ANGLES ±-	APVD R. PATTERSON 27AUG2007	PRODUCT SPEC -	
		APPLICATION SPEC -	
MATERIAL - - 1	FINISH - - 2	WEIGHT -	SIZE A1 / CAGE CODE 00779 / DRAWING NO C-1934228 / RESTRICTED TO -
		CUSTOMER DRAWING	SCALE 8:1 / SHEET 1 OF 1 / REV D

4805 (3/11)