



Chipsmall Limited consists of a professional team with an average of over 10 year of expertise in the distribution of electronic components. Based in Hongkong, we have already established firm and mutual-benefit business relationships with customers from,Europe,America and south Asia,supplying obsolete and hard-to-find components to meet their specific needs.

With the principle of “Quality Parts,Customers Priority,Honest Operation,and Considerate Service”,our business mainly focus on the distribution of electronic components. Line cards we deal with include Microchip,ALPS,ROHM,Xilinx,Pulse,ON,Everlight and Freescale. Main products comprise IC,Modules,Potentiometer,IC Socket,Relay,Connector.Our parts cover such applications as commercial,industrial, and automotives areas.

We are looking forward to setting up business relationship with you and hope to provide you with the best service and solution. Let us make a better world for our industry!



## Contact us

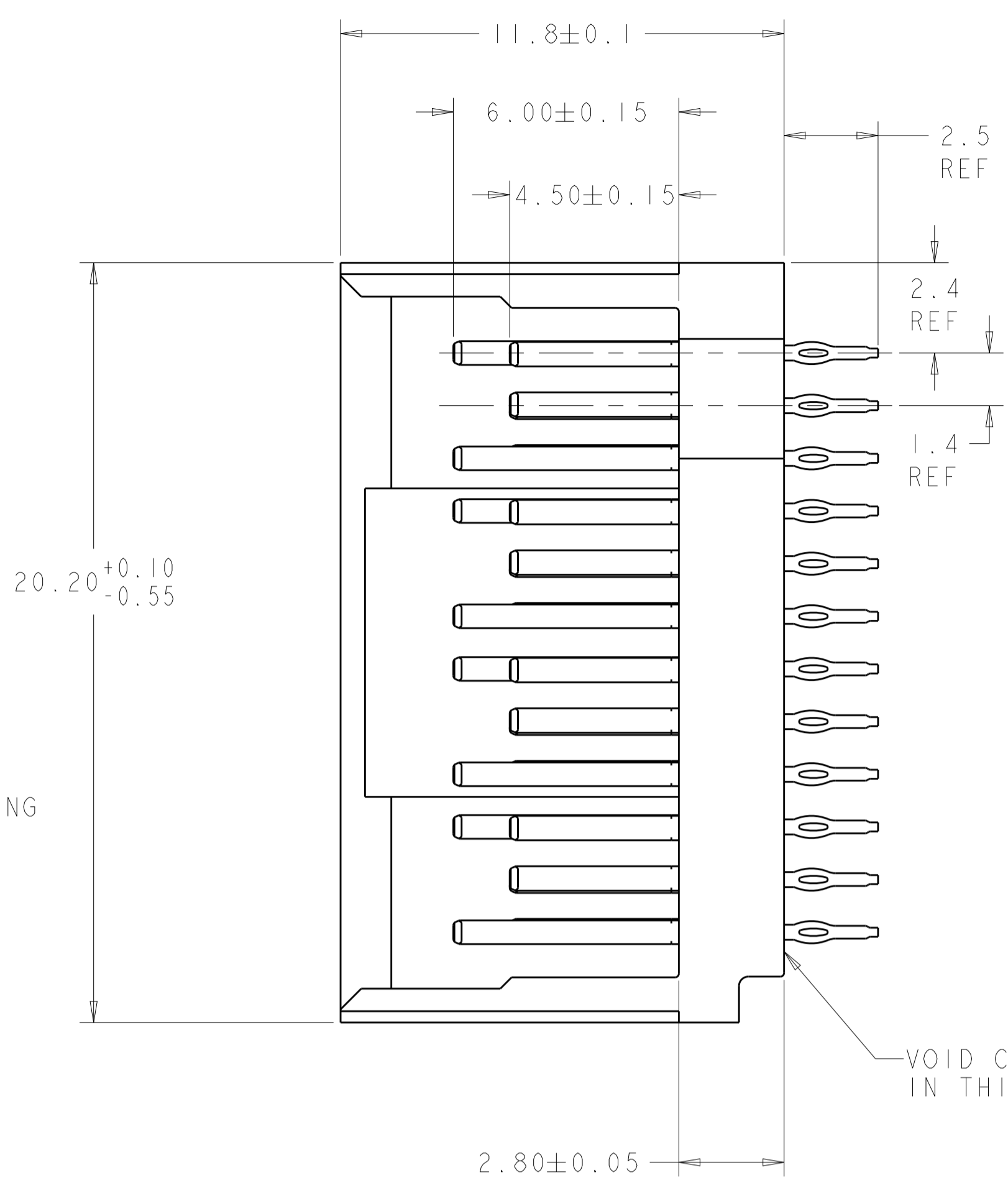
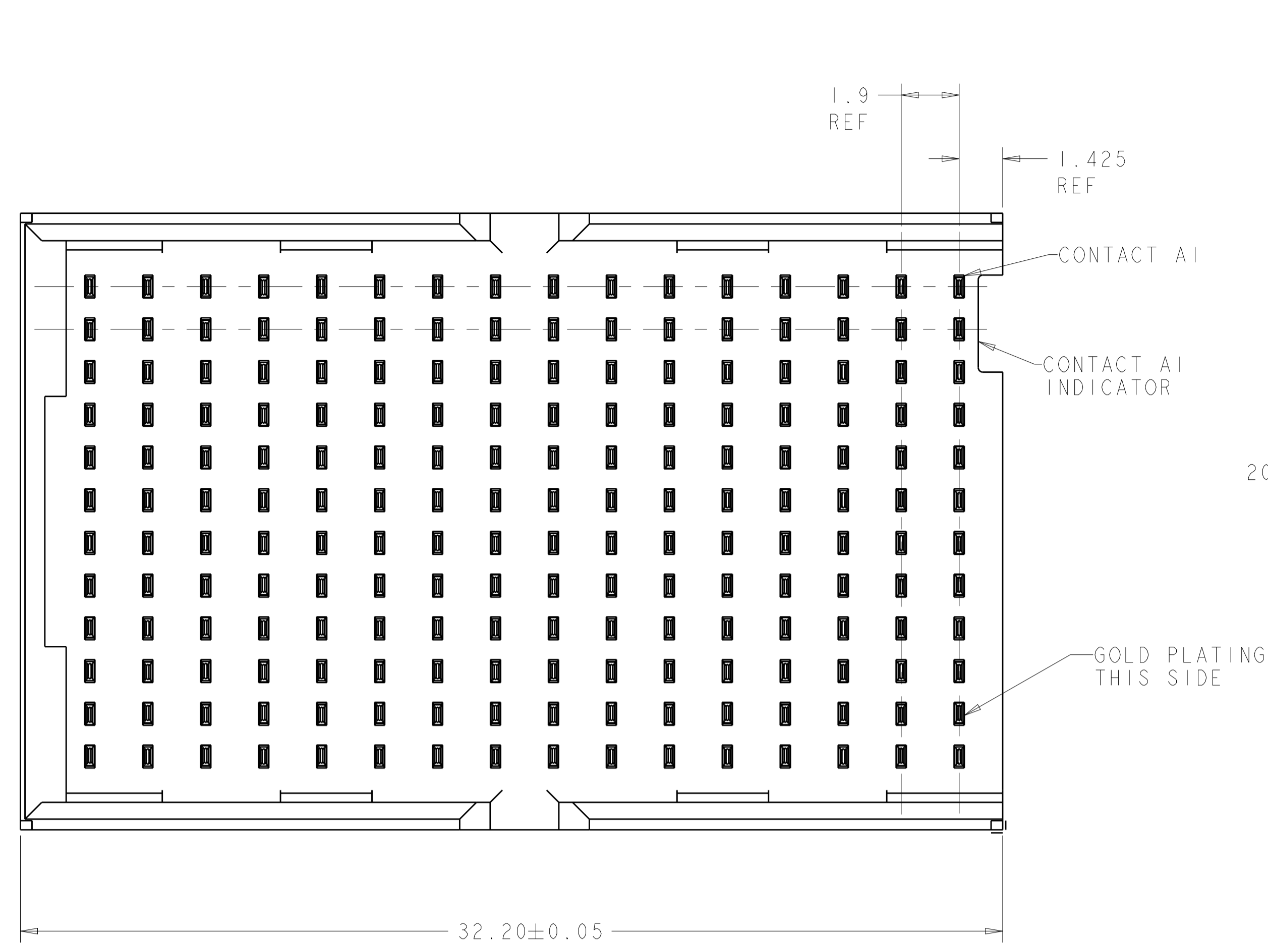
Tel: +86-755-8981 8866 Fax: +86-755-8427 6832

Email & Skype: info@chipsmall.com Web: www.chipsmall.com

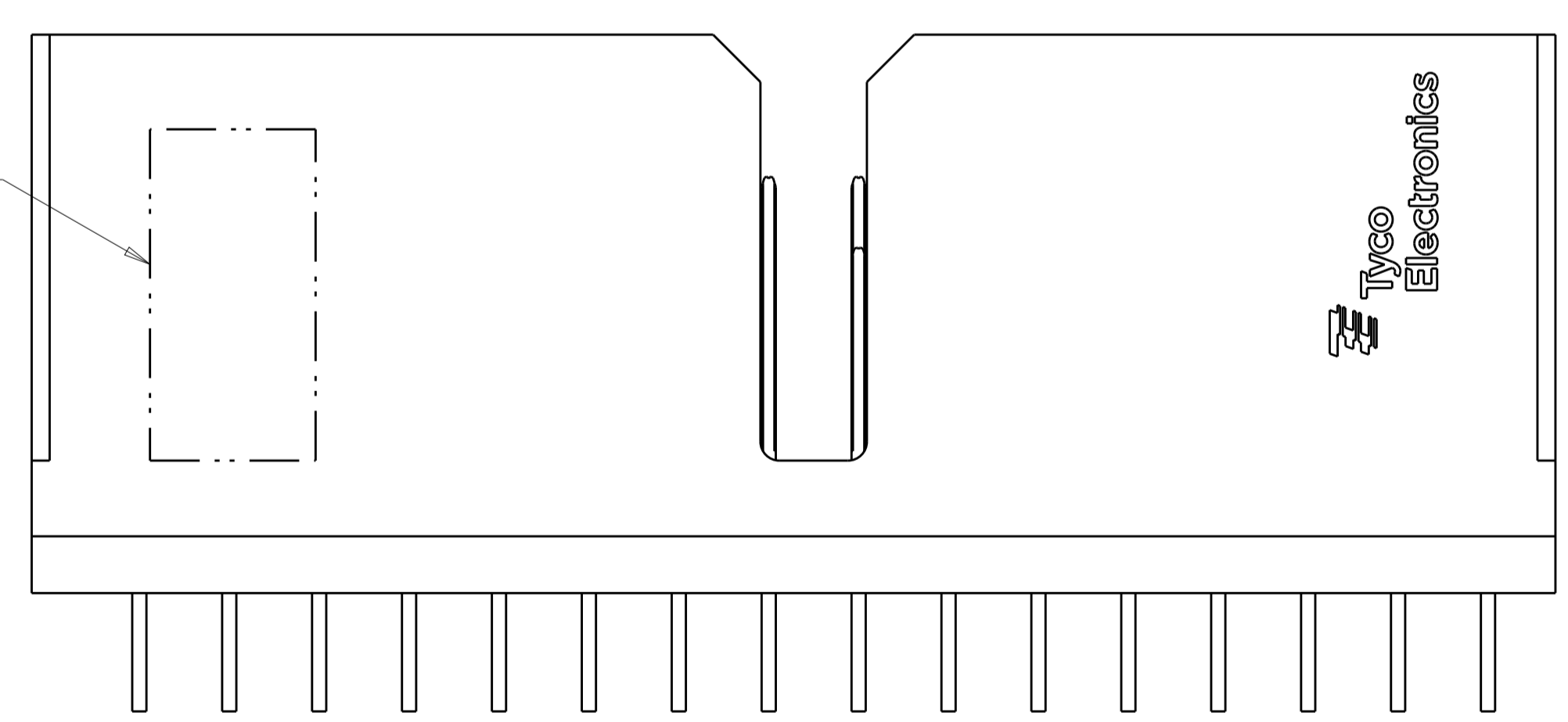
Address: A1208, Overseas Decoration Building, #122 Zhenhua RD., Futian, Shenzhen, China



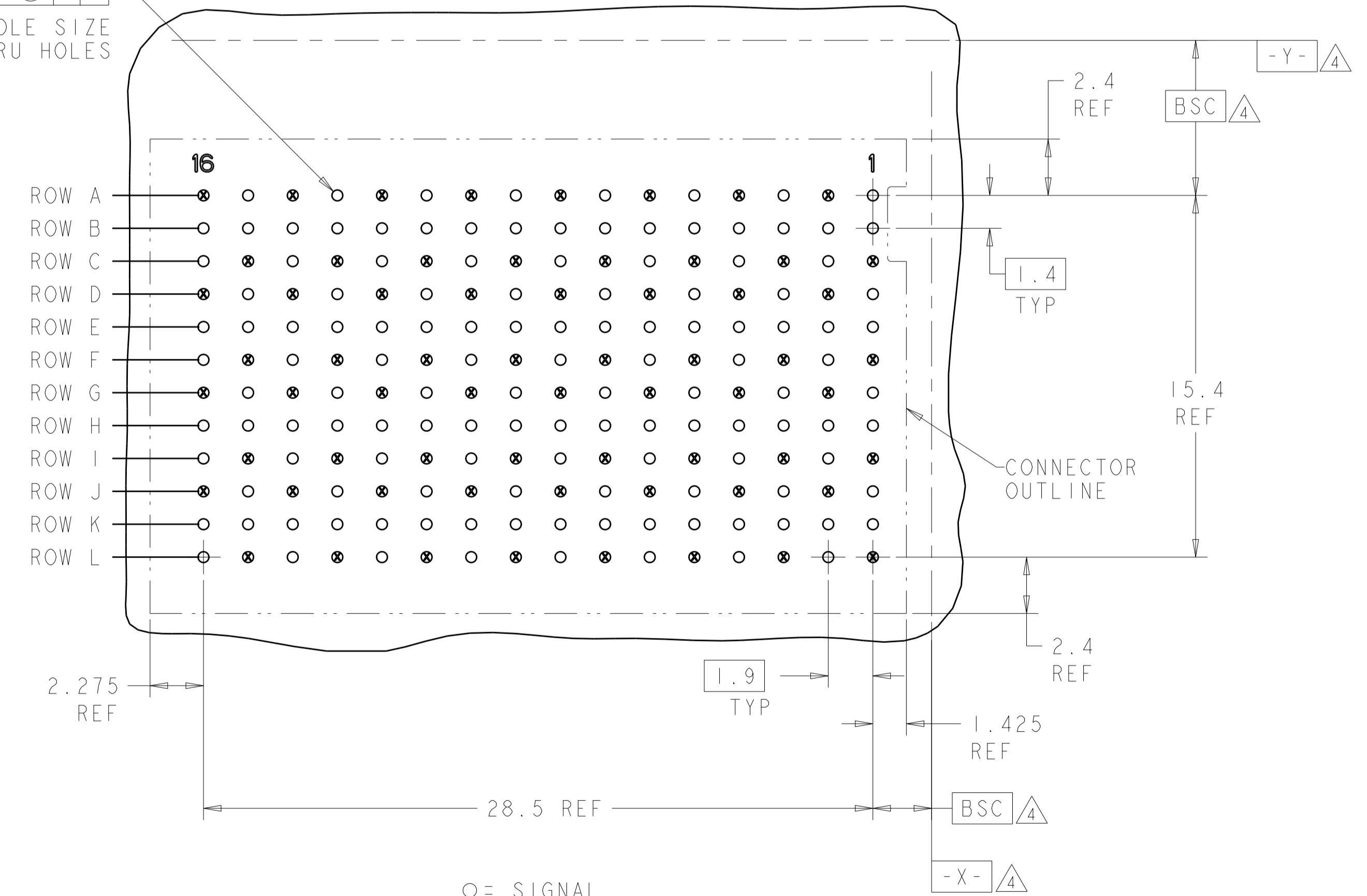
LOC		DIST		REVISIONS				
GP	00	P	LTH	DESCRIPTION	DATE	DWN	APVD	
		F		REVISED PER ECO-13-010626	31JUL2013	KH	RP	



- 1 MATERIAL:  
CONTACT - PHOS BRONZE  
HOUSING - LCP, UL 94V-0, COLOR - BLACK
- 2 FINISH:  
CONTACT AREA FINISH CONFORMS TO THE REQUIREMENTS OF TE PRODUCT SPECIFICATION 108-2303; BASED ON TELCORDIA GR-1217-CORE FOR SYSTEM QUALITY LEVEL III, APPLICATIONS IN CONTROLLED ENVIRONMENTS (CENTRAL OFFICE).  
COMPLIANT PIN AREA- 0.5µm MIN MATTE TIN OVER 1.27µm MIN NICKEL
- 3 CONNECTOR MARKED WITH PART NUMBER, DATE CODE AND STANDARD IN APPROXIMATE AREA SHOWN
- 4 DATUMS AND BASIC DIMENSIONS ESTABLISHED BY CUSTOMER.
- 5 CONTACT AREA LUBRICATED WITH BELLCORE APPROVED LUBRICANT, TECHNICAL REFERENCE GR-1217-CORE, ISSUE 1, NOVEMBER 1995.
- 6 REFERENCE APPLICATION SPEC 114-13202 FOR RECOMMENDED PLATED THRU HOLE DIAMETER AND PLATING THICKNESSES.



6  $\oplus$   $\varnothing 0.05$  X Y  
 FINISHED HOLE SIZE AND PLATED THRU HOLES



○ = SIGNAL  
 ⊗ = GROUND  
 RECOMMENDED PC BOARD LAYOUT BACKPLANE,  
 COMPONENT SIDE SHOWN  
 SCALE 6:1

1934318-1  
 PART NUMBER

THIS DRAWING IS A CONTROLLED DOCUMENT.		DWN B. MCMASTER 15JUN2007	NAME	TE Connectivity
DIMENSIONS:		CHK W. DAVIS 15JUN2007	PRODUCT SPEC	HEADER ASSEMBLY, RIGHT WALL, 4 PAIR 16 COLUMN TinMan
TOLERANCES UNLESS OTHERWISE SPECIFIED:		APVD W. DAVIS 15JUN2007	APPLICATION SPEC	
mm	0 PLC ±	SIZE	CAGE CODE	DRAWING NO
	1 PLC ±	RESTRICTED TO		
	2 PLC ±			
	3 PLC ±			
	4 PLC ±			
	ANGLES ±	WEIGHT		
MATERIAL	FINISH		A100779	1934318
		CUSTOMER DRAWING	SCALE	8:1
			SHEET	1 OF 1
			REV	F