



Chipsmall Limited consists of a professional team with an average of over 10 year of expertise in the distribution of electronic components. Based in Hongkong, we have already established firm and mutual-benefit business relationships with customers from,Europe,America and south Asia,supplying obsolete and hard-to-find components to meet their specific needs.

With the principle of “Quality Parts,Customers Priority,Honest Operation,and Considerate Service”,our business mainly focus on the distribution of electronic components. Line cards we deal with include Microchip,ALPS,ROHM,Xilinx,Pulse,ON,Everlight and Freescale. Main products comprise IC,Modules,Potentiometer,IC Socket,Relay,Connector.Our parts cover such applications as commercial,industrial, and automotives areas.

We are looking forward to setting up business relationship with you and hope to provide you with the best service and solution. Let us make a better world for our industry!



Contact us

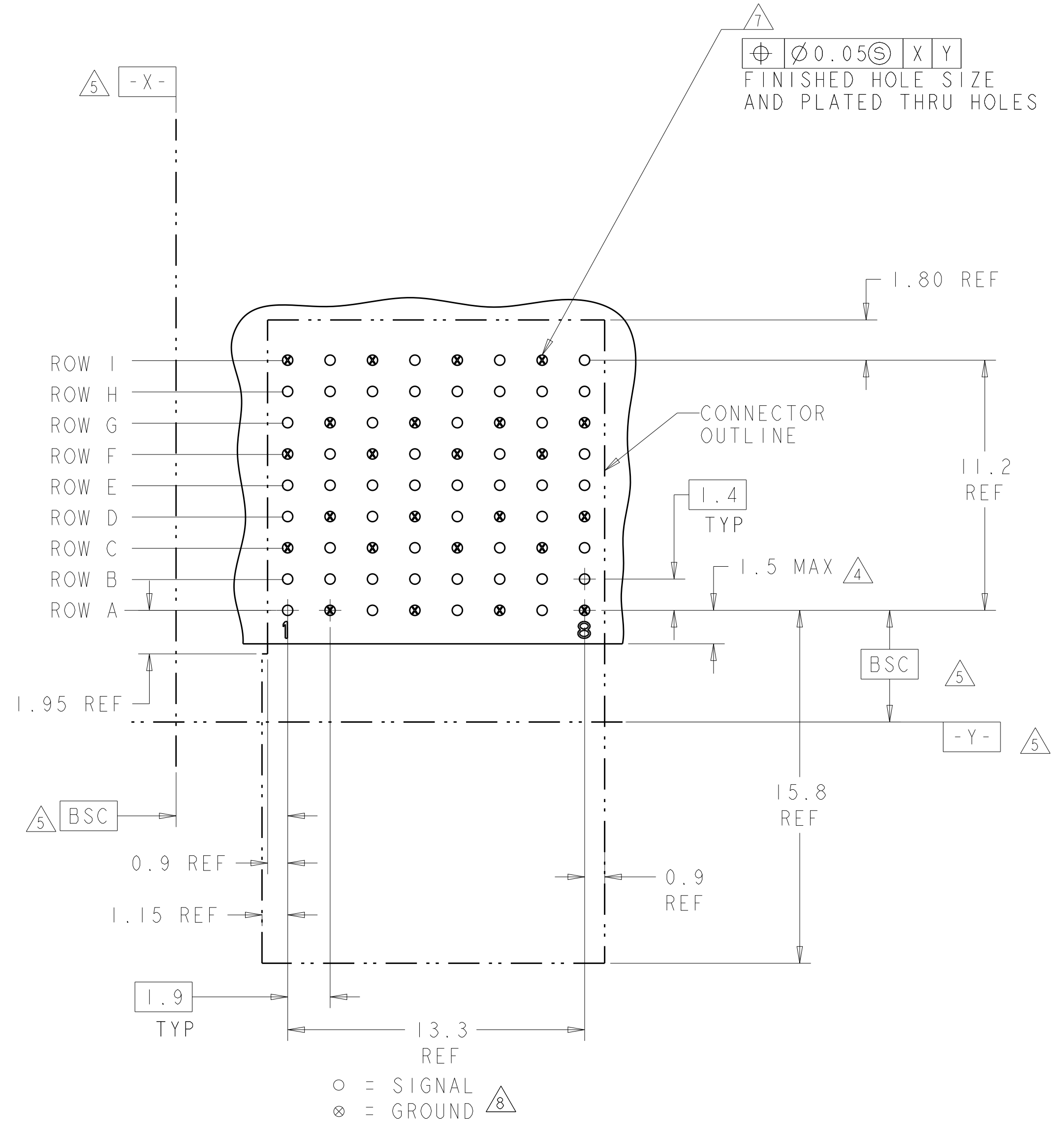
Tel: +86-755-8981 8866 Fax: +86-755-8427 6832

Email & Skype: info@chipsmall.com Web: www.chipsmall.com

Address: A1208, Overseas Decoration Building, #122 Zhenhua RD., Futian, Shenzhen, China

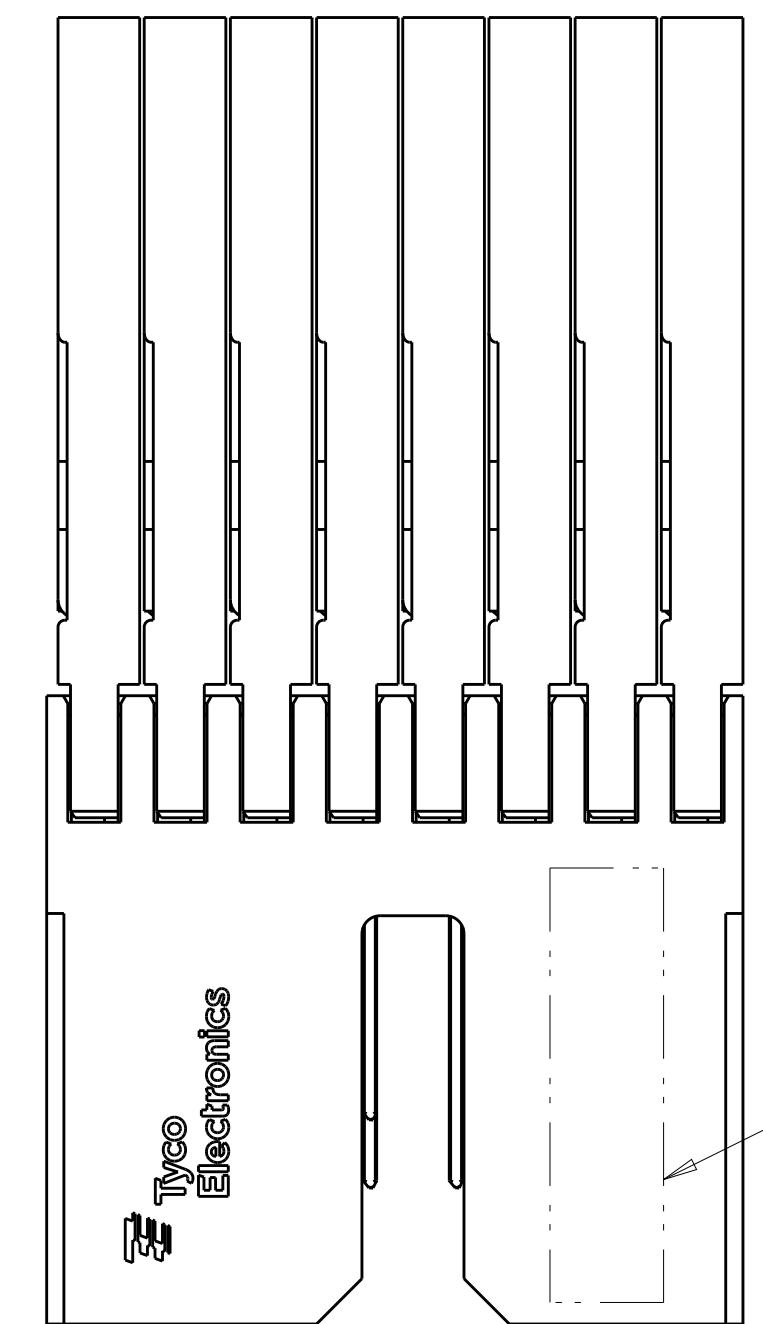
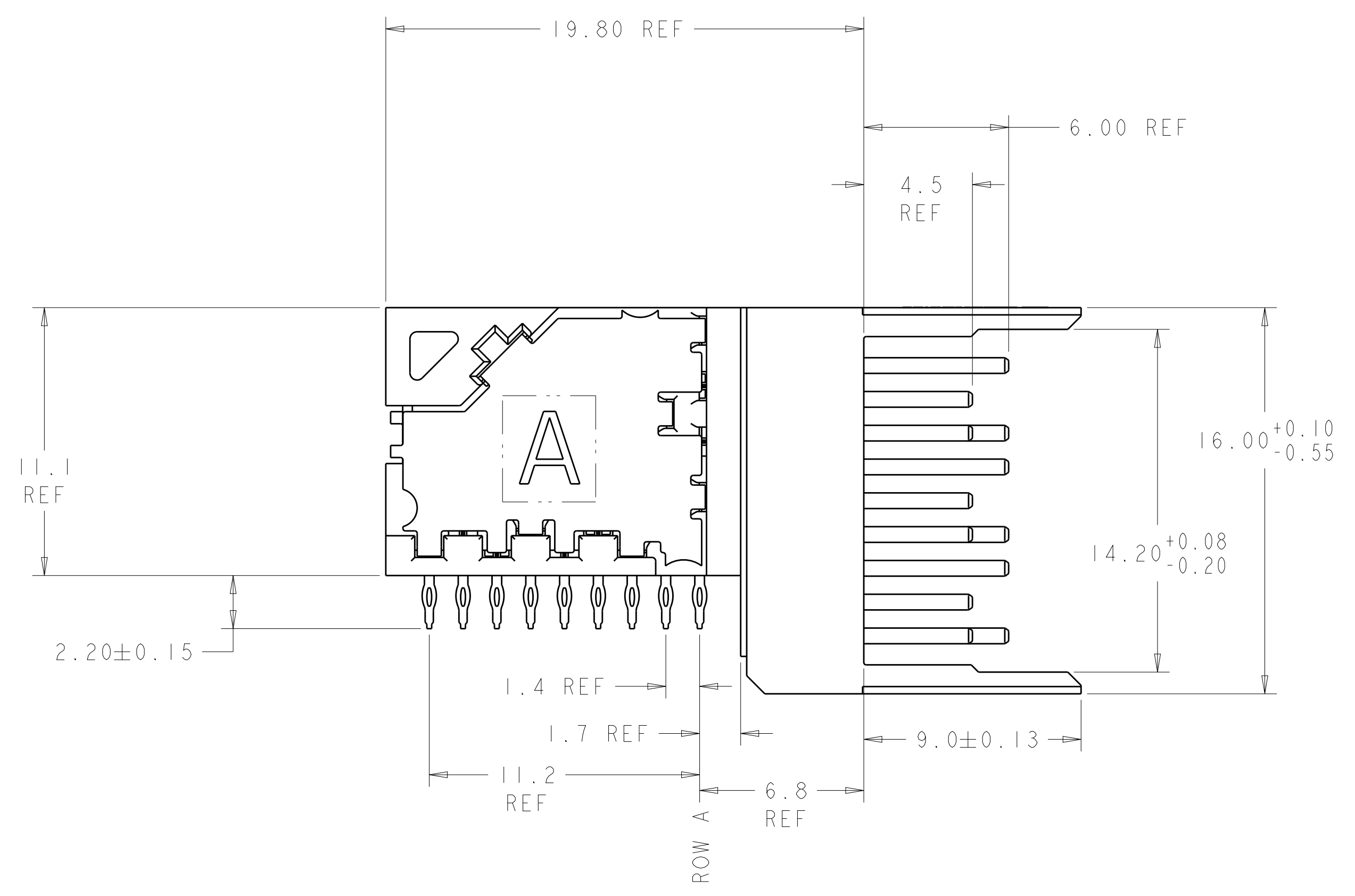


| LOC | DIST | REVISIONS | | | |
|-----|------|---------------------------|-----------|-----|------|
| P | LTN | DESCRIPTION | DATE | DWN | APVD |
| C | | REVISED PER ECO-13-002771 | 26FEB2013 | KH | RP |

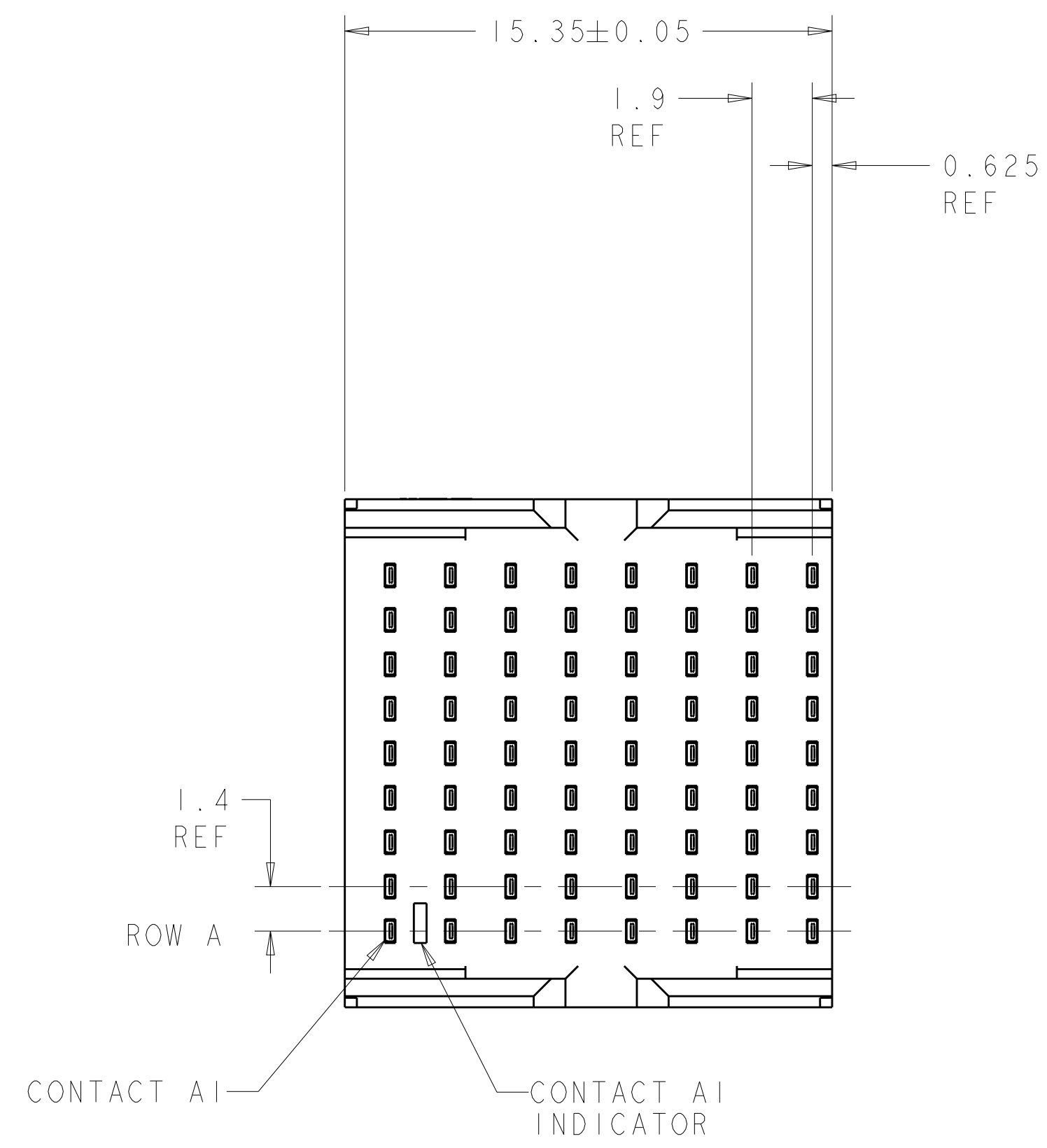


○ = SIGNAL
 ⊗ = GROUND

RECOMMENDED PC BOARD LAYOUT
 COMPONENT SIDE SHOWN



- 1 MATERIAL:
 CONTACT AND SHIELD: PHOS BRONZE
 HOUSING AND CHICKLET: LCP, UL 94V-0, COLOR: BLACK
- 2 FINISH:
 CONTACT AREA FINISH CONFORMS TO THE REQUIREMENTS OF TE PRODUCT SPECIFICATION 108-2303; BASED ON TELCORDIA GR-1217-CORE FOR SYSTEM QUALITY LEVEL III, APPLICATIONS IN CONTROLLED ENVIRONMENTS (CENTRAL OFFICE).
 COMPLIANT PIN AREA- 0.5µm MIN MATTE TIN OVER 1.27µm MIN NICKEL.
 SHIELD 1.27µm MIN NICKEL.
- 3 CONNECTOR MARKED WITH PART NUMBER, DATE CODE, AND STANDARD IN APPROXIMATE AREA SHOWN.
- 4 DIMENSION APPLIES TO CENTERLINE OF THRU HOLE.
- 5 DATUMS AND BASIC DIMENSIONS ESTABLISHED BY CUSTOMER.
- 6 CONTACT AREA LUBRICATED WITH BELLCORE APPROVED LUBRICANT. TECHNICAL REFERENCE: GR-1217-CORE, ISSUE 1, NOVEMBER 1995.
- 7 REFERENCE APPLICATION SPEC 114-13202 FOR RECOMMENDED PLATED THRU HOLE DIAMETER AND PLATING THICKNESS.
- 8 ALL GROUNDS IN ODD NUMBERED COLUMNS ARE COMMONED. ALL GROUNDS IN EVEN NUMBERED COLUMNS, EXCEPT FOR ROW A ARE COMMONED.



1934359-1
 PART NUMBER

| | | | |
|--|---|-----------------------------|--|
| THIS DRAWING IS A CONTROLLED DOCUMENT. | | DWN S. MAGARO 16AUG2007 | |
| DIMENSIONS: mm | | CHK W. DAVIS 16AUG2007 | |
| TOLERANCES UNLESS OTHERWISE SPECIFIED: | | APVD B. PATTERSON 12OCT2007 | NAME |
| 0 PLC | ± | PRODUCT SPEC | RIGHT ANGLE HEADER ASSEMBLY, OPEN ENDED, 3 PAIR, 8 COLUMN, Z-PACK TinMan |
| 1 PLC | ± | APPLICATION SPEC | SIZE |
| 2 PLC | ± | WEIGHT | CAGE CODE |
| 3 PLC | ± | CUSTOMER DRAWING | DRAWING NO |
| 4 PLC | ± | SCALE 6:1 | SHEET 1 OF 1 |
| ANGLES | ± | REV C | |