



Chipsmall Limited consists of a professional team with an average of over 10 year of expertise in the distribution of electronic components. Based in Hongkong, we have already established firm and mutual-benefit business relationships with customers from,Europe,America and south Asia,supplying obsolete and hard-to-find components to meet their specific needs.

With the principle of “Quality Parts,Customers Priority,Honest Operation,and Considerate Service”,our business mainly focus on the distribution of electronic components. Line cards we deal with include Microchip,ALPS,ROHM,Xilinx,Pulse,ON,Everlight and Freescale. Main products comprise IC,Modules,Potentiometer,IC Socket,Relay,Connector.Our parts cover such applications as commercial,industrial, and automotives areas.

We are looking forward to setting up business relationship with you and hope to provide you with the best service and solution. Let us make a better world for our industry!



## Contact us

Tel: +86-755-8981 8866 Fax: +86-755-8427 6832

Email & Skype: info@chipsmall.com Web: www.chipsmall.com

Address: A1208, Overseas Decoration Building, #122 Zhenhua RD., Futian, Shenzhen, China



# PCB terminal block - PT 1.5/10-5.0-H BK - 1989528

Please be informed that the data shown in this PDF Document is generated from our Online Catalog. Please find the complete data in the user's documentation. Our General Terms of Use for Downloads are valid (<http://download.phoenixcontact.com>)

PC terminal block, Nominal current: 17.5 A, Nom. voltage: 400 V, Pitch: 5 mm, Number of positions: 10, Connection method: Screw connection, Mounting: Soldering, Conductor/PCB connection direction: 0 °

## Key commercial data

|                        |   |
|------------------------|---|
| Packing unit           | 1   |
| Minimum order quantity | 100   |
| GTIN                   | <br>4 017918 944360 |
| Custom tariff number   | 85369010  |
| Country of origin      | GERMANY   |

## Technical data

### Dimensions / positions

|                        |         |
|------------------------|---------|
| Length                 | 9 mm    |
| Height                 | 11.3 mm |
| Pitch                  | 5 mm    |
| Dimension a            | 45 mm   |
| Number of positions    | 10      |
| Pin dimensions         | 1,0 mm  |
| Pin spacing            | 5 mm    |
| Hole diameter          | 1.3 mm  |
| Screw thread           | M2,6    |
| Tightening torque, min | 0.35 Nm |
| Tightening torque max  | 0.4 Nm  |

### Technical data

|                                  |                     |
|----------------------------------|---------------------|
| Range of articles                | PT 1,5/..-H         |
| Insulating material group        | I                   |
| Rated surge voltage (III/3)      | 4 kV                |
| Rated surge voltage (III/2)      | 4 kV                |
| Rated surge voltage (II/2)       | 4 kV                |
| Rated voltage (III/3)            | 250 V               |
| Rated voltage (III/2)            | 400 V               |
| Rated voltage (II/2)             | 630 V               |
| Connection in acc. with standard | EN-VDE              |
| Nominal current I <sub>N</sub>   | 17.5 A              |
| Nominal cross section            | 1.5 mm <sup>2</sup> |
| Maximum load current             | 17.5 A              |
| Insulating material              | PA                  |

# PCB terminal block - PT 1.5/10-5.0-H BK - 1989528

## Technical data

### Technical data

|   |       |
|---|-------|
| Inflammability class according to UL 94 | V0    |
| Internal cylindrical gage               | A 1   |
| Stripping length                        | 5 mm  |
| Nominal voltage, UL/CUL Use Group B     | 300 V |
| Nominal current, UL/CUL Use Group B     | 18 A  |
| Nominal voltage, UL/CUL Use Group D     | 300 V |
| Nominal current, UL/CUL Use Group D     | 10 A  |

### Connection data

|   |                      |
|---|----------------------|
| Conductor cross section AWG/kcmil min.  | 26                   |
| Conductor cross section AWG/kcmil max   | 14                   |
| 2 conductors with same cross section, solid min.  | 0.2 mm <sup>2</sup>  |
| 2 conductors with same cross section, solid max.  | 0.75 mm <sup>2</sup> |
| 2 conductors with same cross section, stranded min.                                     | 0.2 mm <sup>2</sup>  |
| 2 conductors with same cross section, stranded max.                                     | 0.75 mm <sup>2</sup> |
| 2 conductors with same cross section, stranded, ferrules without plastic sleeve, min.   | 0.25 mm <sup>2</sup> |
| 2 conductors with same cross section, stranded, ferrules without plastic sleeve, max.   | 0.34 mm <sup>2</sup> |
| 2 conductors with same cross section, stranded, TWIN ferrules with plastic sleeve, min. | 0.5 mm <sup>2</sup>  |
| 2 conductors with same cross section, stranded, TWIN ferrules with plastic sleeve, max. | 0.75 mm <sup>2</sup> |
| Minimum AWG according to UL/CUL   | 26                   |
| Maximum AWG according to UL/CUL   | 12                   |

## Classifications

### ETIM

|          |          |
|----------|----------|
| ETIM 3.0 | EC001121 |
| ETIM 4.0 | EC002643 |
| ETIM 5.0 | EC002643 |

### UNSPSC

|               |          |
|---------------|----------|
| UNSPSC 11     | 34131203 |
| UNSPSC 12.01  | 39121432 |
| UNSPSC 13.2   | 39121432 |
| UNSPSC 6.01   | 30211801 |
| UNSPSC 7.0901 | 39121432 |

### eCl@ss

|            |          |
|------------|----------|
| eCl@ss 4.0 | 272607xx |
| eCl@ss 4.1 | 27141109 |
| eCl@ss 5.0 | 27141190 |
| eCl@ss 5.1 | 27141190 |

# PCB terminal block - PT 1.5/10-5.0-H BK - 1989528

## Classifications

### eCl@ss

|            |          |
|------------|----------|
| eCl@ss 6.0 | 27261101 |
| eCl@ss 7.0 | 27440401 |

## Approvals

### Approvals


#### Approvals

UL Recognized / SEV / VDE Gutachten mit Fertigungsüberwachung / cUL Recognized / CCA / CCA / IECCEB CB Scheme / GOST / cULus Recognized


#### Ex Approvals

#### Approvals submitted

### Approval details


|   |       |       |
|---|-------|-------|
| UL Recognized  |       |       |
|   | B     | D     |
| mm <sup>2</sup> /AWG/kcmil  | 26-12 | 26-12 |
| Nominal current I <sub>N</sub>  | 18 A  | 10 A  |
| Nominal voltage U <sub>N</sub>  | 300 V | 300 V |

|                                |       |
|--------------------------------|-------|
| SEV                            |       |
| mm <sup>2</sup> /AWG/kcmil     | 2.5   |
| Nominal current I <sub>N</sub> | 16 A  |
| Nominal voltage U <sub>N</sub> | 250 V |

|   |         |
|---|---------|
| VDE Gutachten mit Fertigungsüberwachung  |         |
| mm <sup>2</sup> /AWG/kcmil  | 0.2-2.5 |
| Nominal current I <sub>N</sub>  | 24 A    |
| Nominal voltage U <sub>N</sub>  | 250 V   |

# PCB terminal block - PT 1.5/10-5.0-H BK - 1989528

## Approvals

cUL Recognized 


|                            | B     | D     |
|----------------------------|-------|-------|
| mm <sup>2</sup> /AWG/kcmil | 26-12 | 26-12 |
| Nominal current IN         | 18 A  | 10 A  |
| Nominal voltage UN         | 300 V | 300 V |

CCA

|                            |         |
|----------------------------|---------|
| mm <sup>2</sup> /AWG/kcmil | 0.2-2.5 |
| Nominal current IN         | 24 A    |
| Nominal voltage UN         | 250 V   |

CCA

|                            |       |
|----------------------------|-------|
| mm <sup>2</sup> /AWG/kcmil | 2.5   |
| Nominal current IN         | 16 A  |
| Nominal voltage UN         | 250 V |

IECEE CB Scheme 

|                            |         |
|----------------------------|---------|
| mm <sup>2</sup> /AWG/kcmil | 0.2-2.5 |
| Nominal current IN         | 24 A    |
| Nominal voltage UN         | 250 V   |

GOST 

cULus Recognized 