



Chipsmall Limited consists of a professional team with an average of over 10 year of expertise in the distribution of electronic components. Based in Hongkong, we have already established firm and mutual-benefit business relationships with customers from,Europe,America and south Asia,supplying obsolete and hard-to-find components to meet their specific needs.

With the principle of “Quality Parts,Customers Priority,Honest Operation,and Considerate Service”,our business mainly focus on the distribution of electronic components. Line cards we deal with include Microchip,ALPS,ROHM,Xilinx,Pulse,ON,Everlight and Freescale. Main products comprise IC,Modules,Potentiometer,IC Socket,Relay,Connector.Our parts cover such applications as commercial,industrial, and automotives areas.

We are looking forward to setting up business relationship with you and hope to provide you with the best service and solution. Let us make a better world for our industry!



Contact us

Tel: +86-755-8981 8866 Fax: +86-755-8427 6832


Email & Skype: info@chipsmall.com Web: www.chipsmall.com

Address: A1208, Overseas Decoration Building, #122 Zhenhua RD., Futian, Shenzhen, China



PCB terminal block - SPT 1,5/ 8-V-3,5 - 1990915

Please be informed that the data shown in this PDF Document is generated from our Online Catalog. Please find the complete data in the user's documentation. Our General Terms of Use for Downloads are valid (<http://download.phoenixcontact.com>)



PCB terminal block, Nominal current: 17.5 A, Nom. voltage: 200 V, Pitch: 3.5 mm, Number of positions: 8, Connection method: Spring-cage conn., Mounting: Soldering, Conductor/PCB connection direction: 90 °, Color: green

The figure shows a 10-position version of the product

Product Features

- Can be combined with 5.0 mm pitch
- Larger numbers of positions available on request
- 3.5 mm pitch
- Horizontal and vertical types
- Generously dimensioned connection cross section with compact 3.5 mm pitch
- Two solder pins for a high level of stability on the PCB
- PCB terminal blocks with front spring-cage connection
- When connecting stranded conductors without ferrules, the terminal point is opened using a standard screwdriver
- Push-in direct plug-in technology for solid or stranded conductors with ferrules



Key commercial data

Packing unit	1 PCE
Catalog page	Page 133 (CC-2011)
GTIN	 4 046356 104548
Custom tariff number	85369010
Country of origin	POLAND

Technical data

Dimensions / positions

Length	13.5 mm
Pitch	3.5 mm

PCB terminal block - SPT 1,5/ 8-V-3,5 - 1990915

Technical data

Dimensions / positions

Dimension a	24.5 mm
Number of positions	8
Pin dimensions	0,8 x 0,8 mm
Pin spacing	3.5 mm
Hole diameter	1.1 mm

Technical data

Range of articles	SPT 1,5/..-V
Insulating material group	I
Rated surge voltage (III/3)	2.5 kV
Rated surge voltage (III/2)	2.5 kV
Rated surge voltage (II/2)	2.5 kV
Rated voltage (III/3)	160 V
Rated voltage (III/2)	200 V
Rated voltage (II/2)	400 V
Connection in acc. with standard	EN-VDE
Nominal current I_N	17.5 A
Nominal cross section	1.5 mm ²
Maximum load current	17.5 A
Insulating material	PA
Inflammability class according to UL 94	V0
Stripping length	10 mm
Nominal voltage, UL/CUL Use Group B	150 V
Nominal current, UL/CUL Use Group B	10 A
Nominal voltage, UL/CUL Use Group D	300 V
Nominal current, UL/CUL Use Group D	10 A

Connection data

Conductor cross section solid min.	0.2 mm ²
Conductor cross section solid max.	1.5 mm ²
Conductor cross section stranded min.	0.2 mm ²
Conductor cross section stranded max.	1.5 mm ²
Conductor cross section stranded, with ferrule without plastic sleeve min.	0.25 mm ² Stripping length 8 mm
Conductor cross section stranded, with ferrule without plastic sleeve max.	1.5 mm ² Stripping length 8 mm
Conductor cross section stranded, with ferrule with plastic sleeve min.	0.25 mm ² Stripping length 8 mm
Conductor cross section stranded, with ferrule with plastic sleeve max.	0.75 mm ² Stripping length 8 mm
Conductor cross section AWG/kcmil min.	24
Conductor cross section AWG/kcmil max	16

PCB terminal block - SPT 1,5/ 8-V-3,5 - 1990915

Technical data

Connection data

Minimum AWG according to UL/CUL	24
Maximum AWG according to UL/CUL	16

Classifications

ETIM

ETIM 3.0	EC001121
ETIM 4.0	EC002643
ETIM 5.0	EC002643

UNSPSC

UNSPSC 11	39121432
UNSPSC 12.01	39121432
UNSPSC 13.2	39121432
UNSPSC 6.01	30211801
UNSPSC 7.0901	39121432

eCl@ss

eCl@ss 4.0	27141109
eCl@ss 4.1	27141109
eCl@ss 5.0	27141190
eCl@ss 5.1	27141190
eCl@ss 6.0	27261101
eCl@ss 7.0	27440401

Approvals

Approvals

Approvals

UL Recognized / cUL Recognized / CCA / IECCEB Scheme / SEV / GOST / cULus Recognized


Ex Approvals


Approvals submitted

PCB terminal block - SPT 1,5/ 8-V-3,5 - 1990915


Approvals

Approval details

UL Recognized 		
	B	D
mm ² /AWG/kcmil	24-16	24-16
Nominal current I _N	10 A	10 A
Nominal voltage U _N	150 V	300 V

cUL Recognized 		
	B	D
mm ² /AWG/kcmil	24-16	24-16
Nominal current I _N	10 A	10 A
Nominal voltage U _N	150 V	300 V

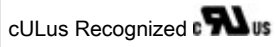
CCA	
mm ² /AWG/kcmil	1.5
Nominal current I _N	17.5 A
Nominal voltage U _N	130 V

IECEE CB Scheme 	
mm ² /AWG/kcmil	1.5
Nominal current I _N	17.5 A
Nominal voltage U _N	130 V

SEV	
mm ² /AWG/kcmil	1.5
Nominal current I _N	17.5 A
Nominal voltage U _N	130 V

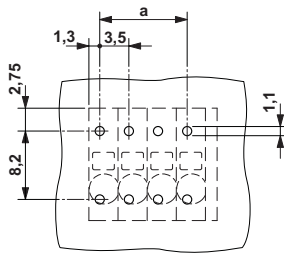
PCB terminal block - SPT 1,5/ 8-V-3,5 - 1990915

Approvals



Drawings

Drilling diagram



Dimensioned drawing

