



Chipsmall Limited consists of a professional team with an average of over 10 year of expertise in the distribution of electronic components. Based in Hongkong, we have already established firm and mutual-benefit business relationships with customers from,Europe,America and south Asia,supplying obsolete and hard-to-find components to meet their specific needs.

With the principle of “Quality Parts,Customers Priority,Honest Operation,and Considerate Service”,our business mainly focus on the distribution of electronic components. Line cards we deal with include Microchip,ALPS,ROHM,Xilinx,Pulse,ON,Everlight and Freescale. Main products comprise IC,Modules,Potentiometer,IC Socket,Relay,Connector.Our parts cover such applications as commercial,industrial, and automotives areas.

We are looking forward to setting up business relationship with you and hope to provide you with the best service and solution. Let us make a better world for our industry!



## Contact us

Tel: +86-755-8981 8866 Fax: +86-755-8427 6832


Email & Skype: info@chipsmall.com Web: www.chipsmall.com

Address: A1208, Overseas Decoration Building, #122 Zhenhua RD., Futian, Shenzhen, China



# Xinger®

## Hybrid Couplers 3 dB, 90°



### Description

The 1F1304-3S is a low profile 3dB hybrid coupler in an easy to use surface mount package covering 470 to 860 MHz. The 1F1304-3S is ideal for balanced amplifiers and signal distribution and can be used in most high power designs. Parts have been subjected to rigorous qualification testing and units are 100% tested. They are manufactured using materials with x and y thermal expansion coefficients compatible with common substrates such as FR4, G-10 and polyimide. Available in both 5 of 6 tin lead (1F1304-3) and 6 of 6 tin immersion (1F1304-3S) RoHS compliant finishes.

### Features:

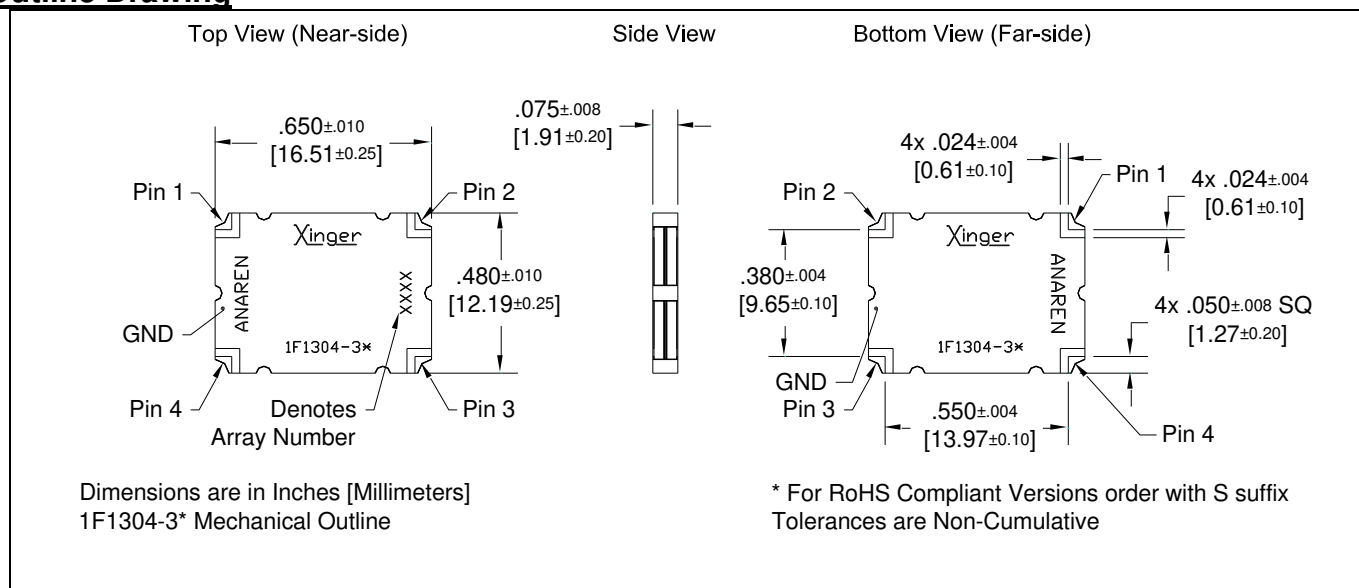
- 470 - 860 MHz
- Low loss
- High Isolation
- 90° Quadrature
- Surface Mountable
- Tape And Reel
- Convenient Package
- 100% Tested
- Lead Free Available

### ELECTRICAL SPECIFICATIONS\*\*

Frequency	Isolation	Insertion Loss	VSWR	
MHz	dB Min	dB Max	Max:1	
470 - 860	21	0.40	1.25	
Amplitude Balance	Phase Balance	Power	θJC	Operating Temp.
dB Max	Degrees	Ave. CW Watts	°C/ Watt	°C
± 0.50	± 3	100	8.6	-55 to +85

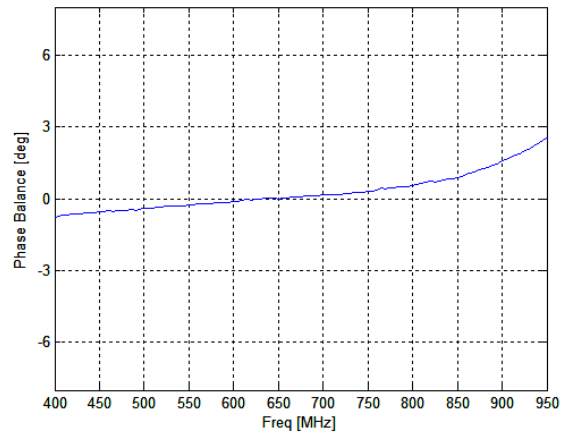
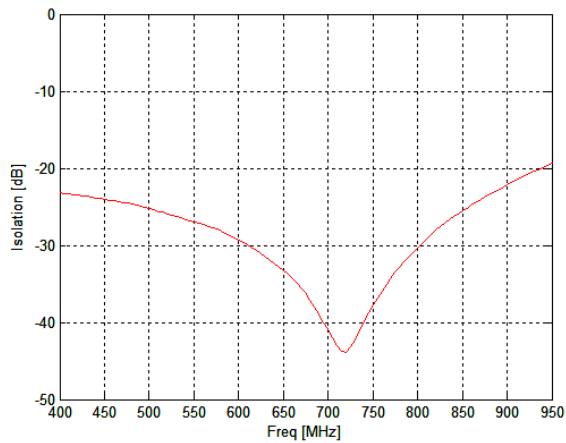
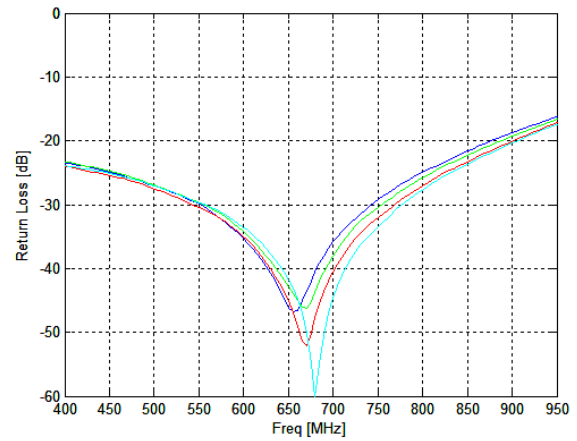
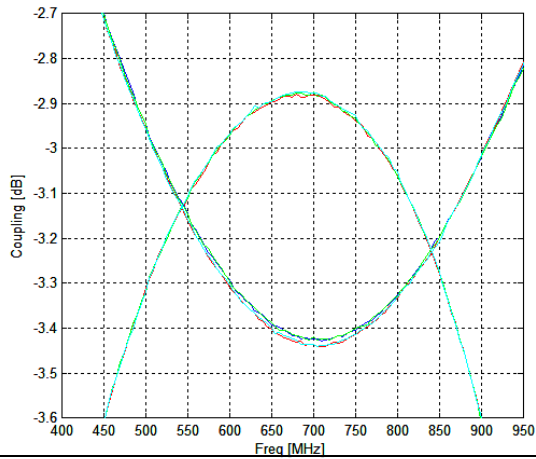
\*\*Specification based on performance of unit properly installed on microstrip printed circuit boards with 50 Ω nominal impedance. Specifications subject to change without notice.

### Outline Drawing

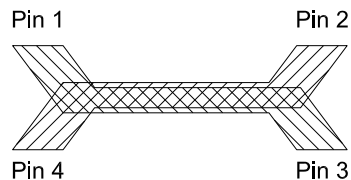




### Typical Performance: 400 MHz. to 950 MHz.



### Pin Configuration

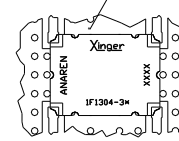


Hybrid Coupler Pin Configuration

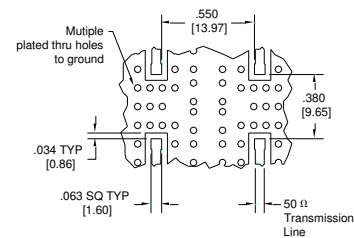
	Pin 1	Pin 2	Pin 3	Pin 4
Configuration #1	Input	Isolated	-3dB, -90°	-3dB, 0°
Configuration #2	Isolated	Input	-3dB, 0°	-3dB, -90°
Configuration #3	-3dB, -90°	-3dB, 0°	Input	Isolated
Configuration #4	-3dB, 0°	-3dB, -90°	Isolated	Input

### Mounting Footprint

To ensure proper electrical and thermal performance there must be a ground plane with 100% solder connection underneath the part



Part Is Symmetric About All Axis



Dimensions are in Inches [Millimeters]  
1F1304-3 Mechanical Footprint

USA/Canada: (315) 432-8909  
Toll Free: (800) 544-2414  
Europe: +44 2392-232392

Available on Tape and Reel For Pick and Place Manufacturing.

