



Chipsmall Limited consists of a professional team with an average of over 10 year of expertise in the distribution of electronic components. Based in Hongkong, we have already established firm and mutual-benefit business relationships with customers from,Europe,America and south Asia,supplying obsolete and hard-to-find components to meet their specific needs.

With the principle of “Quality Parts,Customers Priority,Honest Operation,and Considerate Service”,our business mainly focus on the distribution of electronic components. Line cards we deal with include Microchip,ALPS,ROHM,Xilinx,Pulse,ON,Everlight and Freescale. Main products comprise IC,Modules,Potentiometer,IC Socket,Relay,Connector.Our parts cover such applications as commercial,industrial, and automotives areas.

We are looking forward to setting up business relationship with you and hope to provide you with the best service and solution. Let us make a better world for our industry!



Contact us

Tel: +86-755-8981 8866 Fax: +86-755-8427 6832

Email & Skype: info@chipsmall.com Web: www.chipsmall.com

Address: A1208, Overseas Decoration Building, #122 Zhenhua RD., Futian, Shenzhen, China



Silicon Standard Recovery Diode

 $V_{RRM} = 50\text{ V} - 1000\text{ V}$
 $I_F = 35\text{ A}$

Features

- High Surge Capability
- Types up to 1000 V V_{RRM}

DO-5 Package


Maximum ratings, at $T_j = 25\text{ °C}$, unless otherwise specified ("R" devices have leads reversed)

Parameter	Symbol	Conditions	1N1188 (R)	1N1189 (R)	1N1190 (R)	Unit
Repetitive peak reverse voltage	V_{RRM}		400	500	600	V
RMS reverse voltage	V_{RMS}		280	350	420	V
DC blocking voltage	V_{DC}		400	500	600	V
Continuous forward current	I_F	$T_C \leq 140\text{ °C}$	35	35	35	A
Surge non-repetitive forward current, Half Sine Wave	$I_{F,SM}$	$T_C = 25\text{ °C}$, $t_p = 8.3\text{ ms}$	595	595	595	A
Operating temperature	T_j		-65 to 190	-65 to 190	-65 to 190	°C
Storage temperature	T_{stg}		-65 to 175	-65 to 175	-65 to 175	°C

Electrical characteristics, at $T_j = 25\text{ °C}$, unless otherwise specified

Parameter	Symbol	Conditions	1N1188 (R)	1N1189 (R)	1N1190 (R)	Unit
Diode forward voltage	V_F	$I_F = 35\text{ A}$, $T_j = 25\text{ °C}$	1.2	1.2	1.2	V
Reverse current	I_R	$V_R = 50\text{ V}$, $T_j = 25\text{ °C}$	10	10	10	μA
		$V_R = 50\text{ V}$, $T_j = 140\text{ °C}$	10	10	10	mA

Thermal characteristics

Parameter	Symbol	Conditions	1N1188 (R)	1N1189 (R)	1N1190 (R)	Unit
Thermal resistance, junction - case	R_{thJC}		0.25	0.25	0.25	°C/W

Figure .1-Typical Forward Characteristics

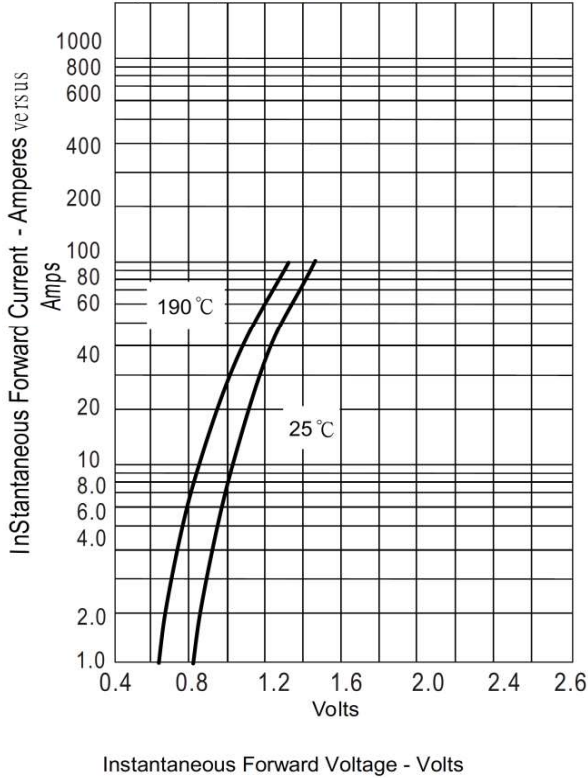


Figure .2-Forward Derating Curve

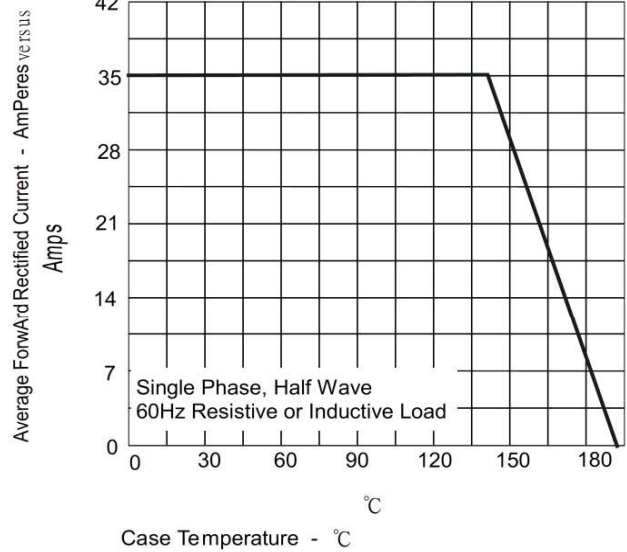


Figure .4-Typical Reverse Characteristics

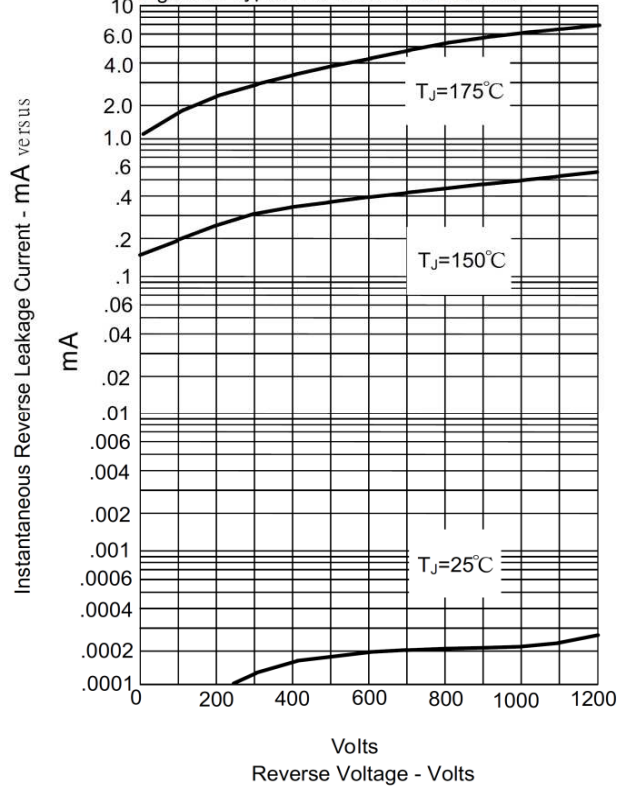


Figure .3-Peak Forward Surge Current

