



Chipsmall Limited consists of a professional team with an average of over 10 year of expertise in the distribution of electronic components. Based in Hongkong, we have already established firm and mutual-benefit business relationships with customers from,Europe,America and south Asia,supplying obsolete and hard-to-find components to meet their specific needs.

With the principle of "Quality Parts,Customers Priority,Honest Operation,and Considerate Service",our business mainly focus on the distribution of electronic components. Line cards we deal with include Microchip,ALPS,ROHM,Xilinx,Pulse,ON,Everlight and Freescale. Main products comprise IC,Modules,Potentiometer,IC Socket,Relay,Connector.Our parts cover such applications as commercial,industrial, and automotives areas.

We are looking forward to setting up business relationship with you and hope to provide you with the best service and solution. Let us make a better world for our industry!



Contact us

Tel: +86-755-8981 8866 Fax: +86-755-8427 6832

Email & Skype: info@chipsmall.com Web: www.chipsmall.com

Address: A1208, Overseas Decoration Building, #122 Zhenhua RD., Futian, Shenzhen, China



HIGH-RELIABILITY PRODUCTS

Features

$V_R = 200V$ to $1000V$
 $I_R = 0.5\mu A$
 $T_{rr} = 3.0\mu s$
 $V_F = 1.2V$ at $I_F = 1A$

Quick Reference Data

- ◆ Low reverse leakage current
- ◆ Hermetically sealed
- ◆ Good thermal shock resistance
- ◆ Fast T_{rr}
- ◆ Low forward voltage drop

Absolute Maximum Ratings

Electrical specifications @ $T_A = 25^\circ C$ unless otherwise specified.

Parameter		1N5614C	1N5616C	1N5618C	1N5620C	1N5622C	Units
Maximum Recurrent Peak Reverse Voltage	V_{RRM}	200	400	600	800	1000	V
Maximum DC blocking Voltage	V_{DC}	200	400	600	800	1000	V
Maximum Average Forward Rectified Current 0.375" (9.5mm) lead length at $T_A = 55^\circ C$	$I_{F(av)}$	1.0					A
Peak Forward Surge Current 8.3ms single Half sinewave superimposed on rated load	I_{FSM}	50.0					A
Maximum Instantaneous Forward Voltage at 1.0A	V_F	1.2					V
Maximum DC Reverse Current $T_A = 25^\circ C$ at rated DC blocking voltage $T_A = 100^\circ C$	I_R	0.5 25					μA
Maximum Reverse Recovery Time ⁽¹⁾	T_{rr}	3.0					μs
Typical Junction Capacitance ⁽²⁾	C	45.0					pF
Maximum Reverse Breakdown Voltage $I_R = 50 \mu A$	V_{BR}	220	440	660	880	1100	V
Typical Thermal Resistance ⁽³⁾	$R_{\theta JL}$	55.0					$^\circ C/W$
Storage and Operating Junction Temperature	T_{STG} T_J	-65 to +175					$^\circ C$

Note:

1. Reverse Recovery Condition $I_F = 0.5A$, $I_R = 1.0A$, $I_{RR} = 0.25A$
2. Measured at 1.0 MHz and applied reverse voltage of 12Vdc
3. Thermal Resistance from Junction to Ambient at 3/8" lead length.

Rating and Characteristic Curves

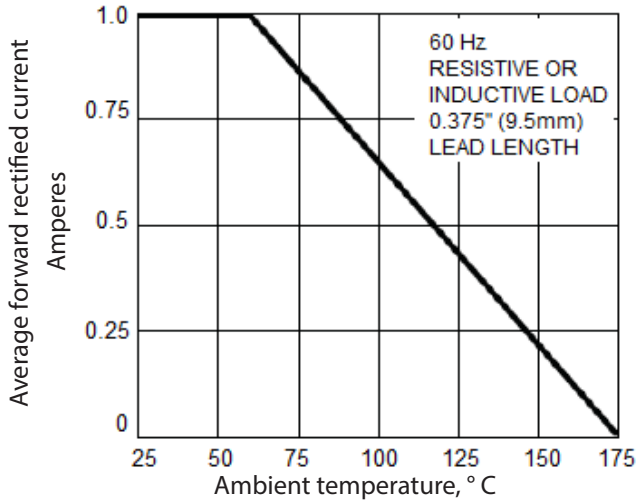


Figure 1. Forward current derating curve

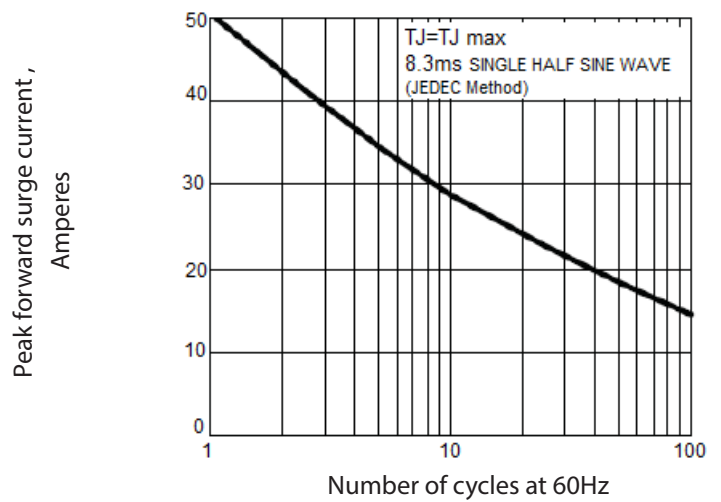


Figure 2. Maximum non-repetitive peak forward surge current

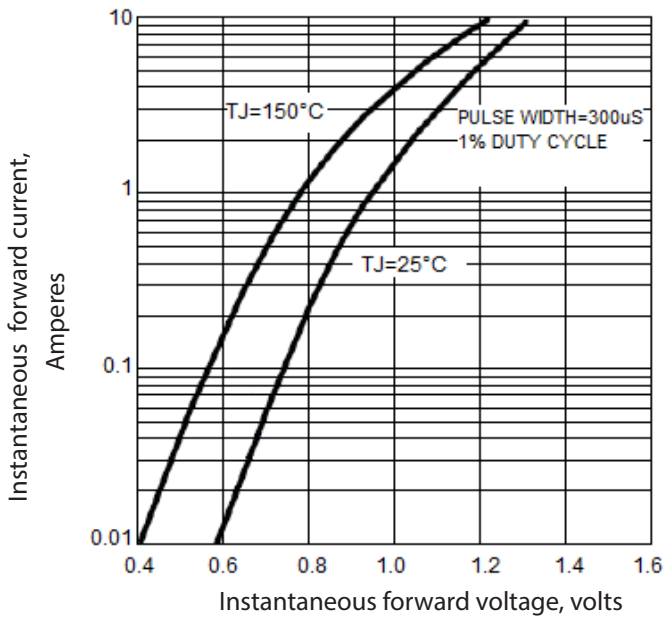


Figure 3. Typical instantaneous forward characteristics

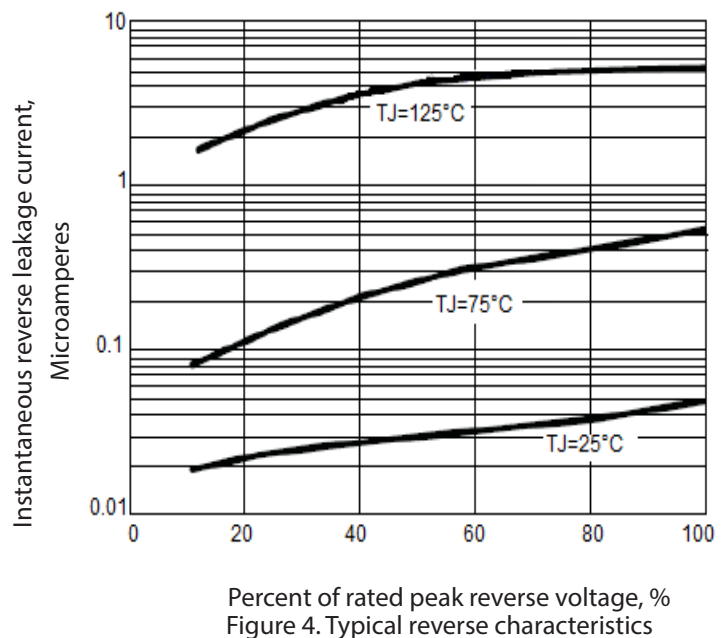


Figure 4. Typical reverse characteristics

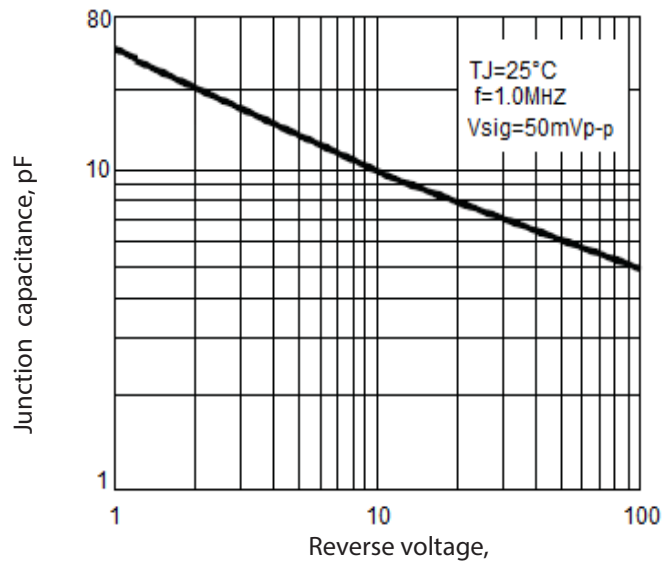


Figure 5. Typical junction capacitance

Ordering Information

Part Number	Packaging ⁽¹⁾
1N5614C Thru 1N5622C	Bulk
1N5614C.TR Thru 1N5622C.TR	Tape and reel

NOTE:

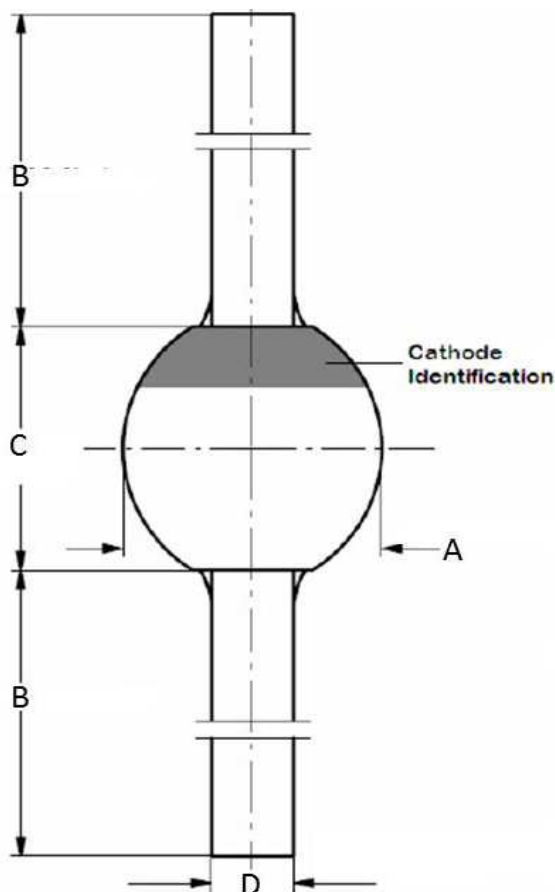
(1)Please consult factory for quantities

Marking

Component will only have a cathode band identifier.

The full part number will be on the box label.

Outline Drawing



Dimension	Dimensions			
	Inches		Millimeters	
	Min	Max	Min	Max
A	-	0.140	-	3.60
B	1.014	-	26.00	-
C	-	0.156	-	4.00
D	-	0.032	-	0.82



IMPORTANT NOTICE

Information relating to this product and the application or design described herein is believed to be reliable, however such information is provided as a guide only and Semtech assumes no liability for any errors in this document, or for the application or design described herein. Semtech reserves the right to make changes to the product or this document at any time without notice. Buyers should obtain the latest relevant information before placing orders and should verify that such information is current and complete. Semtech warrants performance of its products to the specifications applicable at the time of sale, and all sales are made in accordance with Semtech's standard terms and conditions of sale.

SEMTECH PRODUCTS ARE NOT DESIGNED, INTENDED, AUTHORIZED OR WARRANTED TO BE SUITABLE FOR USE IN LIFE-SUPPORT APPLICATIONS, DEVICES OR SYSTEMS, OR IN NUCLEAR APPLICATIONS IN WHICH THE FAILURE COULD BE REASONABLY EXPECTED TO RESULT IN PERSONAL INJURY, LOSS OF LIFE OR SEVERE PROPERTY OR ENVIRONMENTAL DAMAGE. INCLUSION OF SEMTECH PRODUCTS IN SUCH APPLICATIONS IS UNDERSTOOD TO BE UNDERTAKEN SOLELY AT THE CUSTOMER'S OWN RISK. Should a customer purchase or use Semtech products for any such unauthorized application, the customer shall indemnify and hold Semtech and its officers, employees, subsidiaries, affiliates, and distributors harmless against all claims, costs damages and attorney fees which could arise.

The Semtech name and logo are registered trademarks of the Semtech Corporation. All other trademarks and trade names mentioned may be marks and names of Semtech or their respective companies. Semtech reserves the right to make changes to, or discontinue any products described in this document without further notice. Semtech makes no warranty, representation or guarantee, express or implied, regarding the suitability of its products for any particular purpose. All rights reserved.

© Semtech 2017

Contact Information

Semtech Corporation
200 Flynn Road, Camarillo, CA 93012
Phone: (805) 498-2111, Fax: (805) 498-3804
www.semtech.com