



Chipsmall Limited consists of a professional team with an average of over 10 year of expertise in the distribution of electronic components. Based in Hongkong, we have already established firm and mutual-benefit business relationships with customers from,Europe,America and south Asia,supplying obsolete and hard-to-find components to meet their specific needs.

With the principle of "Quality Parts,Customers Priority,Honest Operation,and Considerate Service",our business mainly focus on the distribution of electronic components. Line cards we deal with include Microchip,ALPS,ROHM,Xilinx,Pulse,ON,Everlight and Freescale. Main products comprise IC,Modules,Potentiometer,IC Socket,Relay,Connector.Our parts cover such applications as commercial,industrial, and automotives areas.

We are looking forward to setting up business relationship with you and hope to provide you with the best service and solution. Let us make a better world for our industry!



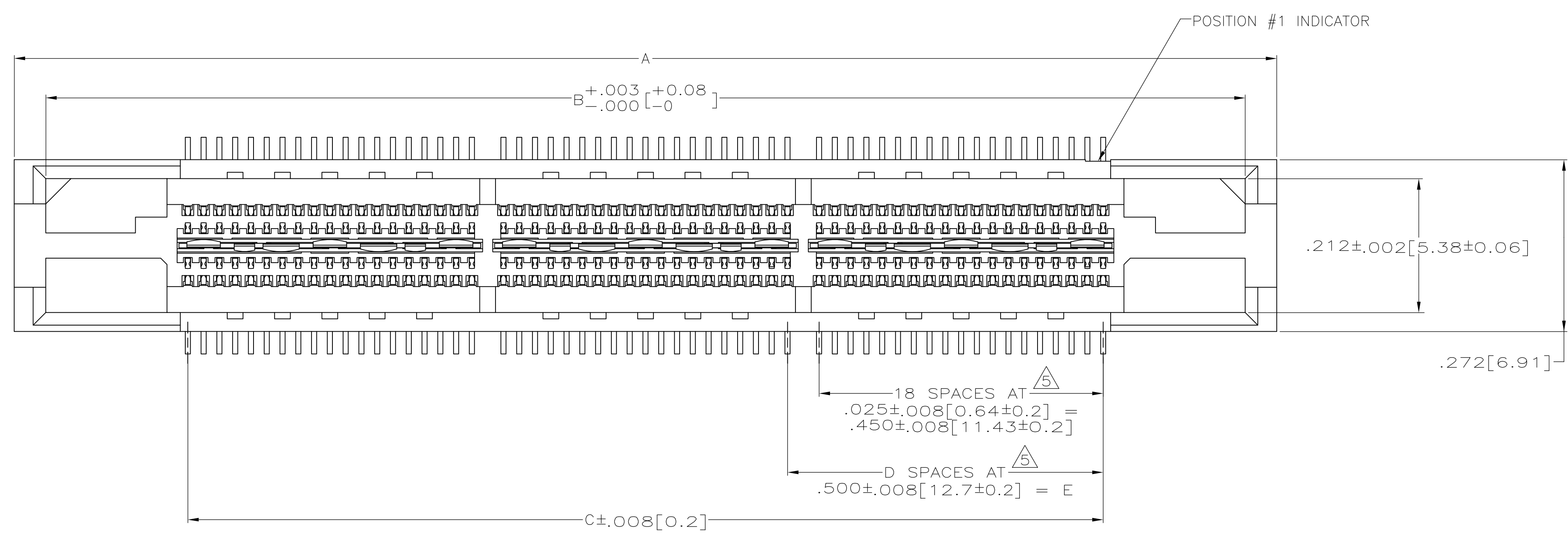
Contact us

Tel: +86-755-8981 8866 Fax: +86-755-8427 6832

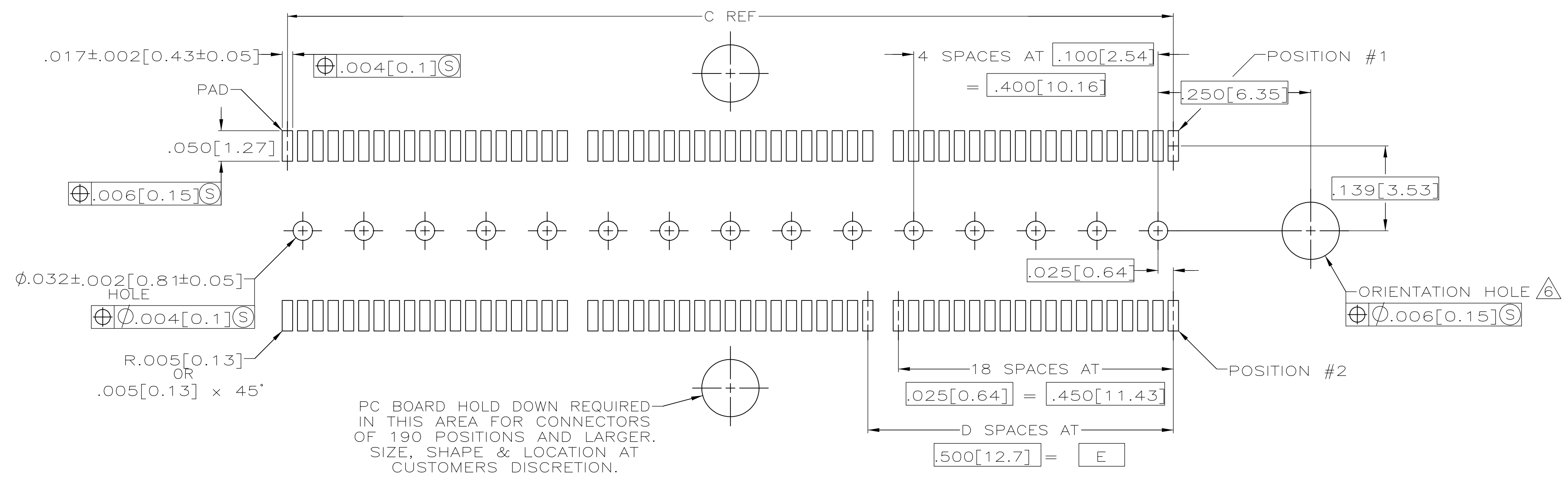
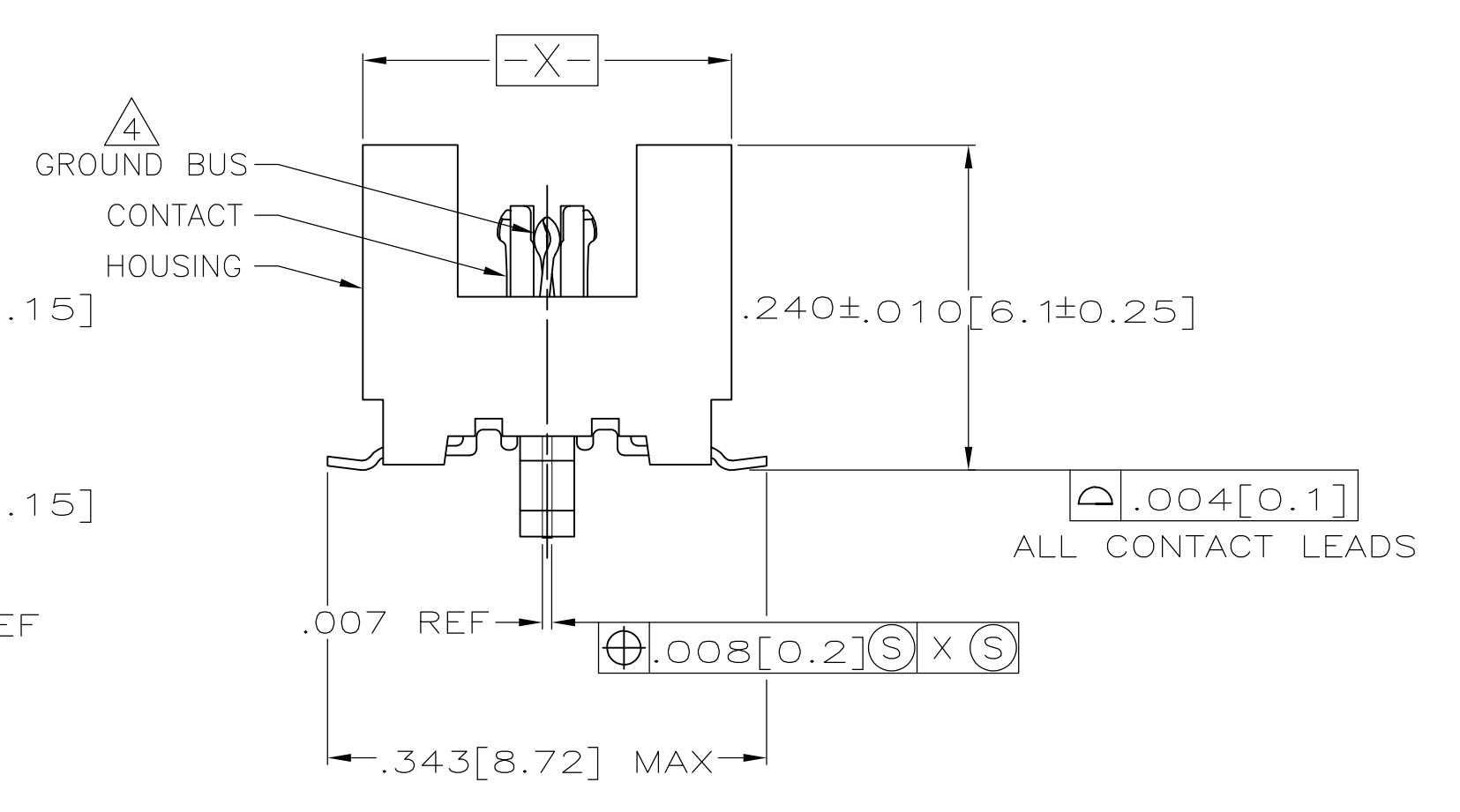
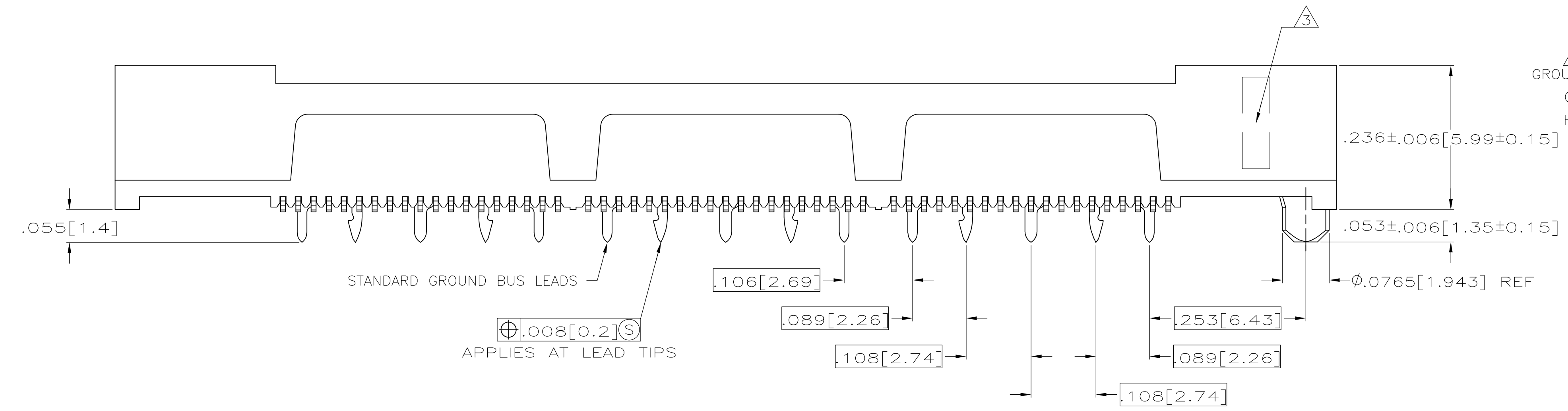
Email & Skype: info@chipsmall.com Web: www.chipsmall.com

Address: A1208, Overseas Decoration Building, #122 Zhenhua RD., Futian, Shenzhen, China





- $\triangle 1$ HOUSING; LIQUID CRYSTAL POLYMER, COLOR BLACK.
CONTACTS: HIGH RELIABILITY COPPER ALLOY.
GROUND BUSES: PHOSPHOR BRONZE ALLOY, UNS C51100.
- $\triangle 2$ CONTACTS & GROUND BUSES: NICKEL UNDERPLATE ALL OVER, MATING SURFACE PLATED TO MEET LEVEL 1 PERFORMANCE REQUIREMENTS OF TE CONNECTIVITY PRODUCT SPECIFICATION 108-1422, SOLDER TAILS PLATED MATTE TIN.
- $\triangle 3$ DATE CODE MARKED IN AREA INDICATED ON SIDE OPPOSITE POSITION #1.
- $\triangle 4$ ONE GROUND BUS WITH 5 TAILS PER EACH MODULE.
- $\triangle 5$ TOLERANCE NON-ACCUMULATIVE.
- $\triangle 6$ FOR STANDARD APPLICATIONS, ORIENTATION HOLE TO BE $\phi .094 \pm .002 [2.39 \pm 0.05]$
FOR SLIP-FIT APPLICATIONS, ORIENTATION HOLE TO BE $\phi .079 \pm .001 [2.00 \pm 0.03]$



PC BOARD HOLD DOWN REQUIRED IN THIS AREA FOR CONNECTORS OF 190 POSITIONS AND LARGER. SIZE, SHAPE & LOCATION AT CUSTOMERS DISCRETION.

RECOMMENDED PC BOARD LAYOUT (VIEWED FROM CONNECTOR SIDE)

3.000 [76.2]	6	3.450 [87.63]	3.900 [99.06]	4.000 [101.6]	266	2-5767004-8
2.500 [63.5]	5	2.950 [74.93]	3.400 [86.36]	3.500 [88.9]	228	2-5767004-7
2.000 [50.8]	4	2.450 [62.23]	2.900 [73.66]	3.000 [76.2]	190	2-5767004-6
1.500 [38.1]	3	1.950 [49.53]	2.400 [60.96]	2.500 [63.5]	152	2-5767004-5
1.000 [25.4]	2	1.450 [36.83]	1.900 [48.26]	2.000 [50.8]	114	2-5767004-4
.500 [12.7]	1	.950 [24.13]	1.400 [35.56]	1.500 [38.1]	76	2-5767004-3
.000 [0]	0	.450 [11.43]	.900 [22.86]	1.000 [25.4]	38	2-5767004-2
E	D	C	B	A	NO OF POS	PART NUMBER

THIS DRAWING IS A CONTROLLED DOCUMENT.

DIMENSIONS: INCHES [mm]

TOLERANCES UNLESS OTHERWISE SPECIFIED:

0 PL	± -
1 PL	± -
2 PL	± -
3 PL	± .005(0.13)
4 PL	± -
ANGLES	± -

MATERIAL $\triangle 1$ FINISH $\triangle 2$

THIS DRAWING IS A CONTROLLED DOCUMENT.

DIN B MCMASTER 12JUL04

CHK D DIXON 12JUL04

APVD D DIXON 12JUL04

NAME RECEPTACLE ASSEMBLY, VERTICAL, .025[0.64]CL, GULL WING LEADS, MICTOR

PRODUCT SPEC 108-1422

APPLICATION SPEC 114-11004

WEIGHT -

SIZE A1

CAGE CODE 00779

DRAWING NO 5767004

RESTRICTED TO -

CUSTOMER DRAWING

SCALE 8:1

SHEET 1 OF 1

REV D3