Chipsmall Limited consists of a professional team with an average of over 10 year of expertise in the distribution of electronic components. Based in Hongkong, we have already established firm and mutual-benefit business relationships with customers from,Europe,America and south Asia,supplying obsolete and hard-to-find components to meet their specific needs.

With the principle of “Quality Parts,Customers Priority,Honest Operation,and Considerate Service”,our business mainly focus on the distribution of electronic components. Line cards we deal with include Microchip,ALPS,ROHM,Xilinx,Pulse,ON,Everlight and Freescale. Main products comprise IC,Modules,Potentiometer,IC Socket,Relay,Connector.Our parts cover such applications as commercial,industrial, and automotives areas.

We are looking forward to setting up business relationship with you and hope to provide you with the best service and solution. Let us make a better world for our industry!

Contact us

Tel: +86-755-8981 8866 Fax: +86-755-8427 6832
Email & Skype: info@chipsmall.com Web: www.chipsmall.com
Address: A1208, Overseas Decoration Building, #122 Zhenhua RD., Futian, Shenzhen, China

THIS DRAWING IS UNPUBLISHED.
VERTRAULICHE UNVEROEFFENTLICHTE ZEICHNUNG.
© COPYRIGHT 1996

RELEASED FOR PUBLICATION
FREI FUER VEROEFFENTLICHUNG
ALL RIGHTS RESERVED.
ALLE RECHTE VORBEHALTEN.

MATED WITH:
PASSEND ZU:

Anschlussbereich fuer Wellrohradapter
CONNECTING AREA FOR CORRUGATED TUBE ADAPTER

LOC	DIST
A1	-

PROJEKT NR.: 95-52420

REVISIONS
ANDERUNGEN

P	LTR	DESCRIPTION BESCHREIBUNG	DATE	DWN	APVD
	F3	see ECR-11-007830	12APR2011	ST	HS
	F4	see ECR-11-015154	21JUL2011	VP	HS
	F5	see ECR-11-015403	25JUL2011	VP	HS

SECTION C-C

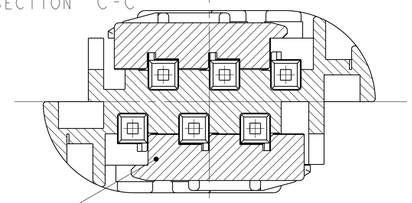

LIEFERZUSTAND
2. Kontaktsicherung in Vorrastellung
CONDITION ON DELIVERY
RETAINER IN PRELOCKED POSITION

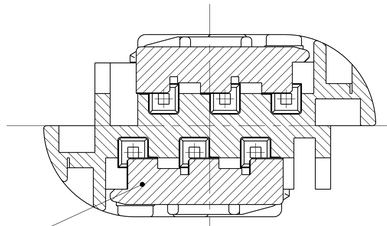

2. Kontaktsicherung in Endrastellung
RETAINER IN ENDLOCKED POSITION

Verschiebeweg / DISPLACE 2 x 1.6 mm

BLACK/ schwarz
5-967616-2

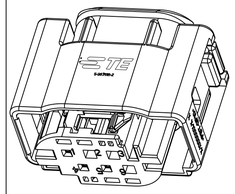

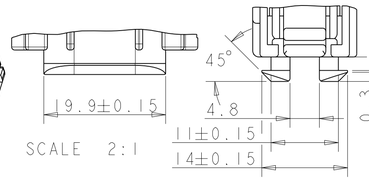

SCALE 2:1

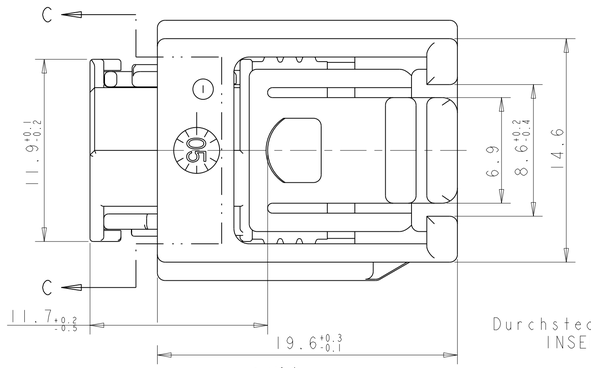

SECTION A-A

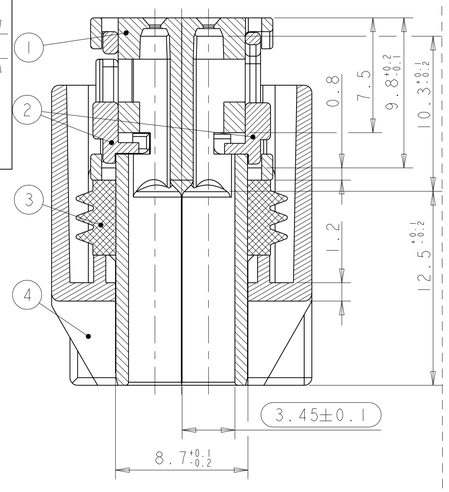

LIEFERZUSTAND
2. Kontaktsicherung in Vorrastellung
CONDITION ON DELIVERY
RETAINER IN PRELOCKED POSITION

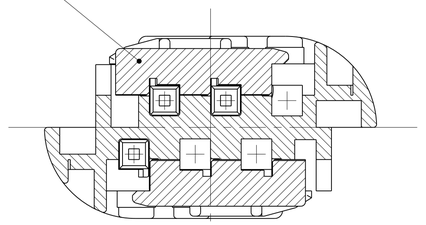

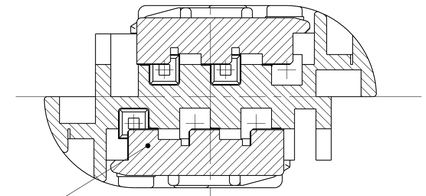

2. Kontaktsicherung in Endrastellung
RETAINER IN ENDLOCKED POSITION

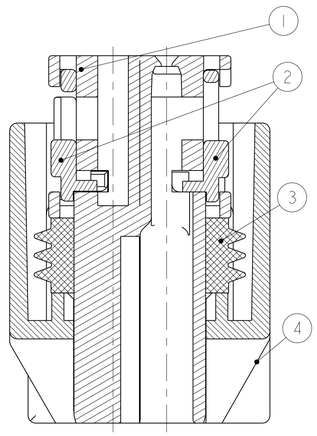

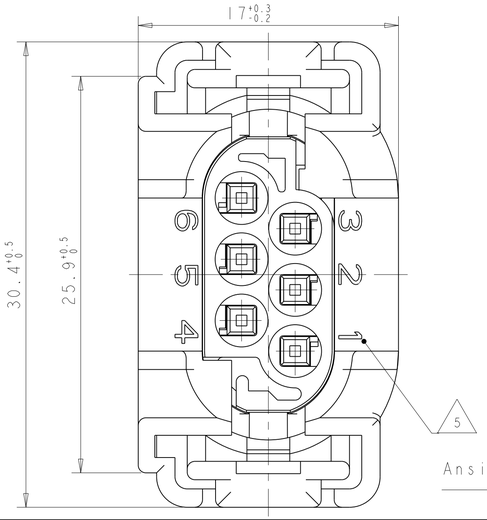

Ansicht X
VIEW X

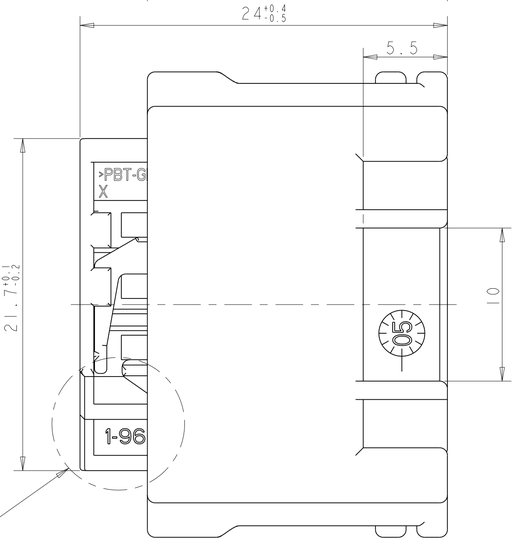

Durchsteckloch min Ø 33mm
INSERTION OPENING....

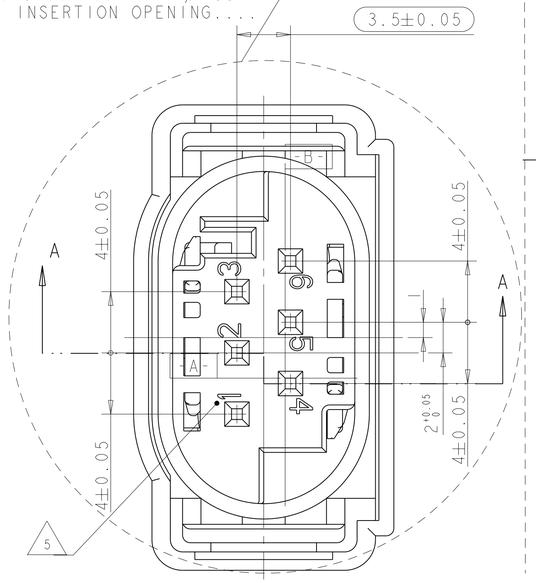

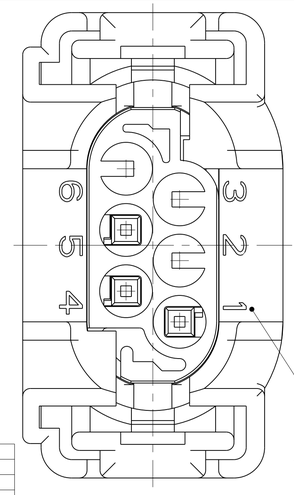

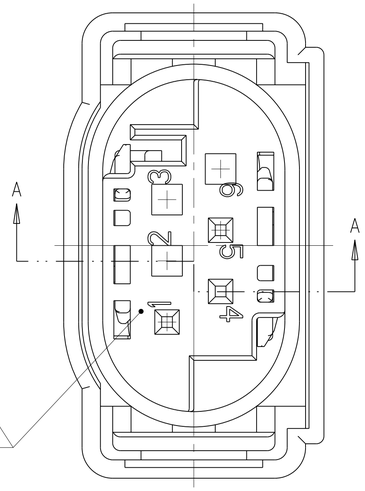

Ansicht X
VIEW X

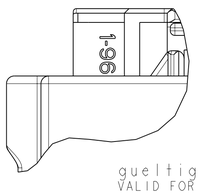

Materialentnahme
im Kodierbereich
zulaessig

MATERIAL RECESS
PERMITTED

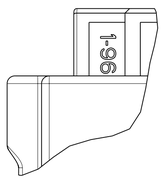

gueltig fuer alle Varianten
VALID FOR ALL VARIANTS

KODIERUNGEN / CODINGS
2:1

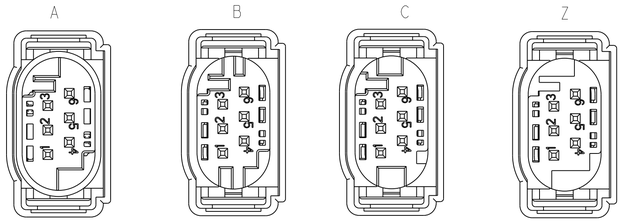

1 - - 1
WIE GEZEICHNET
AS SHOWN



1:1

Kupplung
CLUTCH

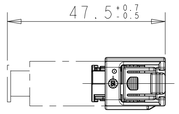

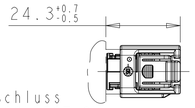

Kragenanschluss
SHROUDED CONNECTION

CODING	BESTELL-NR.	REV.	POS.	STÜCK	BENENNUNG EINZEL TEIL	WERKSTOFF	OBERFLÄCHE / FARBE
B	5-967616-2	A	4	1	Schutzkappe	PBT-GF 15	schwarz
			3	1	Dichtung	MQV30	natur
			2	2	2. Kontaktsicherung	PBT-GF 15	grün
			1	1	Buchsengehäuse	PBT-GF 15	grau
B	4-967616-2	A	4	1	Schutzkappe	PBT-GF 15	schwarz
			3	1	Dichtung	MQV30	natur
			2	2	2. Kontaktsicherung	PBT-GF 15	grün
			1	1	Buchsengehäuse	PBT-GF 15	grau
B	7-967616-3	A	4	1	Schutzkappe	PBT-GF 15	gelb/YELLOW
			3	1	Dichtung	MQV30	natur/NATURAL
			2	2	2. Kontaktsicherung	PBT-GF 15	gruen/GREEN
			1	1	Buchsengehäuse	PBT-GF 15	grau/GREY
Z	9-967616-1		4	1	Schutzkappe	PBT-GF 15	schwarz
			3	1	Dichtung	MQV30	natur
			2	2	2. Kontaktsicherung	PBT-GF 15	grün
			1	1	Buchsengehäuse	PBT-GF 15	wasser blau
C	3-967616-1	A	4	1	Schutzkappe	PBT-GF 15	schwarz
			3	1	Dichtung	MQV30	natur
			2	2	2. Kontaktsicherung	PBT-GF 15	grün
			1	1	Buchsengehäuse	PBT-GF 15	blau
B	2-967616-1	E	4	1	Schutzkappe	PBT-GF 15	schwarz
			3	1	Dichtung	MQV30	natur
			2	2	2. Kontaktsicherung	PBT-GF 15	grün
			1	1	Buchsengehäuse	PBT-GF 15	grau
A	1-967616-2	E	4	1	Schutzkappe	PBT-GF 15	schwarz
			3	1	Dichtung	MQV30	natur
			2	2	2. Kontaktsicherung	PBT-GF 15	grün
			1	1	Buchsengehäuse	PBT-GF 15	schwarz
A	1-967616-1	E	4	1	Schutzkappe	PBT-GF 15	schwarz
			3	1	Dichtung	MQV30	natur
			2	2	2. Kontaktsicherung	PBT-GF 15	grün
			1	1	Buchsengehäuse	PBT-GF 15	schwarz

Bemerkungen :
NOTES:

1. Maßgebend ist der deutsche Text
   ONLY GERMAN LANGUAGE VERSION SHALL BE AUTHORITATIVE
2. Possend zu Buchsenkontact for Einzelleiterabdichtung:
   SUITABLE FOR SOCKET CONTACT FOR SINGLE WIRE SEALING
   TE 962885 (DGB 0.2-0.5 mm2), 965906 (DGB 0.75 mm2)
   TE .....
3. Kragenanschluß siehe Zeichnung:
   SHROUDED CONNECTION SEE DRAWING:
   TE. 114-18063-126
   TE.....
4. Passend für Leitungsquerschnitt:
   SUITABLE FOR WIRE SIZE RANGE:
   TO.....
5. Zahlenausrichtung freigestellt
   DIRECTION OF FIGURES OPTIONAL

1 - . . . - 2 WIE GEZEICHNET
AS SHOWN

THIS DRAWING IS A CONTROLLED DOCUMENT.
DIESES ZEICHNUNGSDOKUMENT WIRD DURCH AMP INCORPORATED KONTROLLIERT.
ANDERUNGEN, DIE DEM TECHNISCHEN FORTSCHRITT DIENEN, SIND VORBEHALTEN.
DEN JEWEILS GÜLTIGEN ÄNDERUNGSSTAND ERFAHREN SIE AUF ANFRAGE.

DIMENSIONS: MASSEINHEITEN: mm

TOLERANCES UNLESS OTHERWISE SPECIFIED:
ALLGEMEINTOLERANZEN

0 PLC	±	+/- ISO 8015
1 PLC	±	ISO 2768 - mH -K
2 PLC	±	DIN 16901-140
3 PLC	±	
4 PLC	±	
ANGLES/WINKEL	±	

MATERIAL - - -
FINISH/OBERFLAECHE/FARBE - - -

DWN	29-JUL-96	M Trajkov
CHK	29-JUL-96	M Schwäger
APVD	-	-
PRODUCT SPEC PRODUKTSPEZ.	108-18272-0	-
APPLICATION SPEC VERARBEITUNGSSPEZ.	114-18061	-
WEIGHT GEWICHT	-	-

TE Connectivity

NAME
MQS SOCKET HOUSING SWS,6 POS, ASSY
MQS Buchsengehaeuse,EDS,6pol.kompl.
-

SIZE	CAGE CODE	DRAWING NO. ZEICHNUNGS-NR.	RESTRICTED TO NUR FUER
A1	00779	C-967616	-

CUSTOMER DRAWING /KUNDENZEICHNUNG
SCALE MASSTAB 5:1 SHEET BLATT 1 OF VON 1 REV F5

4805 (3/11)

Pro/ENGINEER DRAWING