



Chipsmall Limited consists of a professional team with an average of over 10 year of expertise in the distribution of electronic components. Based in Hongkong, we have already established firm and mutual-benefit business relationships with customers from,Europe,America and south Asia,supplying obsolete and hard-to-find components to meet their specific needs.

With the principle of “Quality Parts,Customers Priority,Honest Operation,and Considerate Service”,our business mainly focus on the distribution of electronic components. Line cards we deal with include Microchip,ALPS,ROHM,Xilinx,Pulse,ON,Everlight and Freescale. Main products comprise IC,Modules,Potentiometer,IC Socket,Relay,Connector.Our parts cover such applications as commercial,industrial, and automotives areas.

We are looking forward to setting up business relationship with you and hope to provide you with the best service and solution. Let us make a better world for our industry!



## Contact us

Tel: +86-755-8981 8866 Fax: +86-755-8427 6832

Email & Skype: info@chipsmall.com Web: www.chipsmall.com

Address: A1208, Overseas Decoration Building, #122 Zhenhua RD., Futian, Shenzhen, China





# Series 8 Elevator Socket w/Collet Contacts & Solder Pin Tails

## FEATURES

- Ideal for Elevating Devices (Displays, Switches, etc.) to Desired Level with 0.240 to 1.250 [6.10 to 31.75] Height Extension

## GENERAL SPECIFICATIONS

- STANDARD SOCKET BODY & SPACER: black UL 94V-0 glass-filled 4/6 Nylon
- PIN BODY: Brass 360 1/2-hard per UNS C36000 ASTM B16/B16M-05
- PIN BODY PLATING: 10 $\mu$  [0.25 $\mu$ ] min. Au per MIL-G-45204 –OR– 200 $\mu$  [5.08] min. 93/7 Sn/Pb per ASTM B545 –OR– 200 $\mu$  [5.08 $\mu$ ] min. Sn per ASTM B545 Type 1 over 100 $\mu$  [2.54 $\mu$ ] min. Ni per SAE AMS-QQ-N-290B
- 4-FINGER COLLET CONTACT: BeCu per UNS C17200 ASTM B194-08
- CONTACT PLATING: 30 $\mu$  [0.76 $\mu$ ] min. Au per MIL-G-45204 over 50 $\mu$  [1.27 $\mu$ ] min. Ni per SAE AMS-QQ-N-290B
- CONTACT CURRENT RATING: 3 amps
- OPERATING TEMPERATURE: -67°F to 221°F [-55°C to 105°C]
- INSERTION FORCE: 180g/pin, based on 0.018 [0.46] dia. test lead
- WITHDRAWAL FORCE: 90g/pin, based on 0.018 [0.46] dia. test lead
- NORMAL FORCE: 140g/pin, based on 0.018 [0.46] dia. test lead
- ACCEPTS LEADS: 0.015-0.025 [0.38-0.64] dia., 0.110-0.150 [2.79-3.81] long

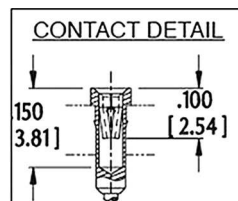
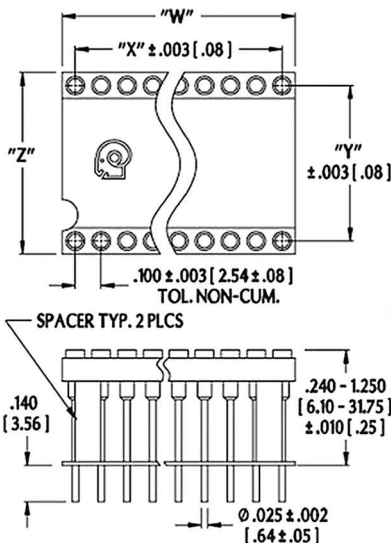
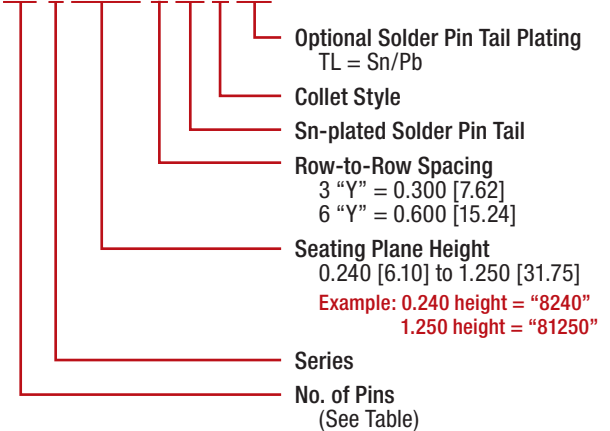
## MOUNTING CONSIDERATIONS

- SUGGESTED PCB HOLE SIZE: 0.035  $\pm$  0.002 [0.89  $\pm$  0.05] dia.

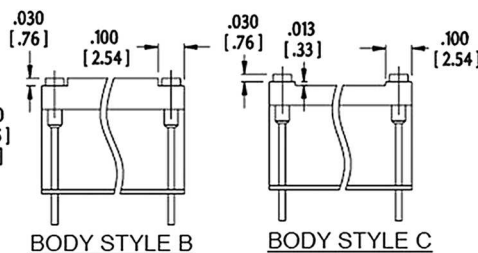


## ORDERING INFORMATION

**XX-8 XXXX-X 10 C XX**



"W" # PINS PER ROW x 0.100 [2.54]  
"X" (# PINS PER ROW - 1) x 0.100 [2.54]



Centers "Y"	Dim. "Z"	Body Style	Available Sizes
0.300 [7.62]	0.400 [10.16]	C	6 thru 20
		B	22 thru 40
0.600 [15.24]	0.700 [17.78]	C	6 thru 40
		B	42 thru 48

ALL DIMENSIONS: INCHES [MILLIMETERS]  
ALL TOLERANCES:  $\pm$ 0.005 [0.13] UNLESS OTHERWISE SPECIFIED  
FOR COLLET CONTACTS ON 0.200 [5.08] CENTERS, SEE [DATA SHEET 13007](#)  
FOR BIFURCATED CONTACTS, SEE [DATA SHEET 13006](#)  
CONSULT FACTORY FOR OTHER SIZES AND CONFIGURATIONS

CUSTOMIZATION: ARIES SPECIALIZES IN CUSTOM DESIGN AND PRODUCTION. SPECIAL MATERIALS, PLATINGS, SIZES, AND CONFIGURATIONS CAN BE FURNISHED, DEPENDING ON QUANTITY.

ARIES RESERVES THE RIGHT TO CHANGE PRODUCT GENERAL SPECIFICATIONS WITHOUT NOTICE

PRINTOUTS OF THIS DOCUMENT MAY BE OUT-OF-DATE AND SHOULD BE CONSIDERED UNCONTROLLED