



Chipsmall Limited consists of a professional team with an average of over 10 year of expertise in the distribution of electronic components. Based in Hongkong, we have already established firm and mutual-benefit business relationships with customers from,Europe,America and south Asia,supplying obsolete and hard-to-find components to meet their specific needs.

With the principle of “Quality Parts,Customers Priority,Honest Operation,and Considerate Service”,our business mainly focus on the distribution of electronic components. Line cards we deal with include Microchip,ALPS,ROHM,Xilinx,Pulse,ON,Everlight and Freescale. Main products comprise IC,Modules,Potentiometer,IC Socket,Relay,Connector.Our parts cover such applications as commercial,industrial, and automotives areas.

We are looking forward to setting up business relationship with you and hope to provide you with the best service and solution. Let us make a better world for our industry!



## Contact us

Tel: +86-755-8981 8866 Fax: +86-755-8427 6832

Email & Skype: info@chipsmall.com Web: www.chipsmall.com

Address: A1208, Overseas Decoration Building, #122 Zhenhua RD., Futian, Shenzhen, China



Surface Mount Fuse, 10.1 x 3.22 mm, Time-Lag T, Telecom



Telcordia GR-1089 · 600VAC · 125VDC · Time-Lag T



**Description**

- This product is phased-out without alternate Type.
- Directly solderable on printed circuit boards

**Standards**

- IEC 60127-4
- UL 248-14
- CSA C22.2 no. 248.14
- Telcordia GR-1089
- UL 60950 / IEC 60950
- ITU-T K.20 and K.21
- TIA-968-A

**Approvals**

- UL File Number: E41599

**Applications**

- Twisted pair telecom ports requiring Telcordia GR-1089 / TIA-968-A / ITU-T / UL 60950 / IEC 60950 compliance
- see following pages

**References**

[Packaging Details](#)

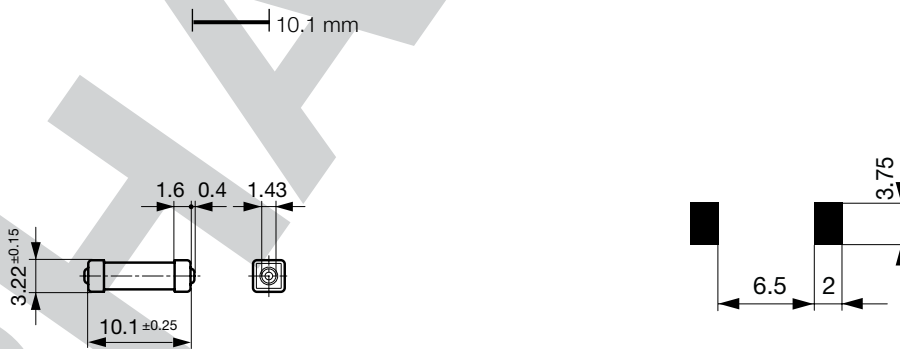
**Weblinks**

[pdf-datasheet](#), [html-datasheet](#), [General Product Information](#), [Approvals](#), [CE declaration of conformity](#), [RoHS](#), [CHINA-RoHS](#), [e-Shop](#), [SCHURTER-Stock-Check](#), [Distributor-Stock-Check](#), [Detailed request for product](#)

**Technical Data**

Rated Voltage	600VAC, 125VDC	Soldering Methods	Reflow
Rated current	0.5 - 2A	Solderability	245 °C / 3 sec acc. to IEC 60068-2-58, Test Td
Breaking Capacity	60A	Resistance to Soldering Heat	260 °C / 10 sec acc. to IEC 60068-2-58, Test Td
Characteristic	Time-Lag T	Flammability	min. UL 94V-1 (acc. to EIA/IS-722, Test 4.12)
Mounting	PCB,SMT		
Admissible Ambient Air Temp.	-55 °C to 125 °C		
Climatic Category	55/125/21 acc. to IEC 60068-1		
Material: Housing	Ceramic		
Material: Terminals	Tin-Plated Copper Alloy		
Unit Weight	0.23 g		
Storage Conditions	0 °C to 60 °C, max. 70% r.h.		
Product Marking	☐, Type, Current, Characteristic		

**Dimensions**



Soldering pads

**Pre-Arcing Time**

Rated Current I <sub>n</sub>	1.0 x I <sub>n</sub> min.	2.5 x I <sub>n</sub> min.	2.5 x I <sub>n</sub> max
0.5 A - 2 A	4 h	1 s	120 s

### Variants

Mounting	Rated Voltage [VAC]	Voltage Drop 1.0 In typ. [mV]	Cold Resistance typ. [mΩ]	Melting I²t 10.0 Intyp. [A²s]	Order Number
PCB	600	94	73.2	21.4	2000.0011
PCB	600	55	27.8	22.3	2000.0012

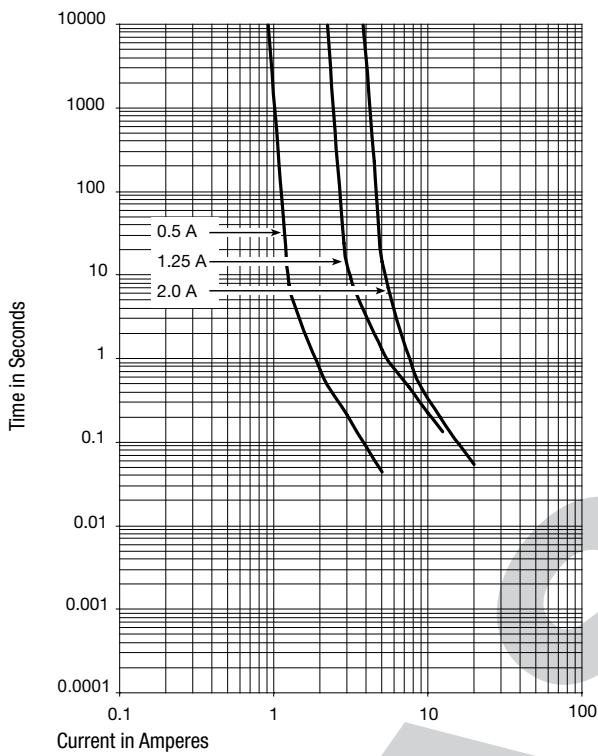
Most Popular. Availability for all products can be searched real-time: <http://www.schurter.com/en/Stock-Check/Stock-Check-SCHURTER>

1) 60 A @ 600 VAC / 60 A @ 125 VDC

### Packaging Unit

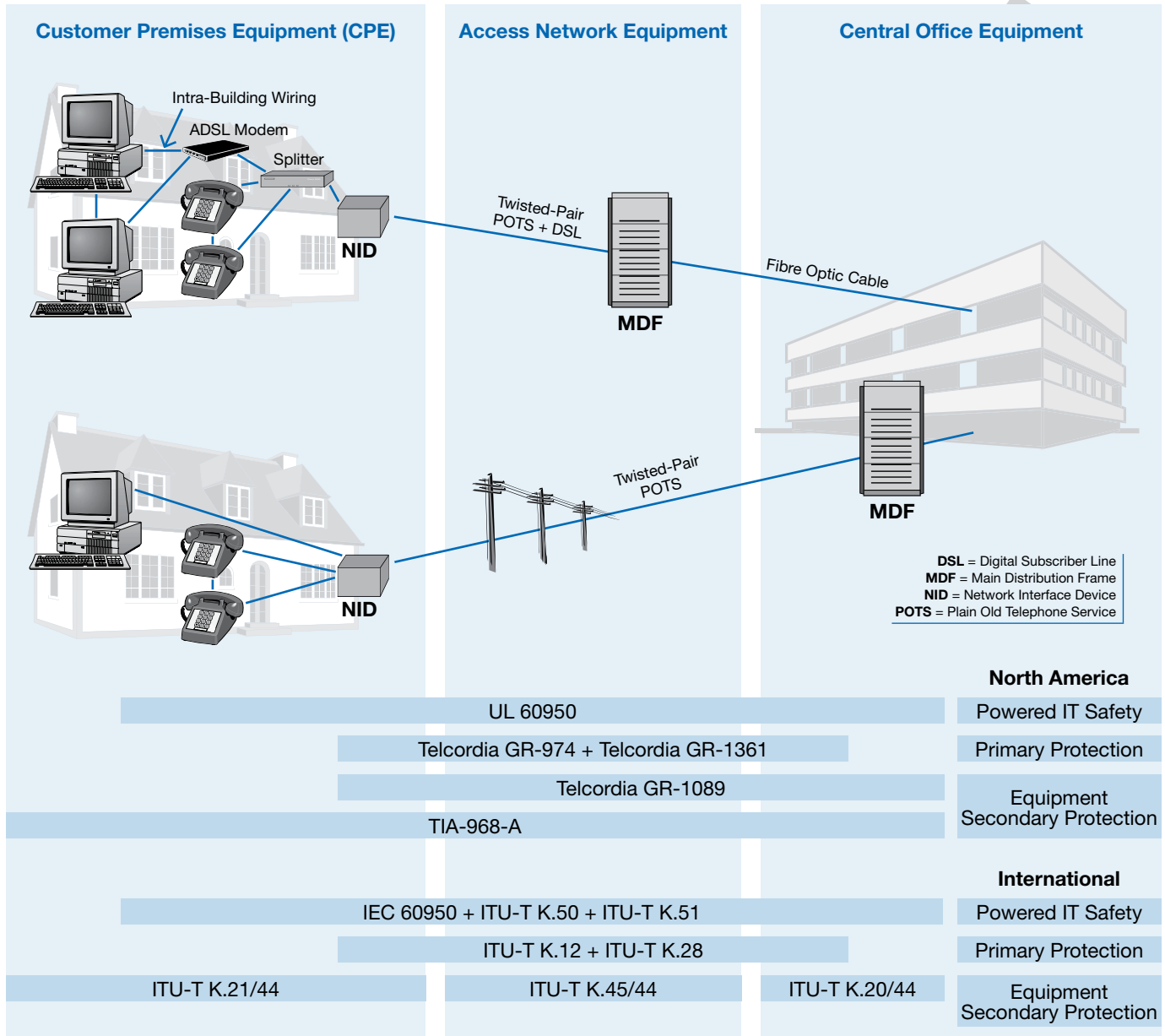
.xx = .11 Plastic Bag (100 pcs.)  
 .xx = .24 Blister Tape 33 cm Reel (2000 pcs.)

### [Kennlinien]





GLOBAL TELECOM STANDARDS



HOW TO SELECT THE RIGHT FUSE-LINK FOR SECONDARY PROTECTION?

1. Select your equipment type
2. Use the Key Device Selection Criteria to determine best suitability for your application

Application	Specification	Key Device Selection Criteria	
		Faster Time-to-Open	Cooler Surface Temperature
<b>Customer Premises Equipment (CPE)</b> Modems (Analog, V.90, ISDN, xDSL), ADSL splitters, phone sets, fax machines, answering machines, caller ID, internet appliance, PBX systems, POS terminals	TIA-968-A UL 60950 / IEC 60950 ITU-T K.21/44	TF 600, 0.5 A (2000.0010.xx) TF 600, 1.25 A (2000.0011.xx)	TF 600, 2 A (2000.0012.xx)
<b>Access Network Equipment</b> Remote terminals, line repeaters, multiplexers, cross-connects	Telcordia GR-1089 TIA-968-A UL 60950 / IEC 60950 ITU-T K.45/44	TF 600, 1.25 A (2000.0011.xx)	TF 600, 2 A (2000.0012.xx)
<b>Central Office Equipment</b> Analog linecards (SLIC), ISDN linecards, xDSL modems, ADSL/VDSL splitters, T1/E1 linecards, multiplexers, servers	Telcordia GR-1089 TIA-968-A UL 60950 / IEC 60950 ITU-T K.20/44	TF 600, 1.25 A (2000.0011.xx)	TF 600, 2 A (2000.0012.xx)

### 3. Use Agency Specification based on the requirement

#### Lighting Surge Specifications

Surges are short-duration increases in system voltage due to external events, such as lightning

Telcordia GR-1089	First Level Test 1	First Level Test 2	First Level Test 3	First Level Test 4	First Level Test 5	Second Level Test 1
Surge Voltage [V]	600	1000	1000	2500	1000	6000
Surge Current [A]	100	100	100	500	25	500
Waveform [us]	10x1000	10x360	10x1000	2x10	10x360	2x10
Repetitions [each polarity]	25	25	25	10	5	1
2000.0010.xx, 0.5 A	*	*	*	*	✓	
2000.0011.xx, 1.25 A	✓	✓	✓	✓	✓	✓
2000.0012.xx, 2.0 A	✓	✓	✓	✓	✓	✓

■ Equipment under test can not be damaged & must continue to operate properly

\* If sufficient series resistance is used, the 0.5 A fuse may pass Test 1-4

TIA-968-A (former FCC Part 68)	Type A Metallic	Type A Longitudinal	Type B Metallic	Type B Longitudinal
Surge Voltage [V]	800	1500	1000	1500
Surge Current [A]	100	200	25	37.5
Waveform [us]	10x560	10x160	5x320	5x320
Repetitions [each polarity]	1	1	1	1
2000.0010.xx, 0.5 A	Fuse open	Fuse open	✓	✓
2000.0011.xx, 1.25 A	✓	✓	✓	✓
2000.0012.xx, 2.0 A	✓	✓	✓	✓

■ Fuse can not open during type B events

ITU-T K.20	Test
Surge Voltage [V]	1000
Surge Current [A]	67
Waveform [us]	10x700
Repetitions [each polarity]	10
2000.0010.xx, 0.5 A	26 A*
2000.0011.xx, 1.25 A	✓
2000.0012.xx, 2.0 A	✓

■ Fuse does not open during test

\* If sufficient series resistance is used, the 0.5 A fuse may pass

#### Power Cross Specifications

A power-cross is an instance where a high-voltage circuit is inadvertently connected to a low-voltage circuit; for example, a power line can fall onto a telephone line during a storm initiating a power-cross event.

Telcordia GR-1089	First Level Test 1	First Level Test 2	First Level Test 3	First Level Test 4	First Level Test 5	First Level Test 6	First Level Test 7	First Level Test 8	First Level Test 9
Voltage [Vrms]	50	100	200, 400, 600	1000	see GR-1089	600	440	600	1000
Overload Current [A]	0.33	0.17	1	1		0.5	2.2	3	5
Duration	15 min.	15 min.	60x1 s	60x1 s	60x5 s	30 s	5x2 s	1.1 s	0.5 s
2000.0010.xx, 0.5 A									
2000.0011.xx, 1.25 A	✓	✓	✓	✓	✓	✓	✓	✓	✓
2000.0012.xx, 2.0 A	✓	✓	✓	✓	✓	✓	✓	✓	✓

■ Fuse not allowed to open

Telcordia GR-1089	Second Level Test 1	Second Level Test 2	Second Level Test 3	Second Level Test 4	Second Level Test 5
Voltage [Vrms]	120, 277	600	600	100-600	see GR-1089
Overload Current [A]	25	60	7	2.2	
Duration	15 min.	5 s	5 s	15 min.	15 min.
2000.0010.xx, 0.5 A	✓	✓	✓	✓	✓
2000.0011.xx, 1.25 A	✓	✓	✓	✓*	✓
2000.0012.xx, 2.0 A	✓	✓	✓	✓*	✓

■ Fuse opens in a safe and controlled manner before wiring simulator fuse (MDL 2.0)

\* Fuse does not open during test

ITU-T K.20	Power Induction	Power Contact
Voltage [Vrms]	300	250
Current [A]	0.5	60
Duration	200 ms	15 min.
Repetitions	5	1
2000.0010.xx, 0.5 A	✓	✓*
2000.0011.xx, 1.25 A	✓	✓*
2000.0012.xx, 2.0 A	✓	✓*

■ Fuse does not open during test

\* Fuse opens during test

UL 60950 IEC 60950	Longitudinal Test 1	Longitudinal Test 2	Longitudinal Test 3	Longitudinal Test 4	Longitudinal Test 5	Metallic Test 1	Metallic Test 2	Metallic Test 3	Metallic Test 4
Voltage [V]	600	600	600	200	120	600	600	600	600
Current [A]	40	7	2.2	2.2	25	40	7	2.2	2.2
Time	1.5 s	5 s	30 min.	30 min.	30 min.	1.5 s	5 s	30 min.	30 min.
2000.0010.xx, 0.5 A	✓	✓	✓	✓	✓	✓	✓	✓	✓
2000.0011.xx, 1.25 A	✓	✓	✓*	✓*	✓	✓	✓	✓*	✓*
2000.0012.xx, 2.0 A	✓	✓	✓*	✓*	✓	✓	✓	✓*	✓*

■ Fuse opens in a safe and controlled manner before wiring simulator fuse (MDL 2.0)

\* Fuse does not open during test