



Chipsmall Limited consists of a professional team with an average of over 10 year of expertise in the distribution of electronic components. Based in Hongkong, we have already established firm and mutual-benefit business relationships with customers from,Europe,America and south Asia,supplying obsolete and hard-to-find components to meet their specific needs.

With the principle of "Quality Parts,Customers Priority,Honest Operation,and Considerate Service",our business mainly focus on the distribution of electronic components. Line cards we deal with include Microchip,ALPS,ROHM,Xilinx,Pulse,ON,Everlight and Freescale. Main products comprise IC,Modules,Potentiometer,IC Socket,Relay,Connector.Our parts cover such applications as commercial,industrial, and automotives areas.

We are looking forward to setting up business relationship with you and hope to provide you with the best service and solution. Let us make a better world for our industry!



Contact us

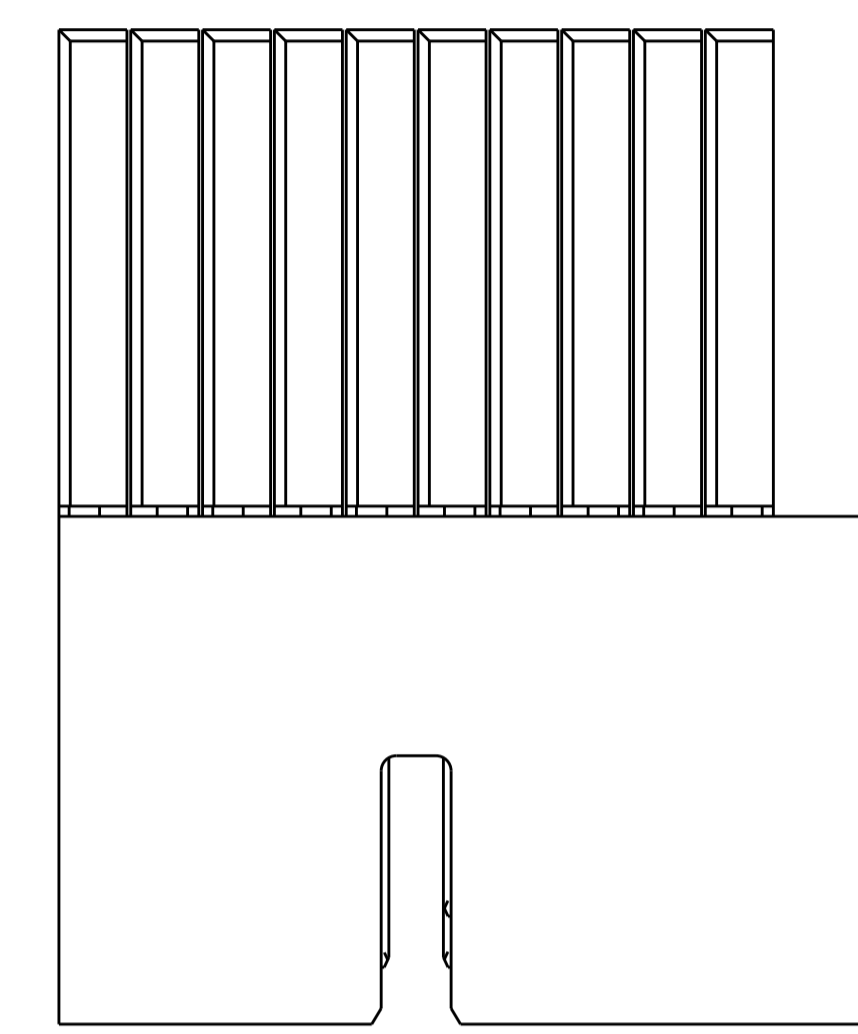
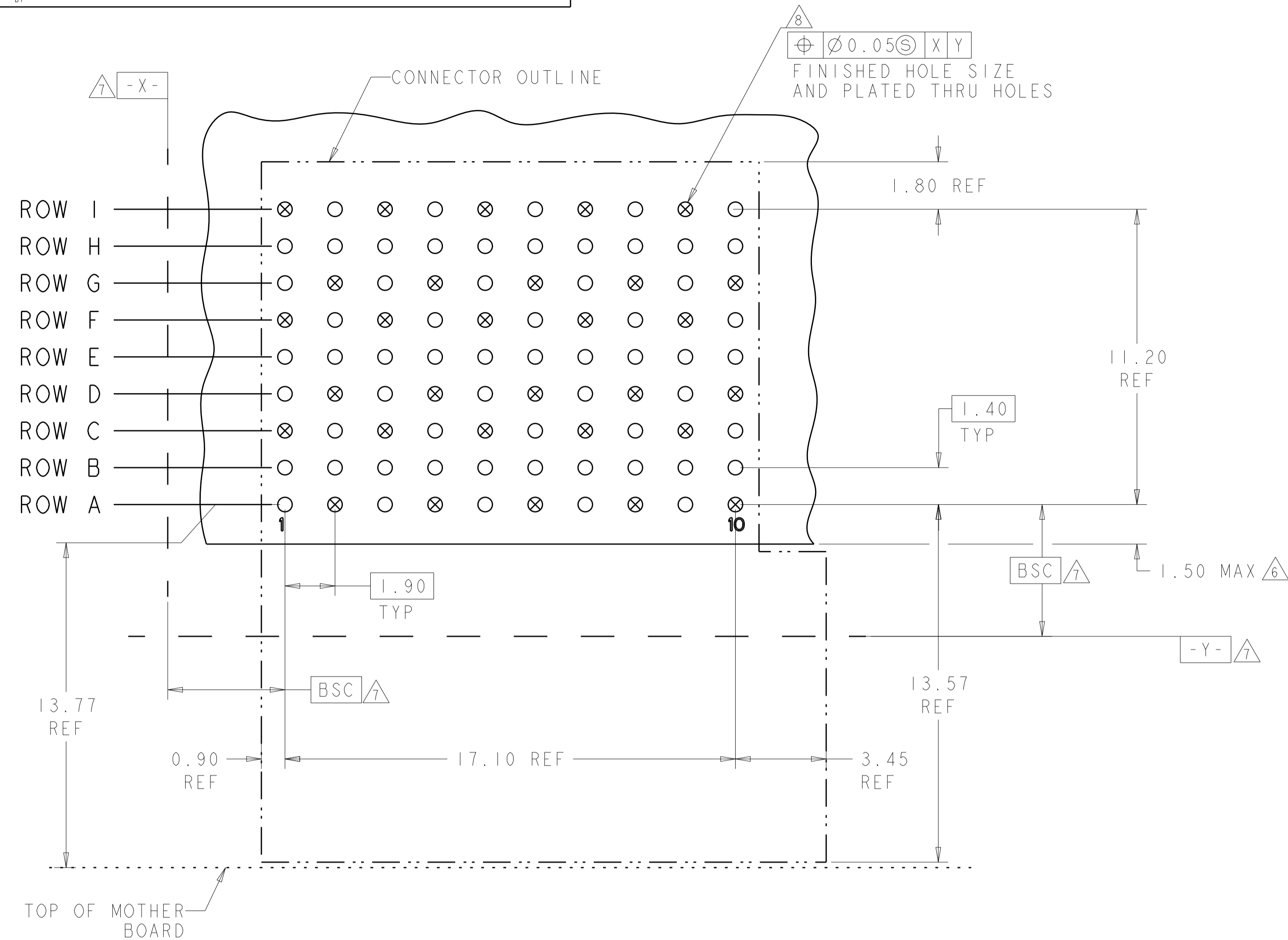
Tel: +86-755-8981 8866 Fax: +86-755-8427 6832

Email & Skype: info@chipsmall.com Web: www.chipsmall.com

Address: A1208, Overseas Decoration Building, #122 Zhenhua RD., Futian, Shenzhen, China

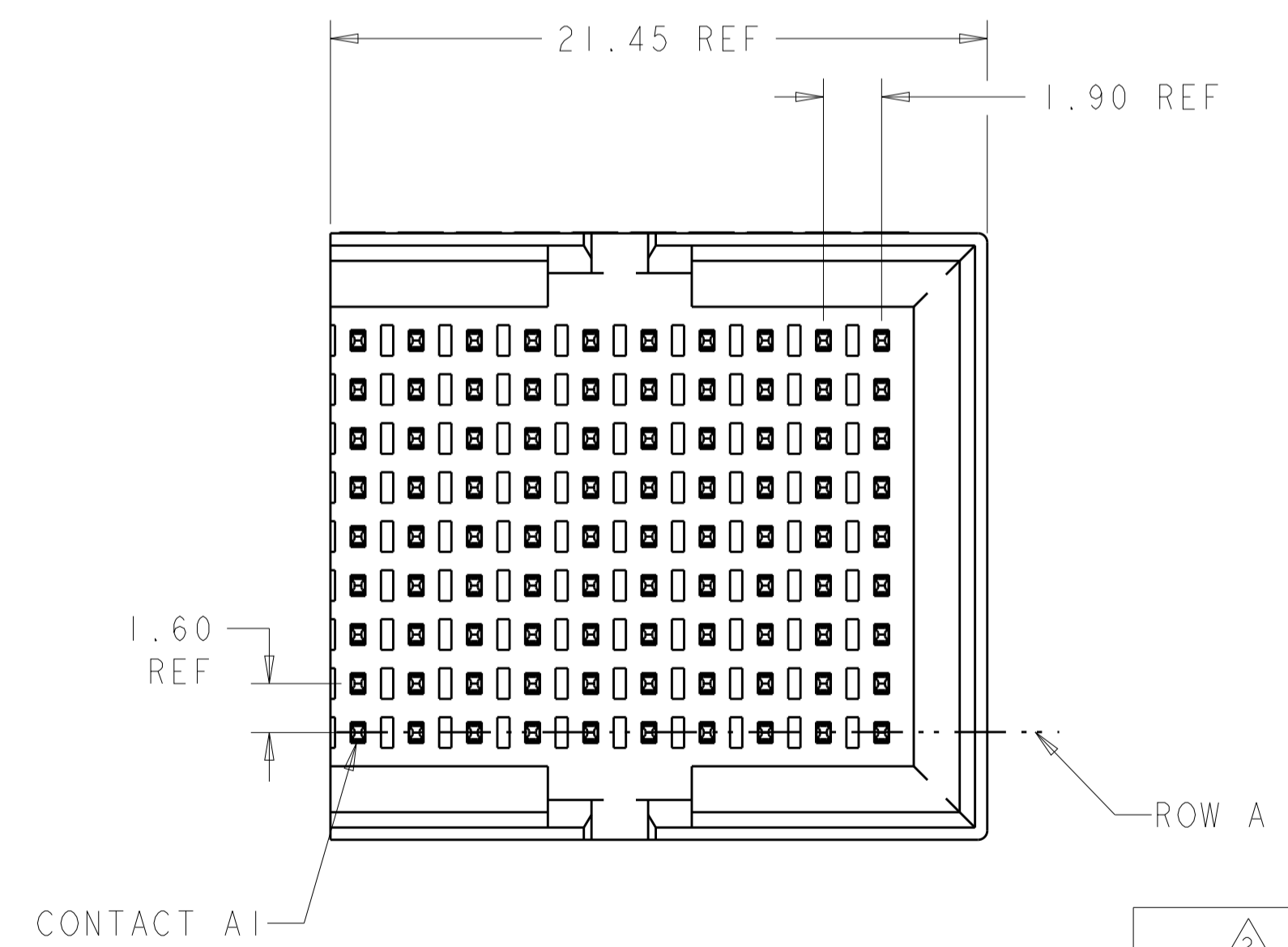
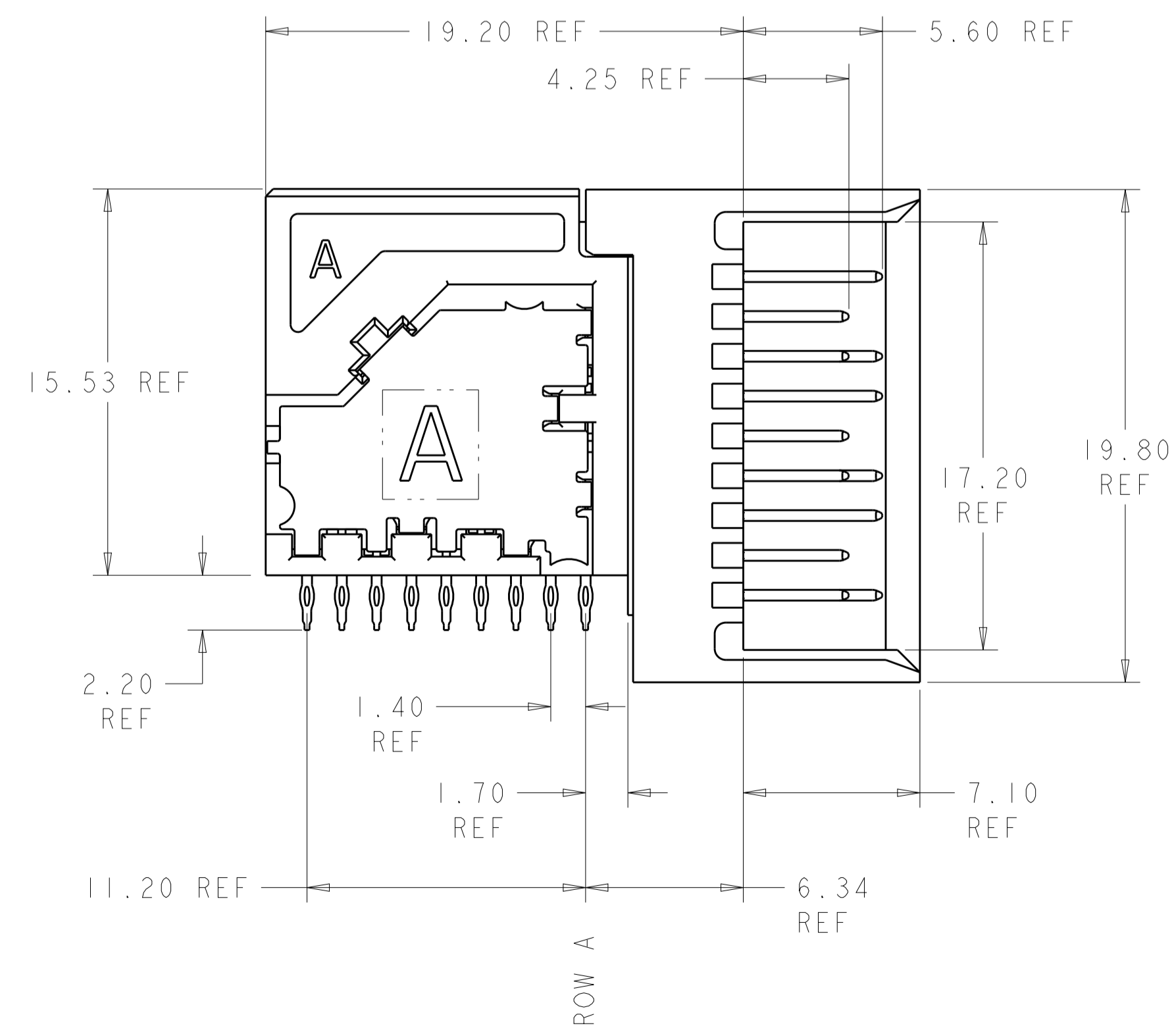


LOC		DIST		REVISIONS			
P	LTN	DESCRIPTION	DATE	DWN	APVD		
B		REV PER ECO 12-010940	7-31-12	CT	DH		
C		ECO-13-004755	26MAR2013	KG	DH		



○ = SIGNAL
 ⊗ = GROUND
 RECOMMENDED PC BOARD LAYOUT
 COMPONENT SIDE SHOWN
 SCALE 8:1

- 1 MATERIAL:
CONTACT AND SHIELD: COPPER ALLOY
HOUSING AND CHICKLET: LCP, COLOR: BLACK
- 2 FINISH:
CONTACT: MATING AREA: 1.27μm MIN GOLD OVER
1.27μm MIN NICKEL
SHIELD: 1.27μm MIN NICKEL
- 3 FINISH:
COMPLIANT PIN AREA: 0.38μm MIN BRIGHT TIN LEAD OVER
1.27μm MIN NICKEL
- 4 FINISH:
COMPLIANT PIN AREA: 0.38μm MIN MATTE TIN OVER
1.27μm MIN NICKEL
- 5 FINISH:
COMPLIANT PIN AREA: 0.38μm MIN GOLD OVER
1.27μm MIN NICKEL
- 6 DIMENSION APPLIES TO CENTERLINE OF THRU HOLE.
- 7 DATUMS AND BASIC DIMENSIONS ESTABLISHED BY CUSTOMER.
- 8 REFERENCE APPLICATION SPEC 114-13267 FOR RECOMMENDED PLATED THRU HOLE DIAMETER AND PLATING THICKNESS.
- 9 ALL GROUNDS IN ODD NUMBERED COLUMNS ARE COMMONED. ALL GROUNDS IN EVEN NUMBERED COLUMNS, EXCEPT FOR ROW A ARE COMMONED.



FINISH	PART NUMBER
2 5	2000892-3
2 4	2000892-2
2 3	2000892-1

THIS DRAWING IS A CONTROLLED DOCUMENT. DIMENSIONING AND TOLERANCING PER GPS (1:50 STANDARDS). TOLERANCES UNLESS OTHERWISE SPECIFIED:

DIMENSIONS:	mm	0 PLC ±0.13	1 PLC ±0.05	2 PLC ±0.05	3 PLC ±0.05	4 PLC ±0.05	ANGLES ±2°
-------------	----	-------------	-------------	-------------	-------------	-------------	------------

MATERIAL: FINISH: -

DWN	D. BELACK	24JUN2009
CHK	A. TSANG	6-24-2009
APVD	M. McALONIS	6-24-2009

NAME: Fortis Zd. 3-PAIR, 10-COLUMN, RIGHT ANGLE, RIGHT MODULE ASSEMBLY, DIFFERENTIAL PAIR

SIZE: 114-13267 CAGE CODE: 2000892 DRAWING NO: A100779 C=2000892

WEIGHT: ~13.47g

Customer Drawing SCALE: 5:1 SHEET 1 OF 1 REV C