



Chipsmall Limited consists of a professional team with an average of over 10 year of expertise in the distribution of electronic components. Based in Hongkong, we have already established firm and mutual-benefit business relationships with customers from,Europe,America and south Asia,supplying obsolete and hard-to-find components to meet their specific needs.

With the principle of “Quality Parts,Customers Priority,Honest Operation,and Considerate Service”,our business mainly focus on the distribution of electronic components. Line cards we deal with include Microchip,ALPS,ROHM,Xilinx,Pulse,ON,Everlight and Freescale. Main products comprise IC,Modules,Potentiometer,IC Socket,Relay,Connector.Our parts cover such applications as commercial,industrial, and automotives areas.

We are looking forward to setting up business relationship with you and hope to provide you with the best service and solution. Let us make a better world for our industry!



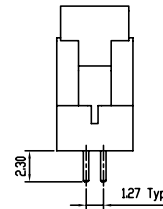
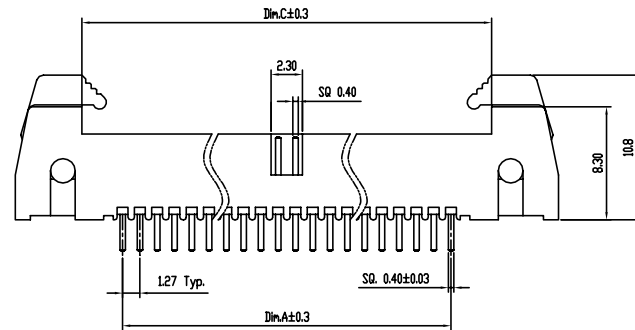
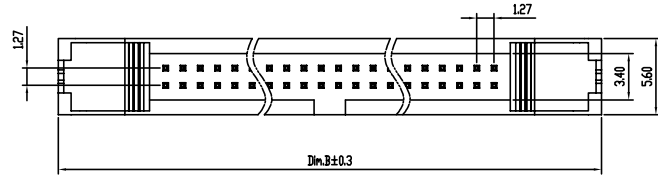
Contact us

Tel: +86-755-8981 8866 Fax: +86-755-8427 6832

Email & Skype: info@chipsmall.com Web: www.chipsmall.com

Address: A1208, Overseas Decoration Building, #122 Zhenhua RD., Futian, Shenzhen, China





NOTE:

- MATERIAL,
HOUSING: HIGH TEMP PLASTIC, UL94-V0, BLACK
TERMINAL: COPPER ALLOY , SQ=0.40±0.03MM
- FINISH:
TERMINAL: GOLD AT CONTACT,
G/F OVER 1um(40u")MIN Ni OVER ALL
- SPEC.:
PRODUCT SPEC: GS-12-629
PACKING SPEC: GS-14-1420
- THE HSG. WILL WITHSTAND EXPOSURE TO 260C
PEAK TEMP. FOR 10 SEC. IN A WAVE SOLDER APPLICATION
WITH A PCB.
- PRODUCT NUMBERING:
20021611 - 0 0 0 XX X X LF

LEAD FREE

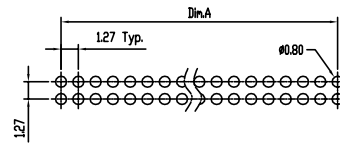
PLATING:
1:GOLD FLASH ALL OVER
4:0.25um(10U")GOLD AT CONTACT
8:0.76um(30U")GOLD AT CONTACT
9:1u" GOLD OVER 30u" PdNi AT CONTACT

PACKING
T: TUBE

PIN COUNT
SEE TABLE 1

TABLE 1

DASH No.	Dim.	Amount of Pins	Dim.A	Dim.B	Dim.C
-000 06 XX LF	6	2.54	18.31	8.46	
-000 10 XX LF	10	5.08	20.85	11.00	
-000 12 XX LF	12	6.35	22.12	12.27	
-000 14 XX LF	14	7.62	23.39	13.54	
-000 16 XX LF	16	8.89	24.66	14.81	
-000 20 XX LF	20	11.43	27.20	17.35	
-000 26 XX LF	26	15.24	31.01	21.16	
-000 30 XX LF	30	17.78	33.55	23.70	
-000 34 XX LF	34	20.32	36.09	26.24	
-000 40 XX LF	40	24.13	39.90	30.05	
-000 44 XX LF	44	26.67	42.44	32.59	
-000 50 XX LF	50	30.48	46.25	36.40	
-000 60 XX LF	60	36.83	52.60	42.75	
-000 64 XX LF	64	39.37	55.14	45.29	
-000 66 XX LF	66	40.64	56.41	46.56	
-000 68 XX LF	68	41.91	57.68	47.83	



Recommended P.C.B. Layout (2)
Layout Tolerance = ± 0.05 mm

mat'l. code		surface ISO1302 ✓		tolerance ISO1101 ISO406		projection MM		product family MINITEK	
l tre c n n o d r		date		tolerances unless otherwise specified		title			
A	T09-1117	S.LIN	09/15/09	0.X±0.38		1.27X1.27MM BTB EJECT HEADER			
B	T10-0025	S.LIN	01/20/10	0.XX±0.25		VERTICAL TH			
C	BX-N-010365	ZK	01/18/12	0.XXX±0.10		scale 2:1			
		dir		STERLING LIN 09/15/09		dwg no		sheet 1 of 1 size	
		eng		STERLING LIN 09/15/09		20021611		A4	
		chr		GRAY HSIEH 09/15/09		type		Product Customer Drawing	
		appd		JOSEPH 09/15/09					
sheet index	revision	c							
	sheet	1							