



Chipsmall Limited consists of a professional team with an average of over 10 year of expertise in the distribution of electronic components. Based in Hongkong, we have already established firm and mutual-benefit business relationships with customers from,Europe,America and south Asia,supplying obsolete and hard-to-find components to meet their specific needs.

With the principle of “Quality Parts,Customers Priority,Honest Operation,and Considerate Service”,our business mainly focus on the distribution of electronic components. Line cards we deal with include Microchip,ALPS,ROHM,Xilinx,Pulse,ON,Everlight and Freescale. Main products comprise IC,Modules,Potentiometer,IC Socket,Relay,Connector.Our parts cover such applications as commercial,industrial, and automotives areas.

We are looking forward to setting up business relationship with you and hope to provide you with the best service and solution. Let us make a better world for our industry!



Contact us

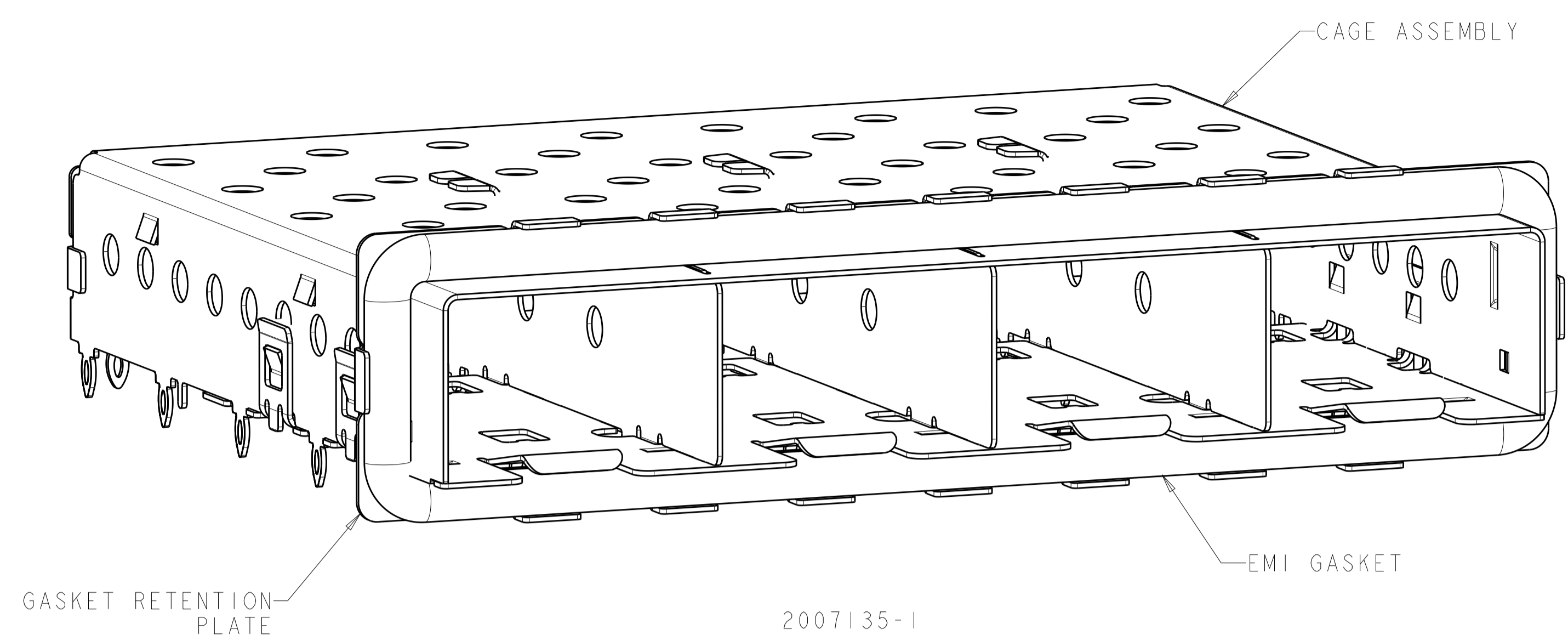
Tel: +86-755-8981 8866 Fax: +86-755-8427 6832

Email & Skype: info@chipsmall.com Web: www.chipsmall.com

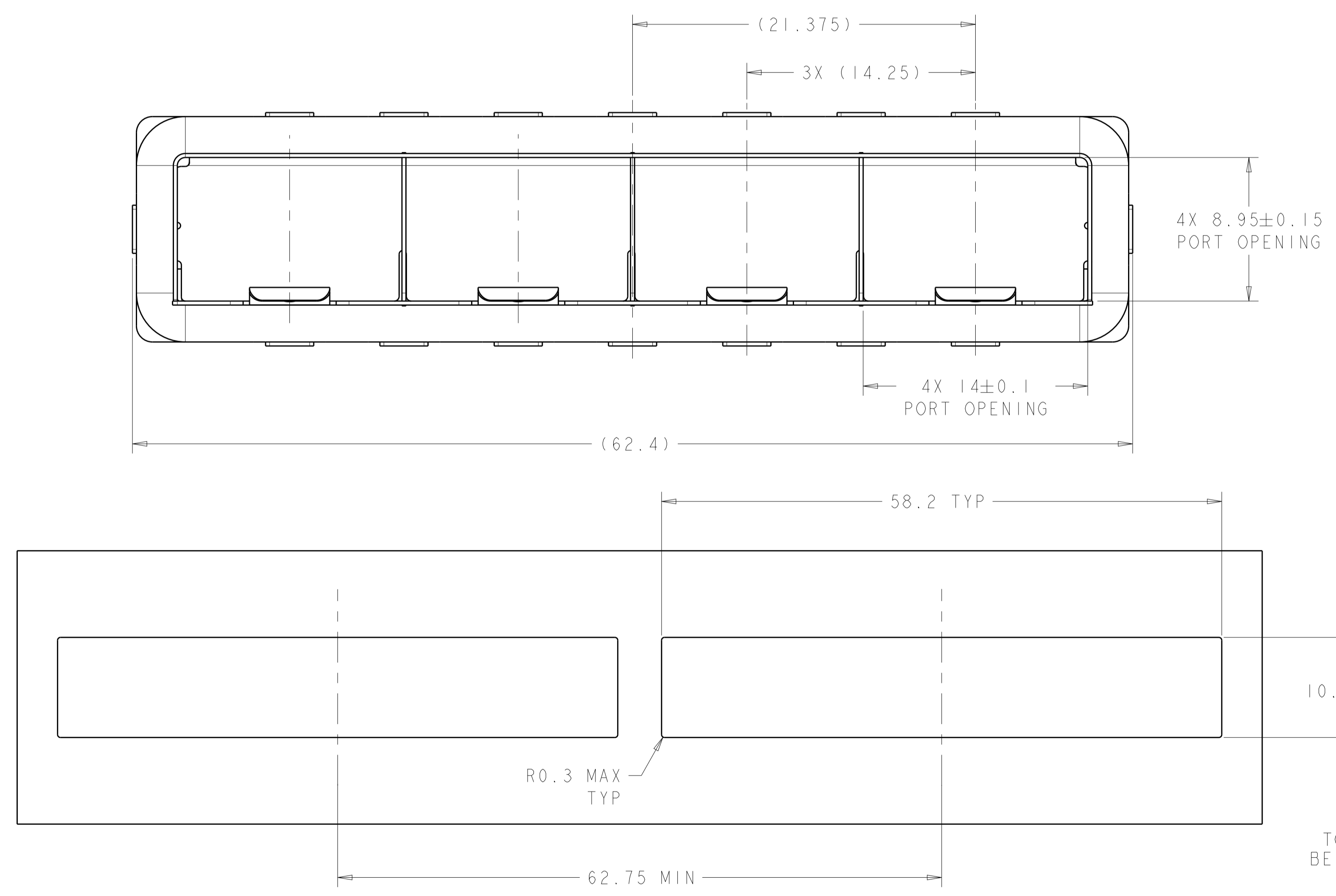
Address: A1208, Overseas Decoration Building, #122 Zhenhua RD., Futian, Shenzhen, China



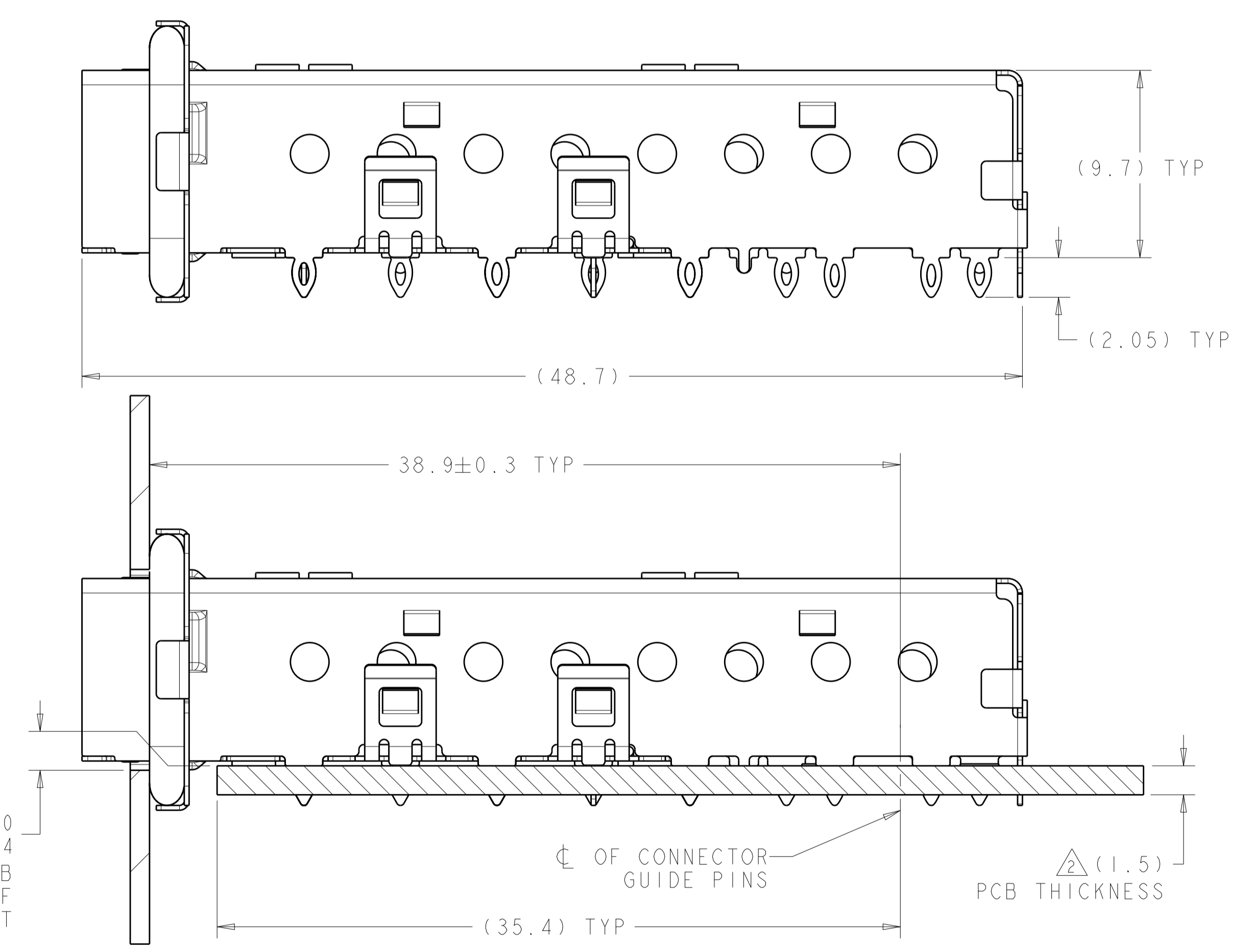
LOC	DIST	REVISIONS			
P	LTN	DESCRIPTION	DATE	DMN	APVD
B		RELEASED PER ECO-09-022874	9OCT2009	ZMR	MRS
C		REVISED PER ECO-12-014021	29SEP2012	TD	AC



- 1. MATERIAL:
CAGE ASSEMBLY: 0.25mm THICK NICKEL SILVER ALLOY
GASKET RETENTION PLATE: STAINLESS STEEL
GASKET: PLATED FILLED SILICONE
- 2. MINIMUM PC BOARD THICKNESS = 1.50mm.
- 3. PADS AND VIAS CHASSIS GROUND.
- 4. DATUM AND BASIC DIMENSION ESTABLISHED BY CUSTOMER.
- 5. MATES WITH SFP MSA COMPLIANT TRANSCEIVERS.
- 6. INTERPRETATION OF DATUM REFERENCE FRAME IN ACCORDANCE WITH SECT 4.4.1.1 OF ASME Y14.5M-1994.
- 7. REFERENCE APPLICATION SPEC. 114-13120, HOLE A, FOR RECOMMENDED DRILL HOLE DIAMETER AND PLATING THICKNESS.
- 8. REFERENCE APPLICATION SPEC. 114-13120, HOLE B, FOR RECOMMENDED DRILL HOLE DIAMETER AND PLATING THICKNESS.
- 9. HOLE PATTERN REPEATS FOR EACH PORT. SPACING BETWEEN PORTS IS 14.25mm.
- 10. PRODUCT COMPLIES WITH SPECIFICATION SFF-8433 IMPROVED PLUGGABLE FORM FACTOR FOR SFP+ GANGED CAGES.



RECOMMENDED BEZEL CUT-OUT
SCALE 3:1

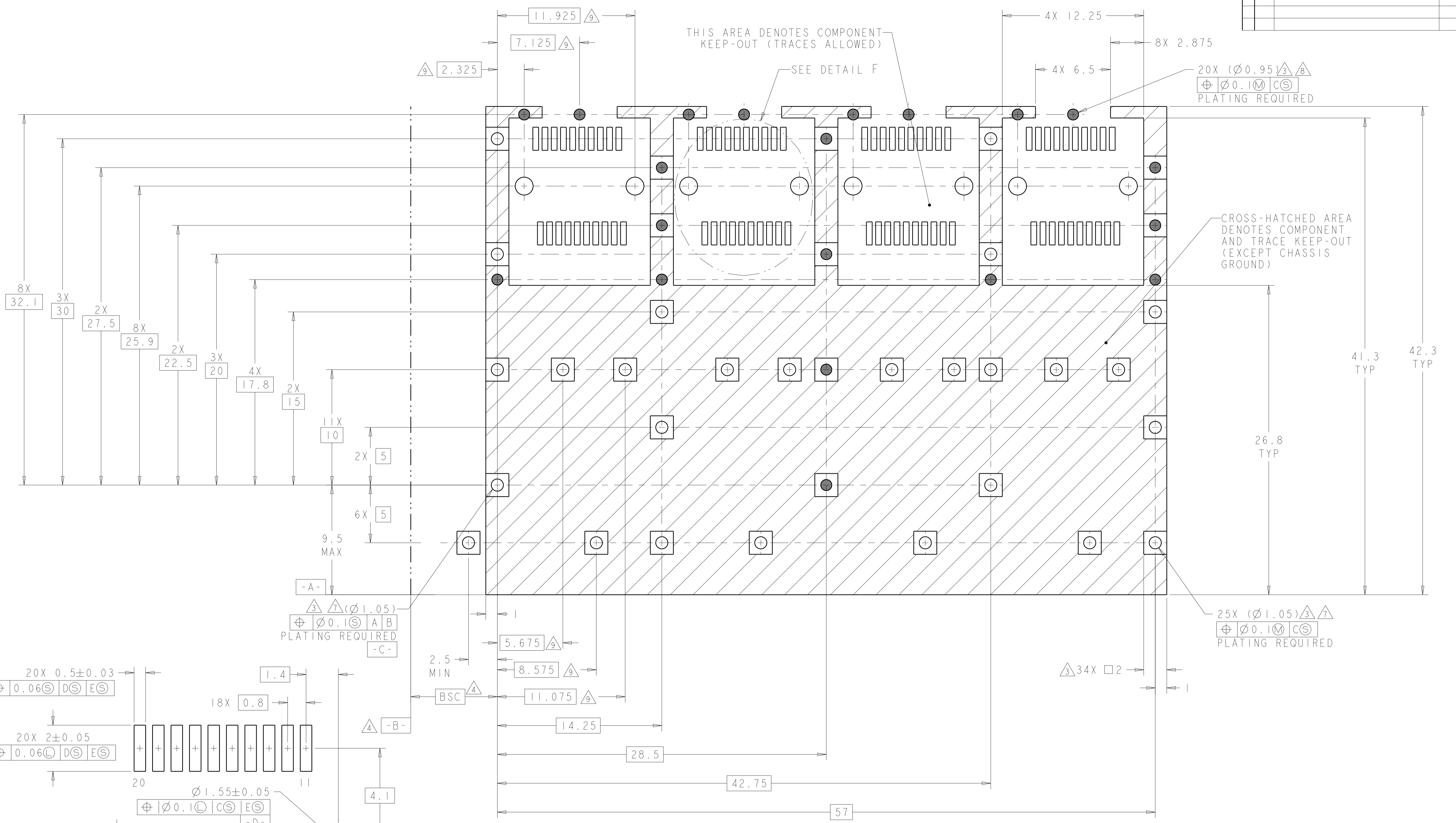


2007135-1
MOUNTED PC BOARD
SHOWN THRU RECOMMENDED BEZEL

2007135-1
PART
NUMBER

THIS DRAWING IS A CONTROLLED DOCUMENT.		DMN M. SCHMITT 21JUN2007	TE Connectivity
DIMENSIONS: mm		CHK M. SCHMITT 21JUN2007	
TOLERANCES UNLESS OTHERWISE SPECIFIED:		APVD B. WERTZ 21JUN2007	NAME SFP+ 1X4 CAGE ASSEMBLY PRESS FIT, EMI GASKET
0 PLC ±0.1		PRODUCT SPEC 108-2364	
1 PLC ±0.1		APPLICATION SPEC 114-13120	SIZE CAGE CODE DRAWING NO A100779C=2007135
2 PLC ±0.1		WEIGHT	
3 PLC ±0.1		Customer Drawing	RESTRICTED TO
4 PLC ±0.1		SCALE 5:1	SHEET 1 OF 2
ANGLES ±1°		REV C	
FINISH			

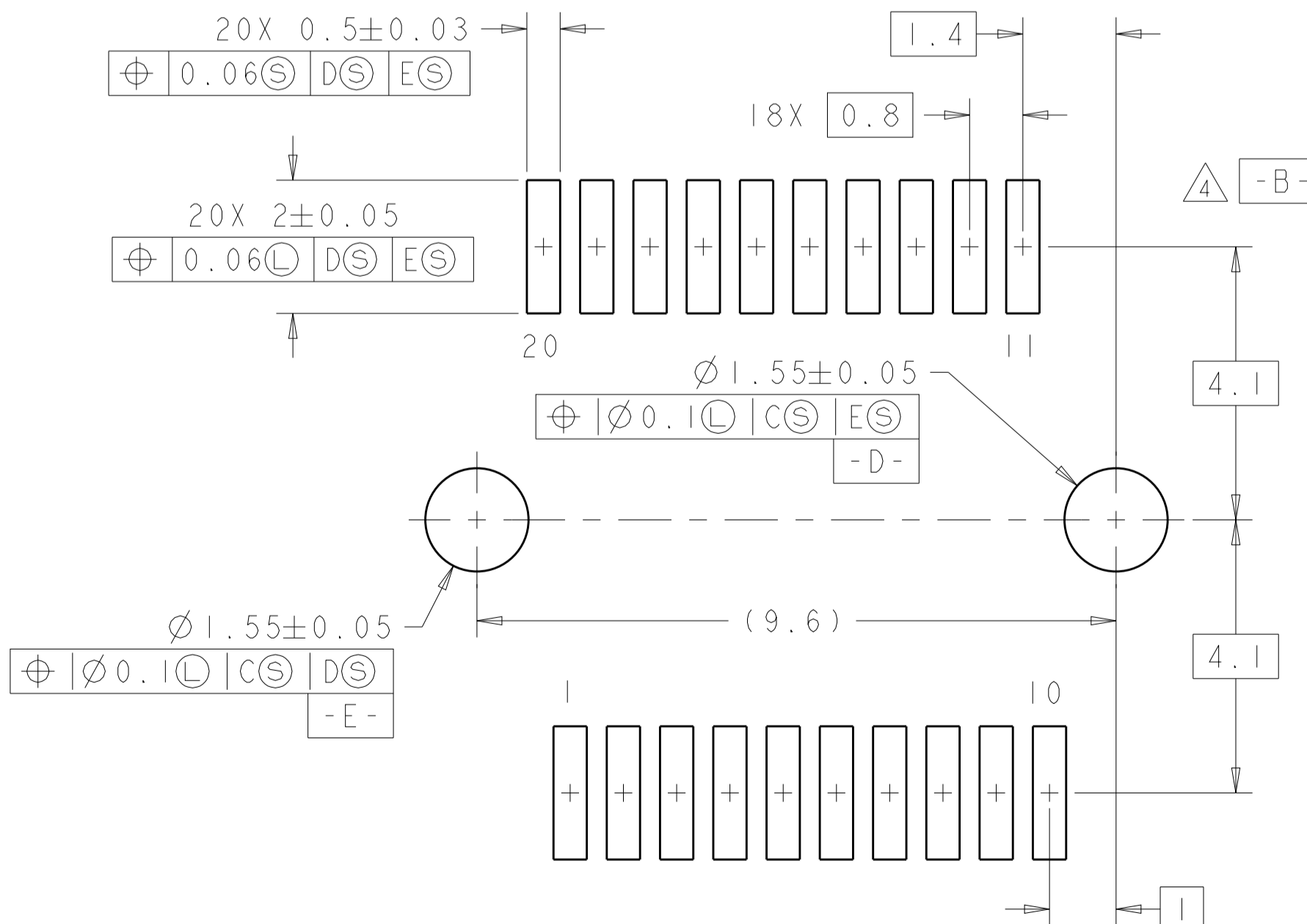
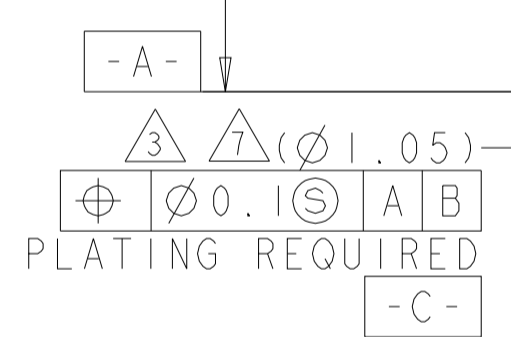
LOC	DIST	REVISIONS					
GP	00	P	LTN	DESCRIPTION	DATE	DMN	APVD
		-	-	SEE SHEET 1	-	-	-



THIS AREA DENOTES COMPONENT KEEP-OUT (TRACES ALLOWED)

SEE DETAIL F

CROSS-HATCHED AREA DENOTES COMPONENT AND TRACE KEEP-OUT (EXCEPT CHASSIS GROUND)



RECOMMENDED PCB CONFIGURATION WITH KEEP-OUT AREAS SCALE 6:1

DETAIL F
RECOMMENDED PT CONNECTOR LAYOUT
4X INDIVIDUALLY
SCALE 12:1

THIS DRAWING IS A CONTROLLED DOCUMENT.		DMN: M. SCHMITT 21JUN2007	TE Connectivity
DIMENSIONS: mm		CHK: M. SCHMITT 21JUN2007	
TOLERANCES UNLESS OTHERWISE SPECIFIED:		APVD: B. WERTZ 21JUN2007	NAME: SFP+ 1X4 CAGE ASSEMBLY PRESS FIT, EMI GASKET
0 PLC ±0.1 1 PLC ±0.1 2 PLC ±0.1 3 PLC ±0.1 4 PLC ±0.1 ANGLES ±1°		PRODUCT SPEC: 108-2364	SIZE: A1
MATERIAL: FINISH:		APPLICATION SPEC: 114-13120	RESTRICTED TO: -
		WEIGHT: -	SCALE: 1:1
		Customer Drawing	SHEET 2 OF 2 REV C