



Chipsmall Limited consists of a professional team with an average of over 10 year of expertise in the distribution of electronic components. Based in Hongkong, we have already established firm and mutual-benefit business relationships with customers from,Europe,America and south Asia,supplying obsolete and hard-to-find components to meet their specific needs.

With the principle of “Quality Parts,Customers Priority,Honest Operation,and Considerate Service”,our business mainly focus on the distribution of electronic components. Line cards we deal with include Microchip,ALPS,ROHM,Xilinx,Pulse,ON,Everlight and Freescale. Main products comprise IC,Modules,Potentiometer,IC Socket,Relay,Connector.Our parts cover such applications as commercial,industrial, and automotives areas.

We are looking forward to setting up business relationship with you and hope to provide you with the best service and solution. Let us make a better world for our industry!



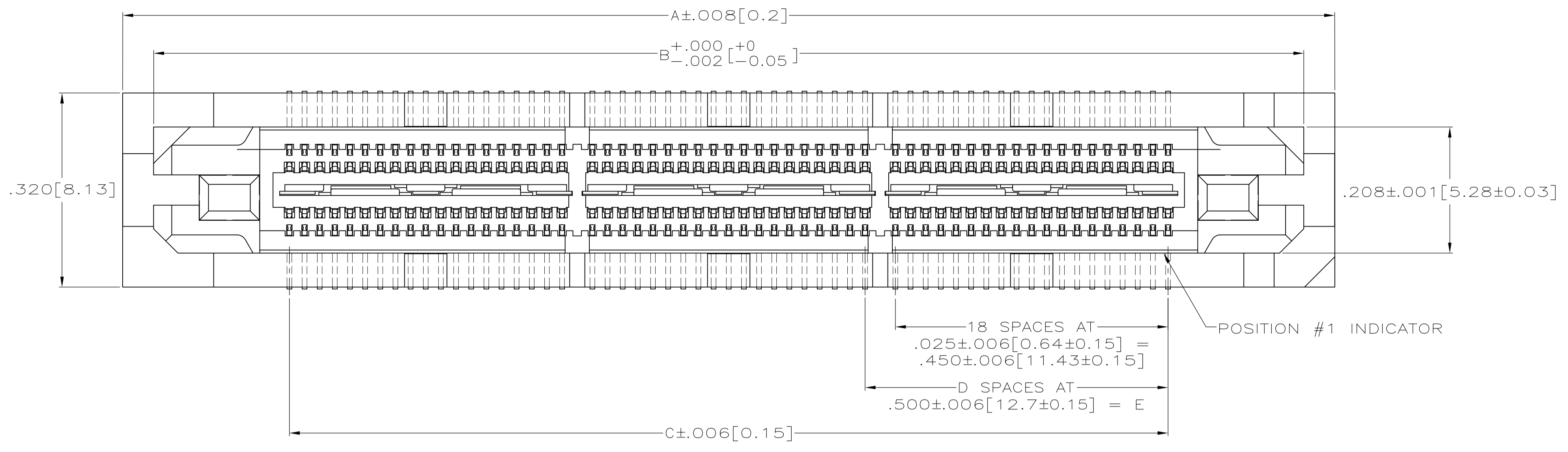
Contact us

Tel: +86-755-8981 8866 Fax: +86-755-8427 6832

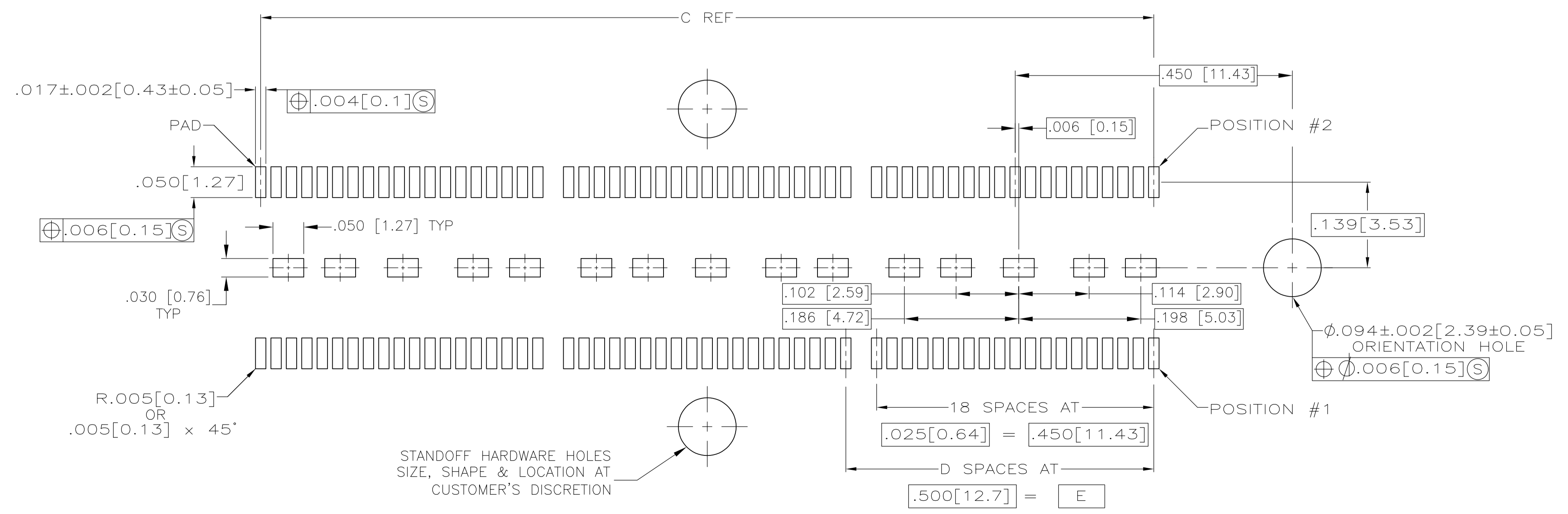
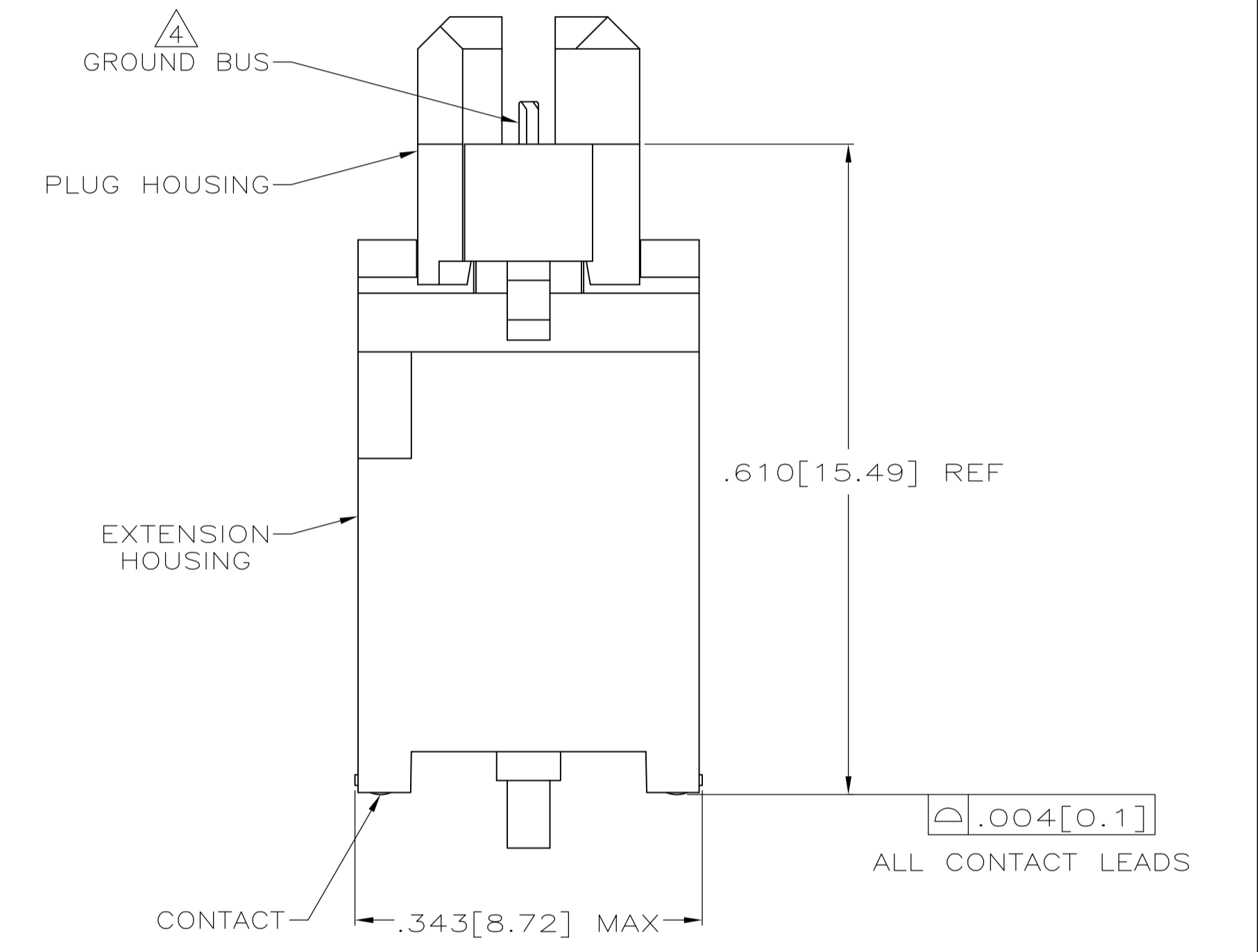
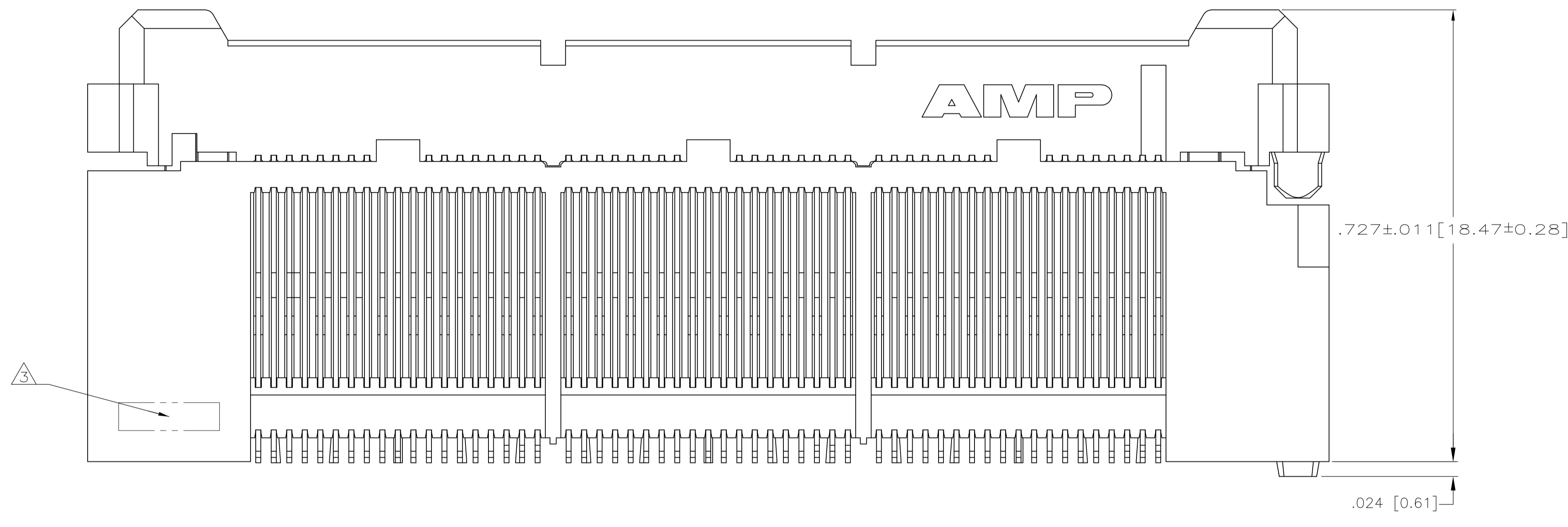
Email & Skype: info@chipsmall.com Web: www.chipsmall.com

Address: A1208, Overseas Decoration Building, #122 Zhenhua RD., Futian, Shenzhen, China





- 1 HOUSINGS: LIQUID CRYSTAL POLYMER, COLOR BLACK.
CONTACTS: HIGH RELIABILITY COPPER ALLOY.
GROUND BUSES: BRASS, UNS C26000.
- 2 CONTACTS & GROUND BUSES: .000030 [0.00076] MIN GOLD PER ASTM 6488 ON CONTACT AREA, .000150-.000250 [0.00381-0.00635] MATTE TIN PER ASTM 8545 ON LEADS ALL OVER .000070-.000175 [0.00177-0.00445] MATTE NICKEL PER SAE AMS-QQ-N-290.
- 3 DATE CODE MARKED IN AREA INDICATED ON SAME SIDE AS POSITION #1.
- 4 ONE GROUND BUS WITH 5 TAILS PER EACH MODULE.
- 5 THIS ASSEMBLY HAS A VACUM PICK-UP COVER PLACED ON CENTER OF HOUSING AND IS PACKAGED IN EXTRUDED TUBES.



5	.500 [12.7]	1	.950 [24.13]	1.398 [35.51]	1.500 [38.1]	76	1-2007211-6
	3.000 [76.2]	6	3.450 [87.63]	3.898 [99.00]	4.000 [101.6]	266	2007211-7
5	2.500 [63.5]	5	2.950 [74.93]	3.398 [86.31]	3.500 [88.9]	228	2007211-6
	2.000 [50.8]	4	2.450 [62.23]	2.898 [73.61]	3.000 [76.2]	190	2007211-5
	1.500 [38.1]	3	1.950 [49.53]	2.398 [60.91]	2.500 [63.5]	152	2007211-4
	1.000 [25.4]	2	1.450 [36.83]	1.898 [48.21]	2.000 [50.8]	114	2007211-3
5	.500 [12.7]	1	.950 [24.13]	1.398 [35.51]	1.500 [38.1]	76	2007211-2
	.000 [0]	0	.450 [11.43]	.898 [22.81]	1.000 [25.4]	38	2007211-1
	E	D	C	B	A	NO OF POS	PART NUMBER

RECOMMENDED PC BOARD LAYOUT (VIEWED FROM CONNECTOR SIDE)

THIS DRAWING IS A CONTROLLED DOCUMENT.

DIMENSIONS: INCHES	TOLERANCES UNLESS OTHERWISE SPECIFIED:	DIN B. CARDO 19JUN2007	APVD D. DIXON 19JUN2007	NAME
ϕ	0. PLC ± -			PLUG ASSEMBLY, .738 [18.75] VERTICAL, .025 [0.64] CENTER LINE, MICTOR
ϕ	1. PLC ± -			108-1422
ϕ	2. PLC ± -			APPLICATION SPEC
ϕ	3. PLC ± .005(0.13)			114-11004
ϕ	4. PLC ± -			SIZE CASE CODE DRAWING NO
ϕ	ANGLES ± -			A1 00779 C=2007211
MATERIAL	FINISH	WEIGHT		RESTRICTED TO
1	2			CUSTOMER DRAWING SCALE 8:1 SHEET 1 OF 1 REV A2

STE TE Connectivity