



Chipsmall Limited consists of a professional team with an average of over 10 year of expertise in the distribution of electronic components. Based in Hongkong, we have already established firm and mutual-benefit business relationships with customers from,Europe,America and south Asia,supplying obsolete and hard-to-find components to meet their specific needs.

With the principle of “Quality Parts,Customers Priority,Honest Operation,and Considerate Service”,our business mainly focus on the distribution of electronic components. Line cards we deal with include Microchip,ALPS,ROHM,Xilinx,Pulse,ON,Everlight and Freescale. Main products comprise IC,Modules,Potentiometer,IC Socket,Relay,Connector.Our parts cover such applications as commercial,industrial, and automotives areas.

We are looking forward to setting up business relationship with you and hope to provide you with the best service and solution. Let us make a better world for our industry!



## Contact us

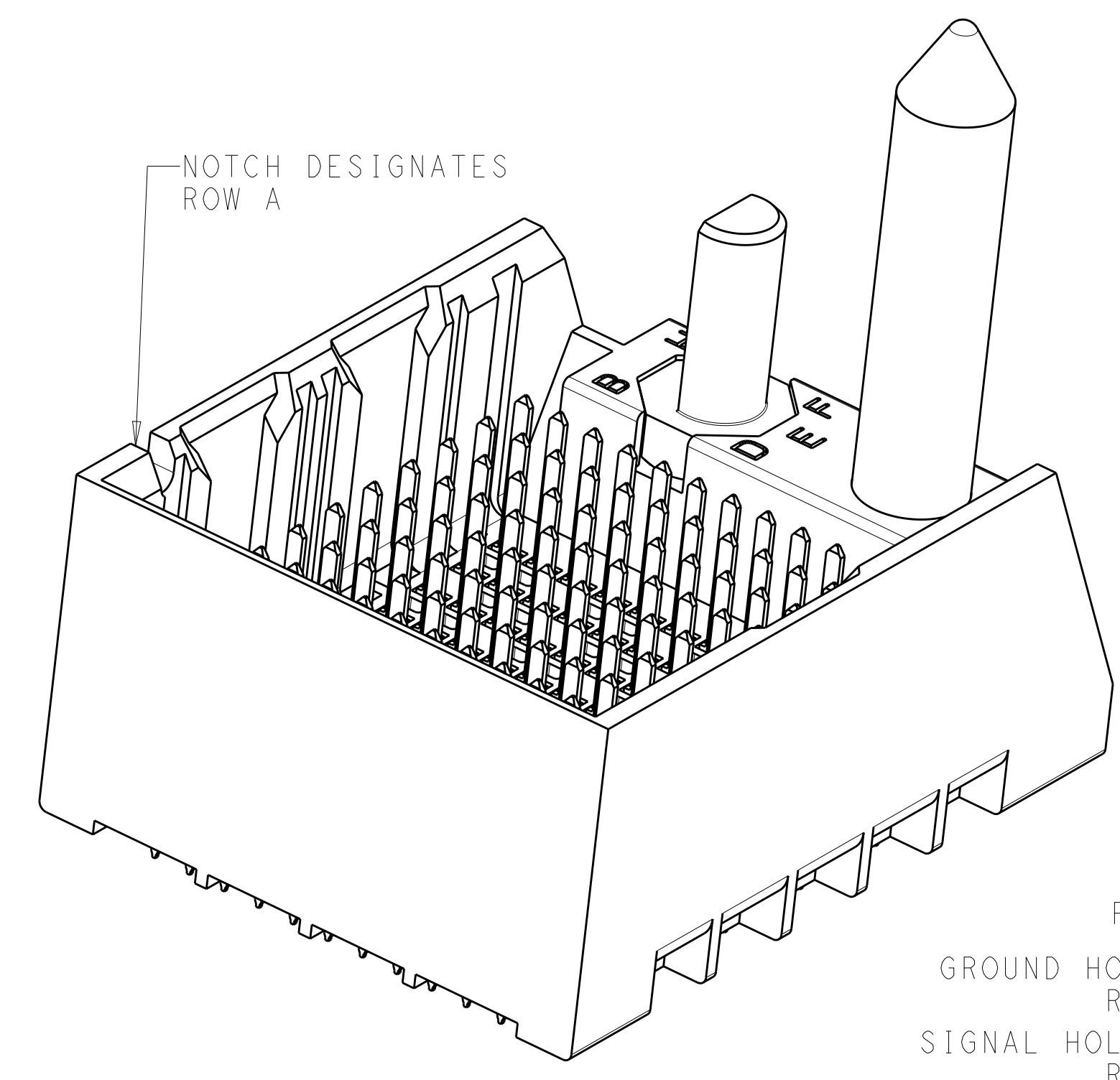
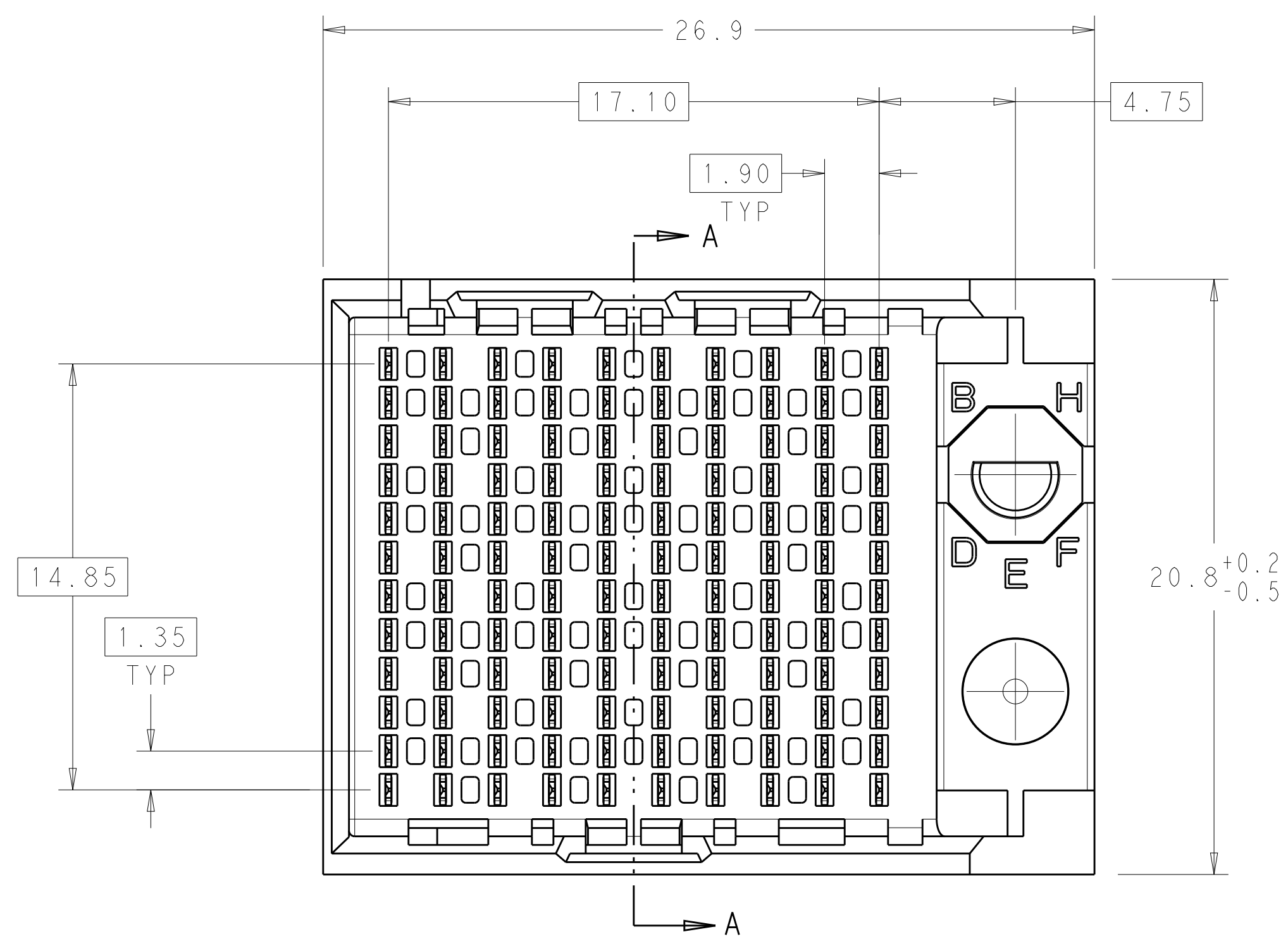
Tel: +86-755-8981 8866 Fax: +86-755-8427 6832

Email & Skype: info@chipsmall.com Web: www.chipsmall.com

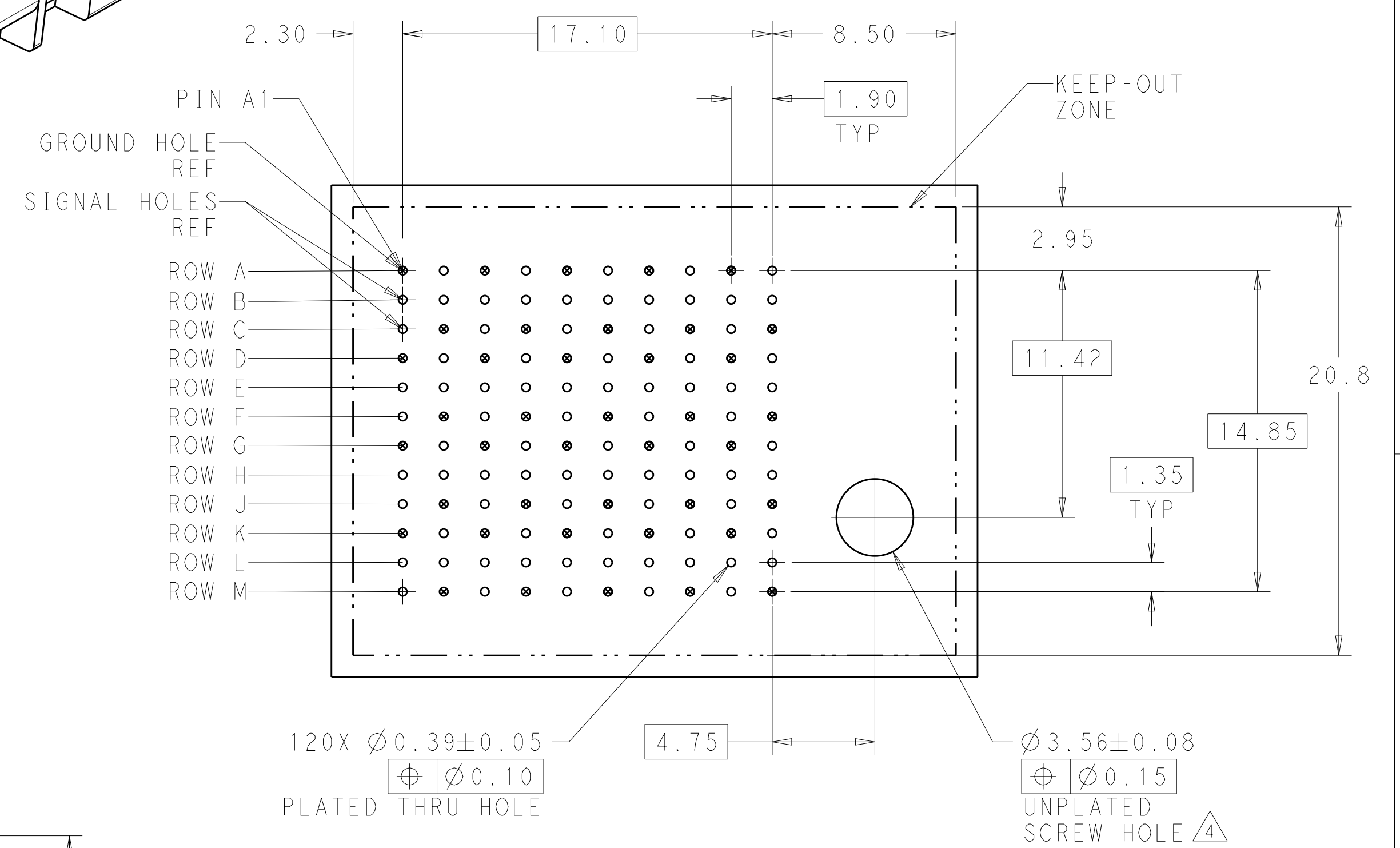
Address: A1208, Overseas Decoration Building, #122 Zhenhua RD., Futian, Shenzhen, China



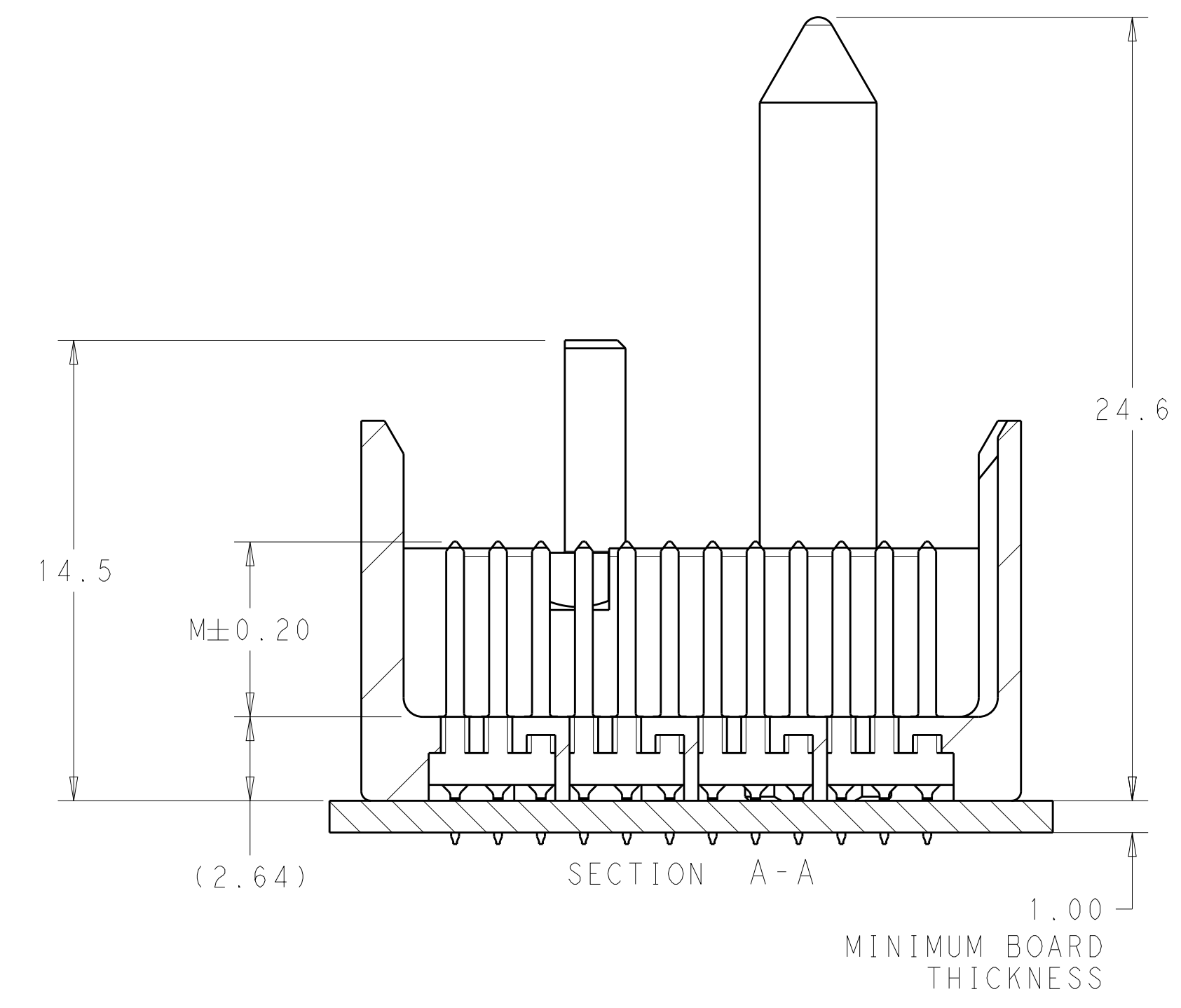
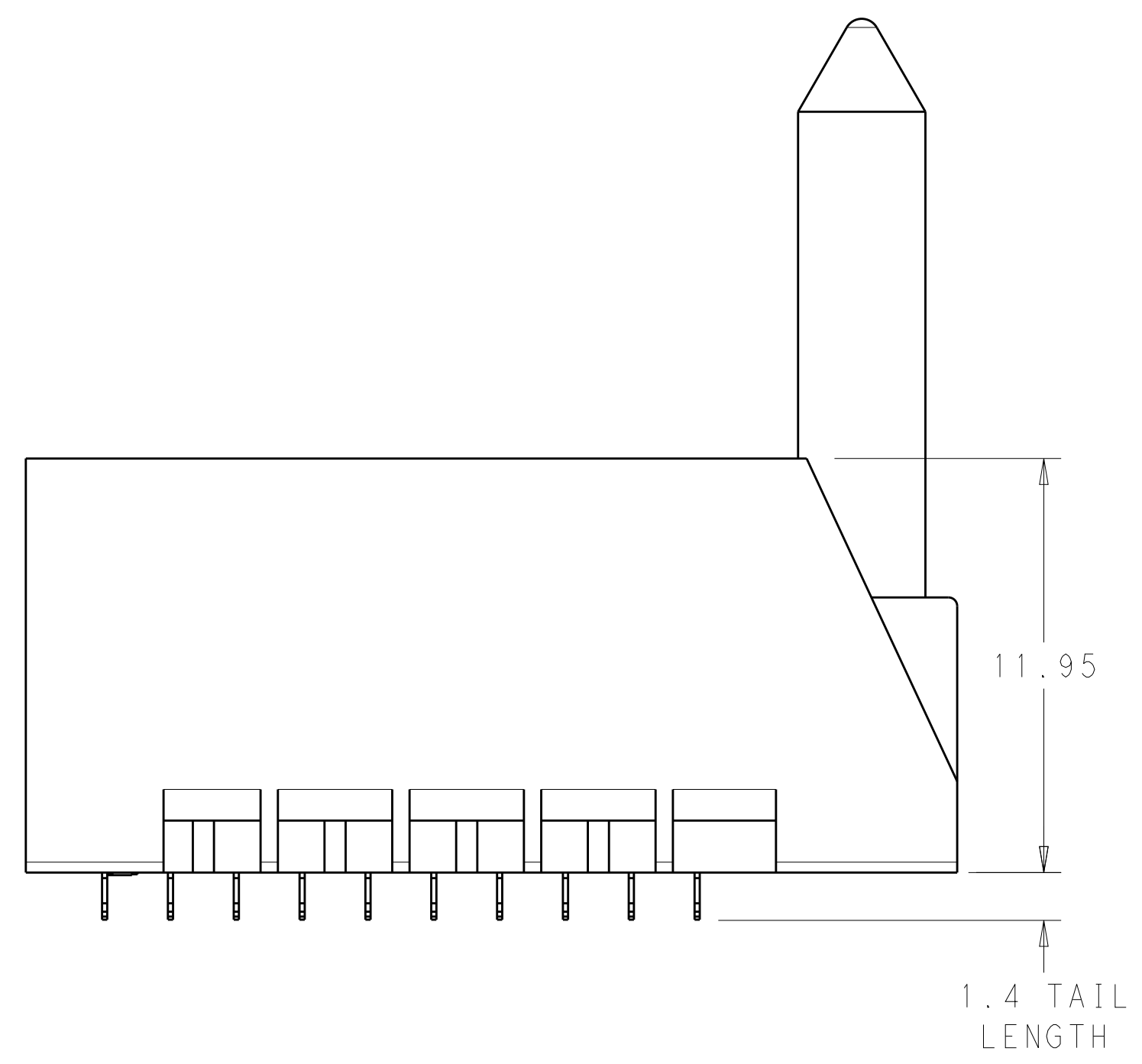
REVISIONS				
REV	LTN	DESCRIPTION	DATE	APVD
C1		REV PER ECO-15-001494	04FEB2015	AP DD



- 1 MATERIAL:  
HOUSING: LCP, GLASS FILLED, UL94V-0.  
TERMINALS: HIGH PERFORMANCE COPPER ALLOY.
- 2 FINISH:  
30µ" MIN GOLD IN CONTACT AREA. SELECTIVE TIN ON PCB TAILS, NICKEL OVERALL.
- 3. SCREWS PACKAGED IN END OF PACKAGING TUBE.
- 4 FOR GROUNDED GUIDE PIN USE  $\varnothing 3.56 \pm 0.08$  PTH,  $\varnothing 3.66$  DRILL, AND  $\varnothing 6.5$  PAD.
- 5. KEYING PIN SHOWN IN POSITION A, SEE KEYING CHART ON SHEET 2 FOR OTHER POSITIONS.

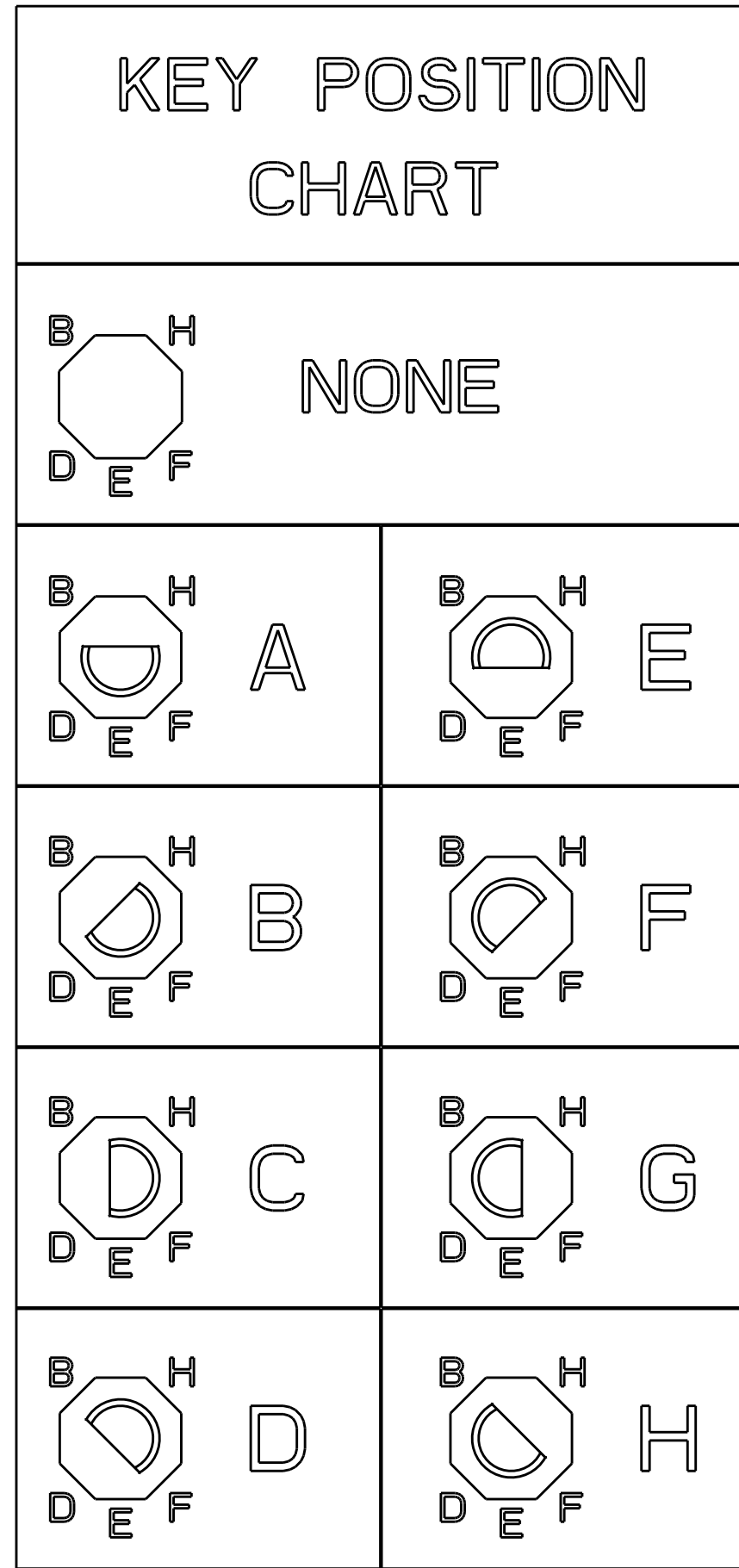


RIGHT GUIDED BACKPLANE HOLE PATTERN (CONNECTOR SIDE)



THIS DRAWING IS A CONTROLLED DOCUMENT.		OWN J. K. SHOBER 13JAN2011	TE Connectivity
DIMENSIONS: mm		CHK J. EARY 13JAN2011	
TOLERANCES UNLESS OTHERWISE SPECIFIED:		APVD J. EARY 13JAN2011	NAME
0 PLC	±	PRODUCT SPEC	IMPACT, 4 PAIR, 10 COLUMN, HEADER
1 PLC	±0.25	APPLICATION SPEC	RIGHT GUIDED, LEFT END WALL
2 PLC	±0.13	WEIGHT	SIGNAL MODULE, 0.36 PTH
3 PLC	±	CUSTOMER DRAWING	SIZE CAGE CODE DRAWING NO RESTRICTED TO
4 PLC	±	SCALE 6:1	A100779C=2007815
ANGLES	±	SHEET 1 OF 2	REV C1

REVISIONS				
P.	LTN	DESCRIPTION	DATE	OWN APVD
-	-	SEE SHEET 1	-	-



	H	5.5	8-2007815-3
	H	4.9	8-2007815-2
	H	4.5	8-2007815-1
	G	5.5	7-2007815-3
	G	4.9	7-2007815-2
	G	4.5	7-2007815-1
	F	5.5	6-2007815-3
	F	4.9	6-2007815-2
	F	4.5	6-2007815-1
	E	5.5	5-2007815-3
	E	4.9	5-2007815-2
	E	4.5	5-2007815-1
	D	5.5	4-2007815-3
	D	4.9	4-2007815-2
	D	4.5	4-2007815-1
	C	5.5	3-2007815-3
	C	4.9	3-2007815-2
	C	4.5	3-2007815-1
	B	5.5	2-2007815-3
	B	4.9	2-2007815-2
	B	4.5	2-2007815-1
	A	5.5	1-2007815-3
	A	4.9	1-2007815-2
	A	4.5	1-2007815-1
	-	5.5	2007815-3
	-	4.9	2007815-2
	-	4.5	2007815-1
FINISH	KEY POSITION	DIM M	PART NUMBER

REFER TO WWW.TE.COM  
FOR PRODUCT AVAILABILITY

THIS DRAWING IS A CONTROLLED DOCUMENT.		OWN J. K. SHOBER 13JAN2011	<b>TE</b> Connectivity
DIMENSIONS: mm		CHK J. EARY 13JAN2011	
TOLERANCES UNLESS OTHERWISE SPECIFIED:		APVD J. EARY 13JAN2011	NAME: IMPACT, 4 PAIR, 10 COLUMN, HEADER RIGHT GUIDED, LEFT END WALL SIGNAL MODULE, 0.36 PTH SIZE: CAGE CODE DRAWING NO: A100779C=2007815 RESTRICTED TO:
0 PLC ±0.25 2 PLC ±0.13 3 PLC ± 4 PLC ± ANGLES ±		PRODUCT SPEC	
MATERIAL: FINISH: SEE TABLE		APPLICATION SPEC	
WEIGHT: CUSTOMER DRAWING		SCALE: 5:1 SHEET 2 OF 2 REV: C1	