



Chipsmall Limited consists of a professional team with an average of over 10 year of expertise in the distribution of electronic components. Based in Hongkong, we have already established firm and mutual-benefit business relationships with customers from,Europe,America and south Asia,supplying obsolete and hard-to-find components to meet their specific needs.

With the principle of “Quality Parts,Customers Priority,Honest Operation,and Considerate Service”,our business mainly focus on the distribution of electronic components. Line cards we deal with include Microchip,ALPS,ROHM,Xilinx,Pulse,ON,Everlight and Freescale. Main products comprise IC,Modules,Potentiometer,IC Socket,Relay,Connector.Our parts cover such applications as commercial,industrial, and automotives areas.

We are looking forward to setting up business relationship with you and hope to provide you with the best service and solution. Let us make a better world for our industry!



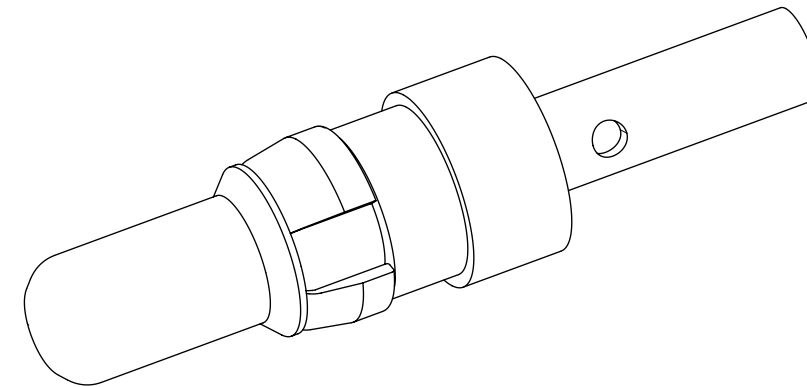
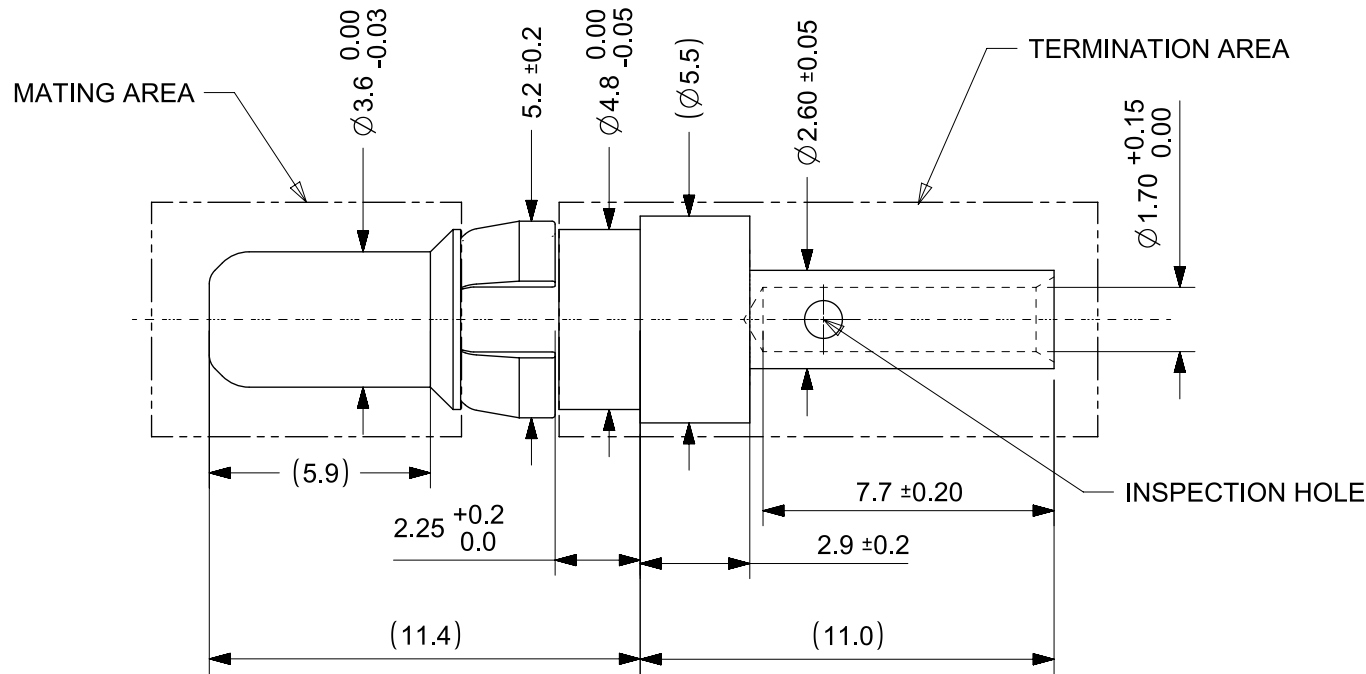
Contact us

Tel: +86-755-8981 8866 Fax: +86-755-8427 6832

Email & Skype: info@chipsmall.com Web: www.chipsmall.com

Address: A1208, Overseas Decoration Building, #122 Zhenhua RD., Futian, Shenzhen, China





NOTES:

- 1.MATERIAL: COPPER ALLOY
- 2.PLATING-
MATING AREA: 0.1µm MIN. Au over 2µm MIN. NiP
TERMINATION AREA: 0.2µm MIN. Au over 2µm MIN. Ni
- 3.PRODUCT SPECIFICATION:
CIRCULAR CONNECTOR: 2009140003 PS
INLINE CONNECTOR: 2018400030 PS
- 4.APPLICATION SPECIFICATION: 2009140003-AS (CIRCULAR CONNECTOR)
- 5.PACKAGING SPECIFICATION: 2018460001 PDD PK
- 6.MATES WITH THE TERMINAL SERIES 201846
- 7.USED WITH HOUSING SERIES 200914/201840
- 8.A)MAXIMUM ALLOWED OVERALL WIRE DIAMETER IS 6.50MM FOR SERIES 201840
B)MAXIMUM ALLOWED OVERALL WIRE DIAMETER IS 5.50MM FOR SERIES 200914
- 9.DIMENSIONS IN BRACKETS ARE REFERENCE ONLY.
- 10.CRIMPING TOOL DETAILS

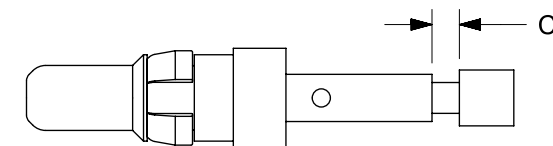
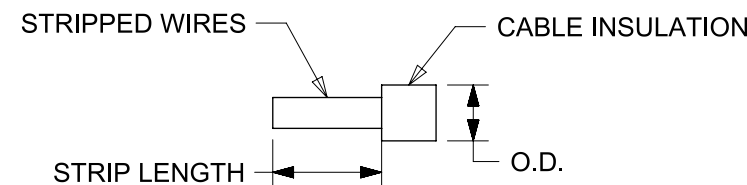
FCT TOOLS

HAND TOOL: M309
PNEUMATIC CRIMP TOOL: WA27-309
DIE: SP994
SELECTOR NUMBER:
AWG 16/ SEL. 3
AWG 18/ SEL. 2

RoHS compliant by exemption 6(c)

CRIMP DETAILS

- FOR STRIP LENGTH CONSIDER ESTABLISHED TECHNICAL CRIMP SPECIFICATION, FOR EXAMPLE IPC/WHMA-A-620.
- IN ADDITION KEEP CLEARANCE 'C' BETWEEN INSULATION AND CONTACT BARREL LESS THAN 50% OF OVERALL WIRE O.D.,WITH A RECOMMENDATION OF MAX. 1MM CLEARANCE C.
- PUSH STRIPPED WIRES INTO TERMINAL UP TO STOP.
- AFTER CRIMPING CHECK IF STRIPPED WIRES ARE VISIBLE IN INSPECTION HOLE.



THIS DRAWING CONTAINS INFORMATION THAT IS PROPRIETARY TO MOLEX ELECTRONIC TECHNOLOGIES, LLC AND SHOULD NOT BE USED WITHOUT WRITTEN PERMISSION											
QUALITY SYMBOLS		DRAWING UPDATE EC NO: 111695 DRWN: MRAMAKRISHNA CHK'D: ISHWARG REV APPR: ISHWARG	GENERAL TOLERANCES (UNLESS SPECIFIED) ANGULAR TOL ± ° 4 PLACES ± 3 PLACES ± 2 PLACES ± 0.13 1 PLACE ± 0.25 0 PLACES ± DRAFT WHERE APPLICABLE MUST REMAIN WITHIN DIMENSIONS		DIMENSION UNITS		SCALE		molex® MULTICAT MALE CRP CONTACT 10A 16-18AWG		
	= 0				MM		5:1				
	= 0				DRWN BY	DATE					
	= 0				MRAMAKRISHNA	2016/04/01					
	= 0				CHK'D BY	DATE			PRODUCT CUSTOMER DRAWING		
	= 0				MRAMAKRISHNA	2016/04/25					
	= 0				APPR BY	DATE			SERIES	MATERIAL NUMBER	CUSTOMER
	= 0				ISHWARG	2016/12/13			201845	2018450010	GENERAL MARKET
	= 0				DRAWING SIZE	THIRD ANGLE PROJECTION			DOCUMENT NUMBER	DOC TYPE	DOC PART
	= 0				A3				2018450010	PSD	000
	= 0	A1							SHEET NUMBER		
									1 OF 1		