



Chipsmall Limited consists of a professional team with an average of over 10 year of expertise in the distribution of electronic components. Based in Hongkong, we have already established firm and mutual-benefit business relationships with customers from,Europe,America and south Asia,supplying obsolete and hard-to-find components to meet their specific needs.

With the principle of “Quality Parts,Customers Priority,Honest Operation,and Considerate Service”,our business mainly focus on the distribution of electronic components. Line cards we deal with include Microchip,ALPS,ROHM,Xilinx,Pulse,ON,Everlight and Freescale. Main products comprise IC,Modules,Potentiometer,IC Socket,Relay,Connector.Our parts cover such applications as commercial,industrial, and automotives areas.

We are looking forward to setting up business relationship with you and hope to provide you with the best service and solution. Let us make a better world for our industry!



Contact us


Tel: +86-755-8981 8866 Fax: +86-755-8427 6832

Email & Skype: info@chipsmall.com Web: www.chipsmall.com

Address: A1208, Overseas Decoration Building, #122 Zhenhua RD., Futian, Shenzhen, China



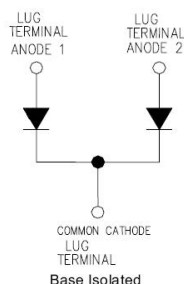
201CMQ035/201CMQ040/201CMQ045 SCHOTTKY RECTIFIER



Features

- 175°C T_J operation
- Center tap module
- High purity, high temperature epoxy encapsulation for enhanced mechanical strength and moisture resistance
- Low forward voltage drop
- High frequency operation
- Guard ring for enhanced ruggedness and long term reliability
- This is a Pb – Free Device
- All SMC parts are traceable to the wafer lot
- Additional testing can be offered upon request

Circuit Diagram



Applications

- High current switching power supply
- Plating power supply
- Free-Wheeling diodes
- Reverse battery protection
- Converters
- UPS System
- Welding

Maximum Ratings:

| Characteristics | Symbol | Condition | Max. | | Units |
|---|--------------------|---|-----------------|-----------|-------|
| Peak Repetitive Reverse Voltage | V _{RRM} | - | 35 | 201CMQ035 | V |
| Working Peak Reverse Voltage | V _{RWM} | | 40 | 201CMQ040 | |
| DC Blocking Voltage | V _R | | 45 | 201CMQ045 | |
| Average Rectified Forward Current | I _{F(AV)} | 50% duty cycle @T _C =121°C, rectangular wave form | 100(Per Leg) | | A |
| | | | 200(Per Device) | | |
| Peak One Cycle Non-Repetitive Surge Current (Per Leg) | I _{FSM} | 8.3 ms, half Sine pulse | 3840 | | A |
| Non-Repetitive Avalanche Energy(Peg Leg) | E _{AS} | T _J =25°C, I _{AS} =20A, L=0.67mH | 135 | | mJ |
| Repetitive Avalanche Current (Peg Leg) | I _{AR} | Current decaying linearly to zero in 1 µsec Frequency limited by T _J max. V _A =1.5×V _R typical | 20 | | A |

Electrical Characteristics:

| Characteristics | Symbol | Condition | Typ. | Max. | Units |
|--------------------------------|-----------------|--|--------------|--------------|-------|
| Forward Voltage Drop(Per Leg)* | V _{F1} | @ 100A, Pulse, T _J = 25 °C @ 200A, Pulse, T _J = 25 °C | 0.56 0.67 | 0.67 0.81 | V |
| | V _{F2} | @ 100A, Pulse, T _J = 125 °C @ 200A, Pulse, T _J = 125 °C | 0.50 0.60 | 0.58 0.71 | V |
| Reverse Current(Per Leg)* | I _{R1} | @V _R = rated V _R , T _J = 25 °C | 0.06 | 10 | mA |
| | I _{R2} | @V _R = rated V _R , T _J = 125 °C | 6 | 90 | mA |
| Junction Capacitance(Per leg) | C _T | @V _R = 5V, T _C = 25 °C f _{sig} = 1MHz | 4400 | 5200 | pF |
| Voltage Rate of Change | dv/dt | - | - | 10,000 | V/μs |

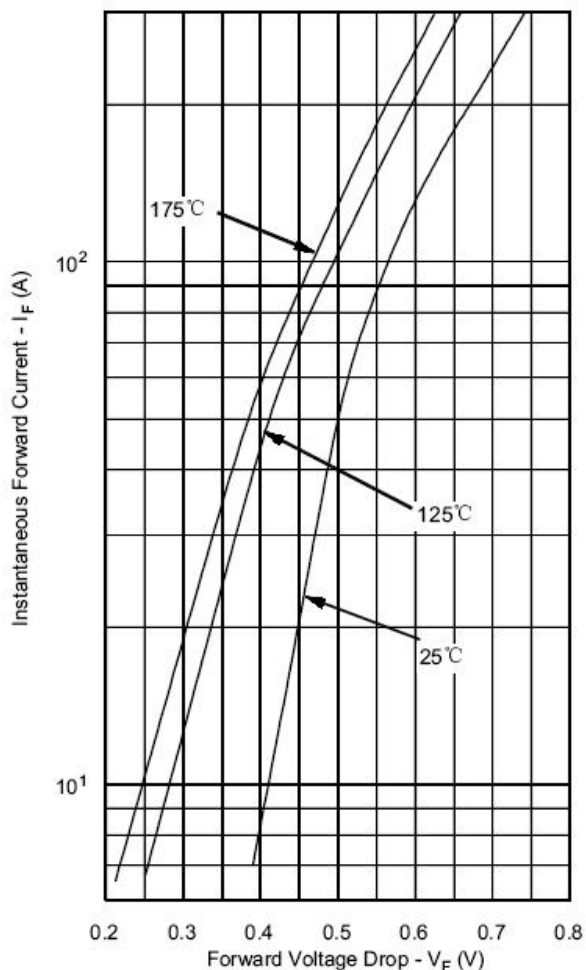
* Pulse width < 300 μs, duty cycle < 2%

Thermal-Mechanical Specifications:

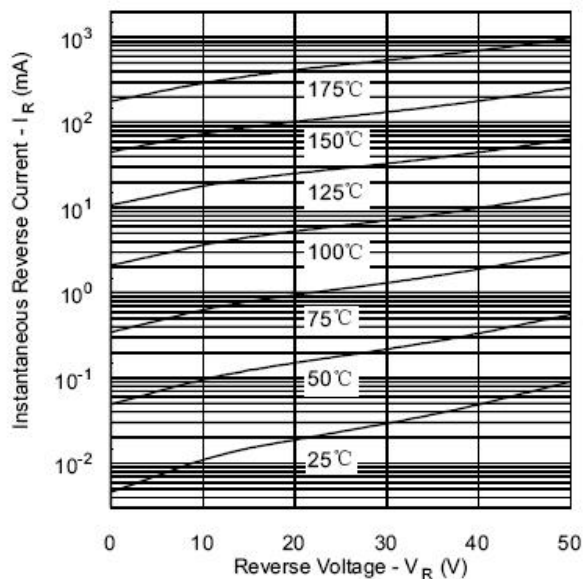
| Characteristics | Symbol | Condition | Specification | | Units |
|--|------------------|--------------------------------------|-----------------|--------------------|-------|
| Junction Temperature | T _J | - | -55 to +175 | | °C |
| Storage Temperature | T _{stg} | - | -55 to +175 | | °C |
| Typical Thermal Resistance Junction to Case(Per leg) | R _{θJC} | DC operation | 0.70 | | °C/W |
| Typical Thermal Resistance Junction to Case(Per package) | R _{θJC} | DC operation | 0.35 | | °C/W |
| Typical Thermal Resistance, case to Heat Sink | R _{θcs} | Mounting surface, smooth and greased | 0.10 | | °C/W |
| Mounting Torque | TM | - | Mounting Torque | 24(min) 35(max) | Kg-cm |
| | | | Terminal Torque | 35(min) 46(max) | |
| Approximate Weight | wt | - | 79 | | g |
| Case Style | PRM4 Isolated | | | | |

Ratings and Characteristics Curves

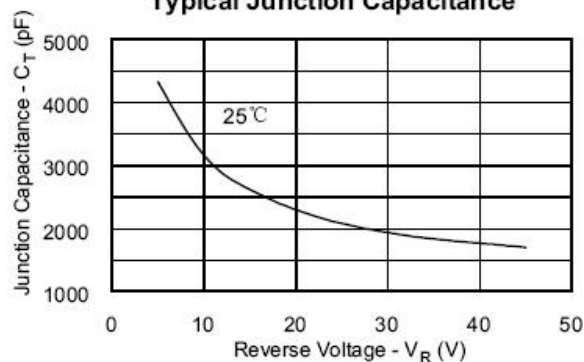
Typical Forward Characteristics



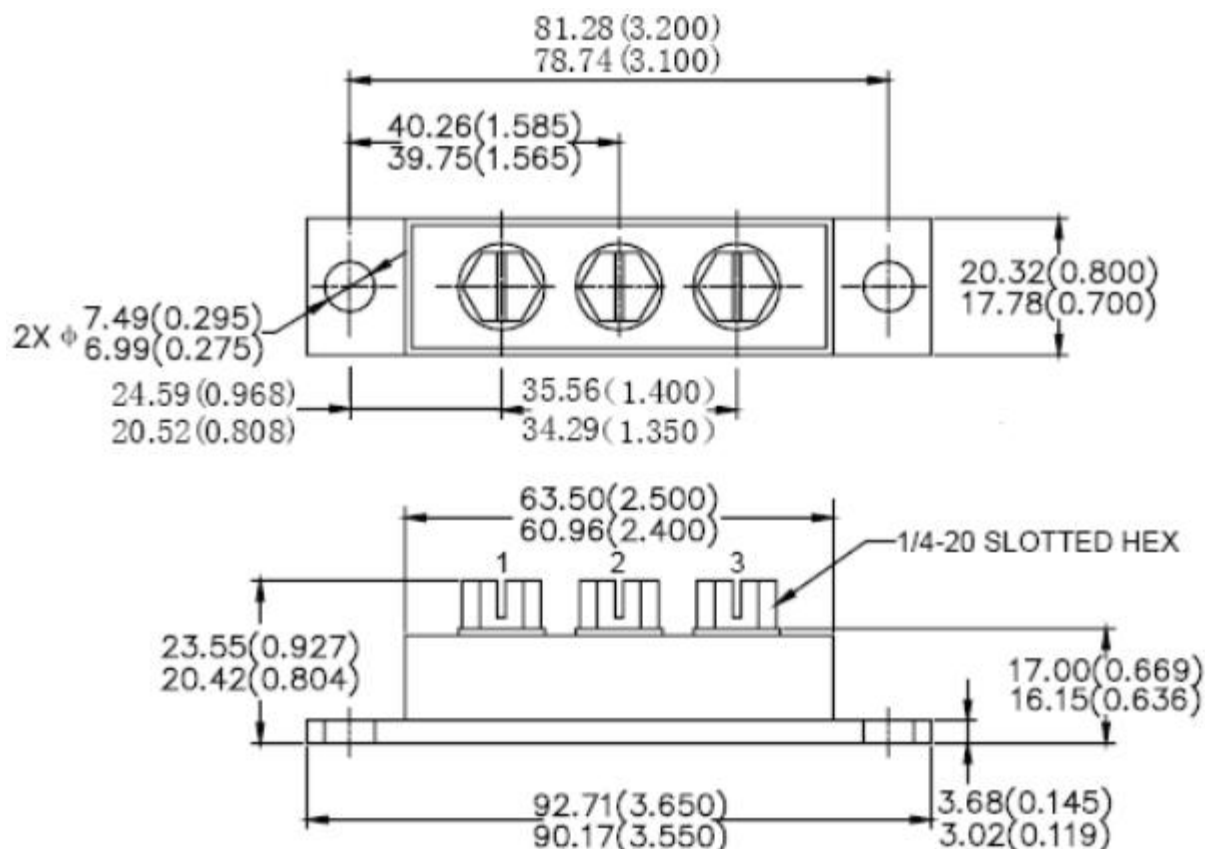
Typical Reverse Characteristics



Typical Junction Capacitance

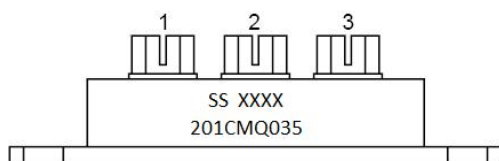


Mechanical Dimensions PRM4 Isolated (Millimeters/Inches)



Please Note: Anode 1 = Terminal 1; Anode 2 = Terminal 3; Common Cathode = Terminal 2
Suffix R Denotes for Reversed Polarity.

Marking Diagram



Where XXXX is YYWW

201CMQ035 = Part name
SS = SS
YY = Year
WW = Week

Cautions: Molding resin
Epoxy resin UL:94V-0

Ordering Information

| Device | Package | Shipping |
|---------------|----------------------------|-----------|
| 201CMQ SERIES | PRM4 Isolated (Pb-Free) | 9 pcs/box |

For information on tape and reel specifications, including part orientation and tape sizes, please refer to our tape and reel packaging specification.

DISCLAIMER:

- 1- The information given herein, including the specifications and dimensions, is subject to change without prior notice to improve product characteristics. Before ordering, purchasers are advised to contact the SMC - Sangdest Microelectronics (Nanjing) Co., Ltd sales department for the latest version of the datasheet(s).
- 2- In cases where extremely high reliability is required (such as use in nuclear power control, aerospace and aviation, traffic equipment, medical equipment, and safety equipment), safety should be ensured by using semiconductor devices that feature assured safety or by means of users' fail-safe precautions or other arrangement.
- 3- In no event shall SMC - Sangdest Microelectronics (Nanjing) Co., Ltd be liable for any damages that may result from an accident or any other cause during operation of the user's units according to the datasheet(s). SMC - Sangdest Microelectronics (Nanjing) Co., Ltd assumes no responsibility for any intellectual property claims or any other problems that may result from applications of information, products or circuits described in the datasheets.
- 4- In no event shall SMC - Sangdest Microelectronics (Nanjing) Co., Ltd be liable for any failure in a semiconductor device or any secondary damage resulting from use at a value exceeding the absolute maximum rating.
- 5- No license is granted by the datasheet(s) under any patents or other rights of any third party or SMC - Sangdest Microelectronics (Nanjing) Co., Ltd.
- 6- The datasheet(s) may not be reproduced or duplicated, in any form, in whole or part, without the expressed written permission of SMC - Sangdest Microelectronics (Nanjing) Co., Ltd.
- 7- The products (technologies) described in the datasheet(s) are not to be provided to any party whose purpose in their application will hinder maintenance of international peace and safety nor are they to be applied to that purpose by their direct purchasers or any third party. When exporting these products (technologies), the necessary procedures are to be taken in accordance with related laws and regulations..