



Chipsmall Limited consists of a professional team with an average of over 10 year of expertise in the distribution of electronic components. Based in Hongkong, we have already established firm and mutual-benefit business relationships with customers from,Europe,America and south Asia,supplying obsolete and hard-to-find components to meet their specific needs.

With the principle of “Quality Parts,Customers Priority,Honest Operation,and Considerate Service”,our business mainly focus on the distribution of electronic components. Line cards we deal with include Microchip,ALPS,ROHM,Xilinx,Pulse,ON,Everlight and Freescale. Main products comprise IC,Modules,Potentiometer,IC Socket,Relay,Connector.Our parts cover such applications as commercial,industrial, and automotives areas.

We are looking forward to setting up business relationship with you and hope to provide you with the best service and solution. Let us make a better world for our industry!



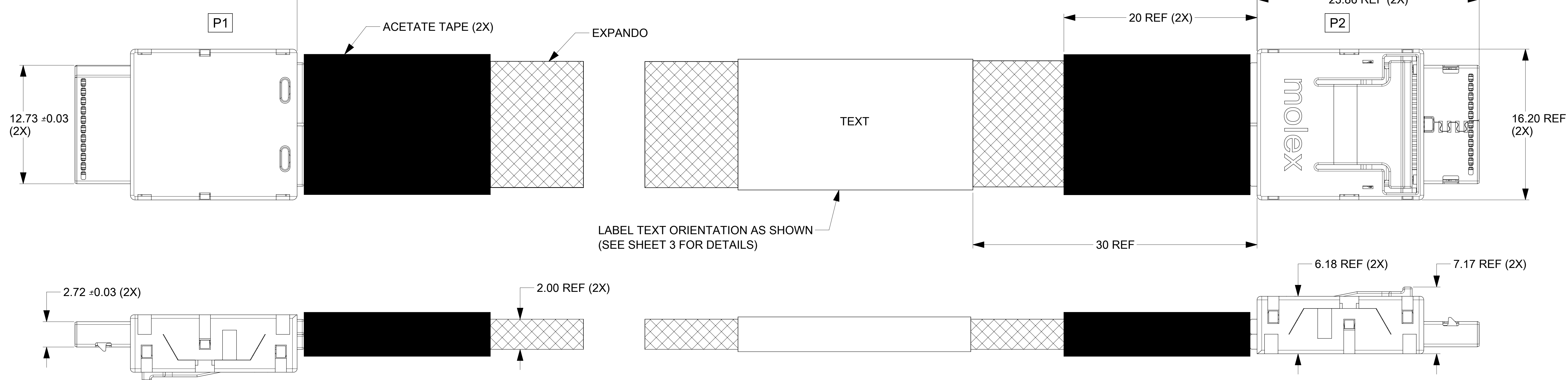
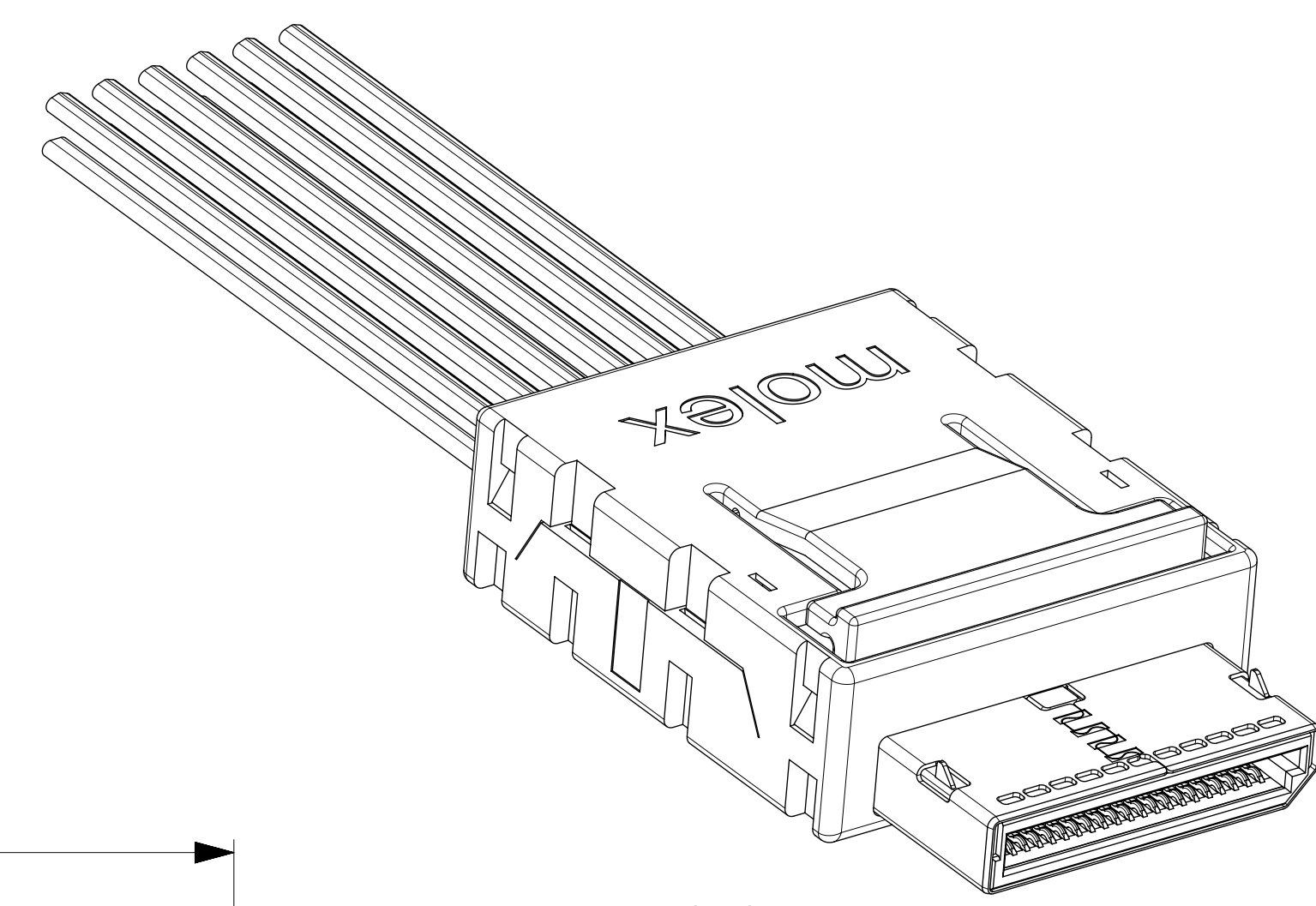
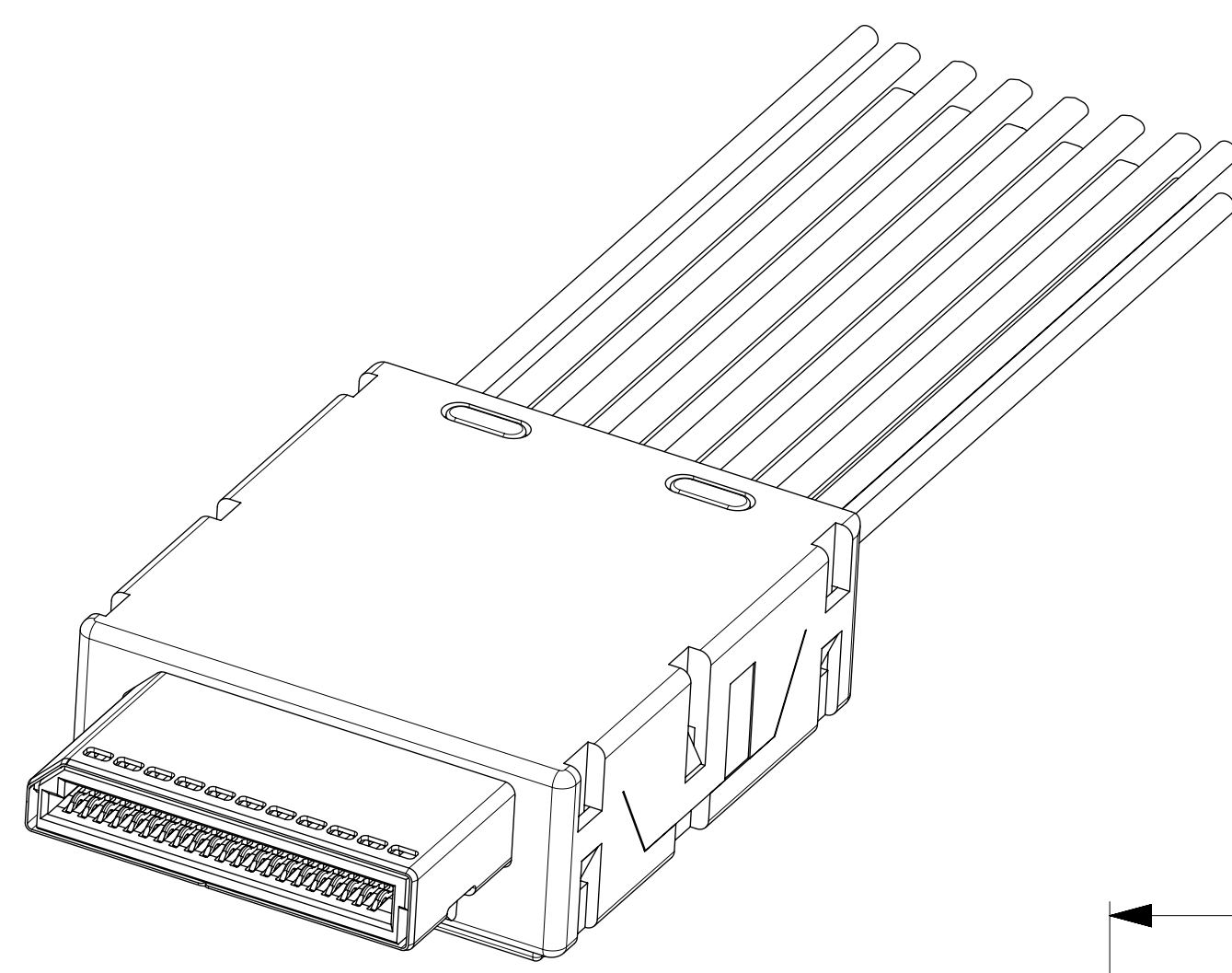
## Contact us

Tel: +86-755-8981 8866 Fax: +86-755-8427 6832

Email & Skype: info@chipsmall.com Web: www.chipsmall.com

Address: A1208, Overseas Decoration Building, #122 Zhenhua RD., Futian, Shenzhen, China





| MOLEX P/N  | LENGTH | TOLERANCE | TWINAX CABLE |     | MECHANICAL SPECIFICATION | ELECTRICAL SPECIFICATION                  | PINOUT TABLE |
|------------|--------|-----------|--------------|-----|--------------------------|---|--------------|
|            |        |           | IMPEDANCE    | AWG |                          |   |              |
| 2021431000 | 300mm  | ±10mm     | 85 Ohms      | 34  | SFF-8611                 | PCI EXPRESS OCuLink SPECIFICATION REV 1.0 | A            |
| 2021431001 | 500mm  | ±10mm     | 85 Ohms      | 34  | SFF-8611                 | PCI EXPRESS OCuLink SPECIFICATION REV 1.0 | A            |
| 2021431002 | 700mm  | ±10mm     | 85 Ohms      | 34  | SFF-8611                 | PCI EXPRESS OCuLink SPECIFICATION REV 1.0 | A            |
| 2021431003 | 1000mm | ±10mm     | 85 Ohms      | 34  | SFF-8611                 | PCI EXPRESS OCuLink SPECIFICATION REV 1.0 | A            |
| 2021431050 | 300mm  | ±10mm     | 85 Ohms      | 34  | SFF-8611                 | PCI EXPRESS OCuLink SPECIFICATION REV 1.0 | B            |
| 2021431051 | 500mm  | ±10mm     | 85 Ohms      | 34  | SFF-8611                 | PCI EXPRESS OCuLink SPECIFICATION REV 1.0 | B            |
| 2021431052 | 700mm  | ±10mm     | 85 Ohms      | 34  | SFF-8611                 | PCI EXPRESS OCuLink SPECIFICATION REV 1.0 | B            |
| 2021431053 | 1000mm | ±10mm     | 85 Ohms      | 34  | SFF-8611                 | PCI EXPRESS OCuLink SPECIFICATION REV 1.0 | B            |

- NOTES:
- MATERIALS:
    - BACKSHELLS - GLASS FILLED LCP, UL94-V0  
COLOR: BLACK
    - LATCHING - STAINLESS STEEL
    - CABLE - TWIN-AX SHIELD: ALUMINIZED POLYESTER FOIL
    - SIGNAL PAIR: SOLID SILVER PLATED COPPER
    - DRAIN: SOLID TINNED COPPER
    - CONFORMS TO VW1
    - PCB - HALOGEN FREE
  - PLUG MATES TO RIGHT-ANGLE AND VERTICAL RECEPTACLE SERIES 173162.
  - RoHS COMPLIANT. NO EXCEPTIONS.
  - MINIMAL GAP FROM TAPE TO BACKSHELL IS ACCEPTABLE

THIS DRAWING CONTAINS INFORMATION THAT IS PROPRIETARY TO MOLEX ELECTRONIC TECHNOLOGIES, LLC AND SHOULD NOT BE USED WITHOUT WRITTEN PERMISSION

|                 |  |   |  |   |   |   |
|-----------------|--|---|--|---|---|---|
| QUALITY SYMBOLS | F = 0<br>E = 0<br>D = 0<br>C = 0<br>B = 0<br>A = 0<br>Z = 0<br>Y = 0<br>X = 0<br>W = 0<br>V = 0<br>U = 0<br>T = 0<br>S = 0<br>R = 0<br>Q = 0<br>P = 0<br>O = 0<br>N = 0<br>M = 0<br>L = 0<br>K = 0<br>J = 0<br>I = 0<br>H = 0<br>G = 0<br>F = 0<br>E = 0<br>D = 0<br>C = 0<br>B = 0<br>A = 0 | EC NO: 169582<br>DRWN: KBASAPPAKORA<br>CHKD: KBASAPPAKORA<br>REV: APPR: RHSJL01 | 2017/12/14<br>2017/12/14<br>2017/12/15 | GENERAL TOLERANCES (UNLESS SPECIFIED)<br>ANGULAR TOL ± °<br>4 PLACES ±<br>3 PLACES ±<br>2 PLACES ±<br>1 PLACE ±<br>0 PLACES ±<br>DRAFT WHERE APPLICABLE MUST REMAIN WITHIN DIMENSIONS | DIMENSION UNITS: mm<br>SCALE: 1:1<br>DRWN BY: JWALLACE01<br>DATE: 2016/08/26<br>CHKD BY: MSTRACK<br>DATE: 2016/09/15<br>APPR BY: JCDEMPSEY<br>DATE: 2016/09/23<br>DRAWING SIZE: D<br>THIRD ANGLE PROJECTION | <p>NPIO 4X W/SB STRAIGHT TO STRAIGHT</p> <p>PRODUCT CUSTOMER DRAWING</p> <p>SERIES: 202143<br/>         MATERIAL NUMBER: SEE P/N TABLE<br/>         CUSTOMER: GENERAL MARKET</p> <p>DOCUMENT NUMBER: 2021431000<br/>         DOC TYPE: PSD<br/>         DOC PART: 000<br/>         SHEET NUMBER: 1 OF 3</p> |
|-----------------|--|---|--|---|---|---|

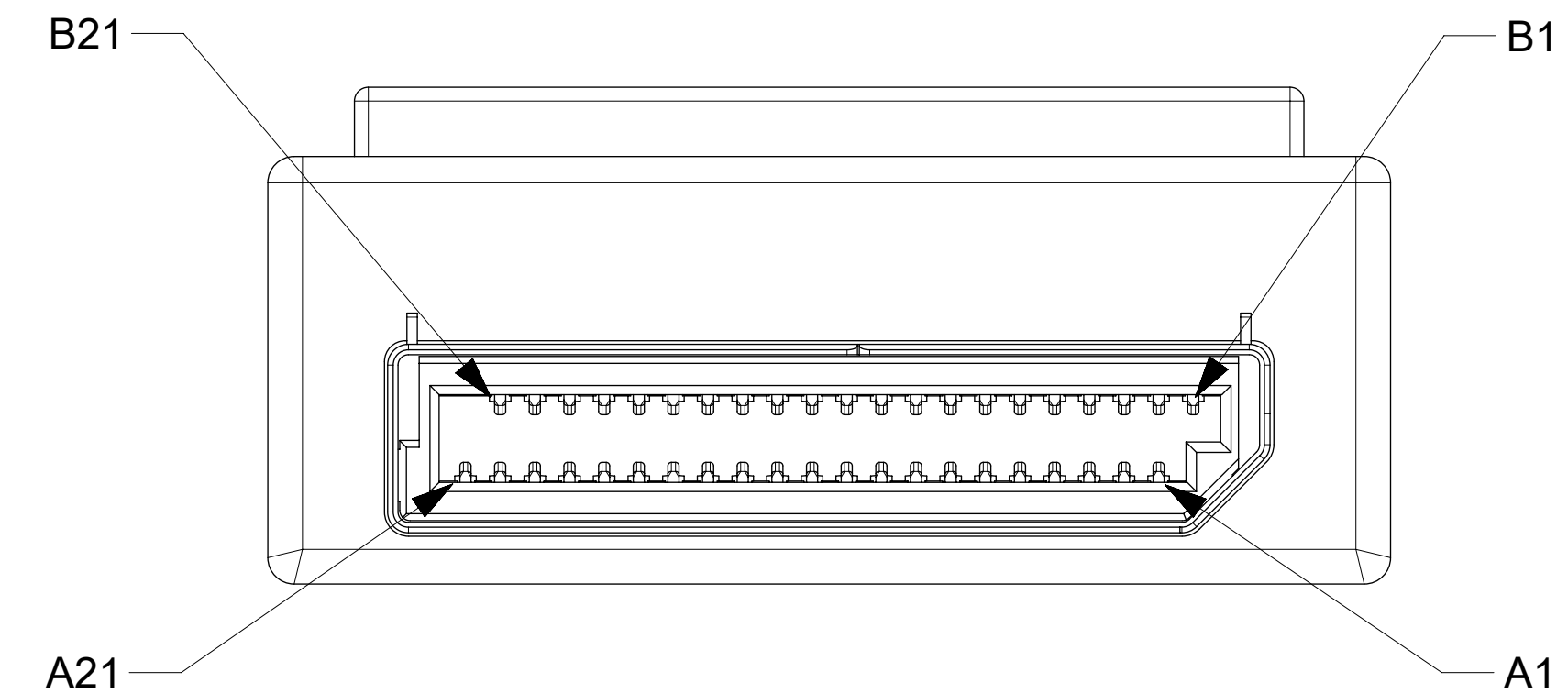
PINOUT TABLE A

| P1    |              | SIGNAL TYPE | WIRE ID  | AWG | P2    |              |
|-------|--------------|-------------|----------|-----|-------|--------------|
| PIN # | DESCRIPTION  |             |          |     | PIN # | DESCRIPTION  |
| A1    | NO CONNECT   | NC          | NO WIRE  |     | B1    | NO CONNECT   |
| A2    | GROUND       | ----        | TWINAX1  | 34  | B2    | GROUND       |
| A3    | PERp0        | <---        | TWINAX1  | 34  | B3    | PETp0        |
| A4    | PERn0        | <---        | TWINAX1  | 34  | B4    | PETn0        |
| A5    | GROUND       | ----        | TWINAX2  | 34  | B5    | GROUND       |
| A6    | PERp1        | <---        | TWINAX2  | 34  | B6    | PETp1        |
| A7    | PERn1        | <---        | TWINAX2  | 34  | B7    | PETn1        |
| A8    | GROUND       | ----        | TWINAX3  | 34  | B8    | GROUND       |
| A9    | BP_TYPE      | <---        | TWINAX3  | 34  | B9    | BP_TYPE      |
| A10   | CWAKE#       | <---        | TWINAX3  | 34  | B10   | CWAKE#       |
| A11   | GROUND       | NC          | NO WIRE  |     | B11   | GROUND       |
| A12   | VSP+         | <---        | TWINAX4  | 34  | B12   | VSP+         |
| A13   | VSP-         | <---        | TWINAX4  | 34  | B13   | VSP-         |
| A14   | GROUND       | ----        | TWINAX4  | 34  | B14   | GROUND       |
| A15   | PERp2        | <---        | TWINAX5  | 34  | B15   | PETp2        |
| A16   | PERn2        | <---        | TWINAX5  | 34  | B16   | PETn2        |
| A17   | GROUND       | ----        | TWINAX5  | 34  | B17   | GROUND       |
| A18   | PERp3        | <---        | TWINAX6  | 34  | B18   | PETp3        |
| A19   | PERn3        | <---        | TWINAX6  | 34  | B19   | PETn3        |
| A20   | GROUND       | ----        | TWINAX6  | 34  | B20   | GROUND       |
| A21   | NO CONNECT   | NC          | NO WIRE  |     | B21   | NO CONNECT   |
| B1    | NO CONNECT   | NC          | NO WIRE  |     | A1    | NO CONNECT   |
| B2    | GROUND       | ----        | TWINAX7  | 34  | A2    | GROUND       |
| B3    | PETp0        | ---         | TWINAX7  | 34  | A3    | PERp0        |
| B4    | PETn0        | ---         | TWINAX7  | 34  | A4    | PERn0        |
| B5    | GROUND       | ----        | TWINAX8  | 34  | A5    | GROUND       |
| B6    | PETp1        | ---         | TWINAX8  | 34  | A6    | PERp1        |
| B7    | PETn1        | ---         | TWINAX8  | 34  | A7    | PERn1        |
| B8    | GROUND       | ----        | TWINAX9  | 34  | A8    | GROUND       |
| B9    | 2-WIRE CLOCK | ---         | TWINAX9  | 34  | A9    | 2-WIRE CLOCK |
| B10   | 2-WIRE DATA  | ---         | TWINAX9  | 34  | A10   | 2-WIRE DATA  |
| B11   | GROUND       | NC          | NO WIRE  |     | A11   | GROUND       |
| B12   | PERST#       | ---         | TWINAX10 | 34  | A12   | PERST#       |
| B13   | CPRSNT#      | ---         | TWINAX10 | 34  | A13   | CPRSNT#      |
| B14   | GROUND       | ----        | TWINAX10 | 34  | A14   | GROUND       |
| B15   | PETp2        | ---         | TWINAX11 | 34  | A15   | PERp2        |
| B16   | PETn2        | ---         | TWINAX11 | 34  | A16   | PERn2        |
| B17   | GROUND       | ----        | TWINAX11 | 34  | A17   | GROUND       |
| B18   | PETp3        | ---         | TWINAX12 | 34  | A18   | PERp3        |
| B19   | PETn3        | ---         | TWINAX12 | 34  | A19   | PERn3        |
| B20   | GROUND       | ----        | TWINAX12 | 34  | A20   | GROUND       |
| B21   | NO CONNECT   | NC          | NO WIRE  |     | A21   | NO CONNECT   |

PINOUT TABLE B

| P1    |              | SIGNAL TYPE | WIRE ID  | AWG      | P2    |              |
|-------|--------------|-------------|----------|----------|-------|--------------|
| PIN # | DESCRIPTION  |             |          |          | PIN # | DESCRIPTION  |
| A1    | A1           | <-->        | DISCRETE | 30       | B1    | B1           |
| A2    | GROUND       | ----        | TWINAX1  | 34       | B2    | GROUND       |
| A3    | PERp0        | <---        | TWINAX1  | 34       | B3    | PETp0        |
| A4    | PERn0        | <---        | TWINAX1  | 34       | B4    | PETn0        |
| A5    | GROUND       | ----        | TWINAX2  | 34       | B5    | GROUND       |
| A6    | PERp1        | <---        | TWINAX2  | 34       | B6    | PETp1        |
| A7    | PERn1        | <---        | TWINAX2  | 34       | B7    | PETn1        |
| A8    | GROUND       | ----        | TWINAX3  | 34       | B8    | GROUND       |
| A9    | BP_TYPE      | <---        | TWINAX3  | 34       | B9    | BP_TYPE      |
| A10   | CWAKE#       | <---        | TWINAX3  | 34       | B10   | CWAKE#       |
| A11   | GROUND       | <-->        | DISCRETE | 34 (RED) | B11   | GROUND/SB    |
| A12   | VSP+         | <---        | TWINAX4  | 34       | B12   | VSP+         |
| A13   | VSP-         | <---        | TWINAX4  | 34       | B13   | VSP-         |
| A14   | GROUND       | ----        | TWINAX4  | 34       | B14   | GROUND       |
| A15   | PERp2        | <---        | TWINAX5  | 34       | B15   | PETp2        |
| A16   | PERn2        | <---        | TWINAX5  | 34       | B16   | PETn2        |
| A17   | GROUND       | ----        | TWINAX5  | 34       | B17   | GROUND       |
| A18   | PERp3        | <---        | TWINAX6  | 34       | B18   | PETp3        |
| A19   | PERn3        | <---        | TWINAX6  | 34       | B19   | PETn3        |
| A20   | GROUND       | ----        | TWINAX6  | 34       | B20   | GROUND       |
| A21   | A21          | <-->        | DISCRETE | 30       | B21   | B21          |
| B1    | B1           | <-->        | DISCRETE | 30       | A1    | A1           |
| B2    | GROUND       | ----        | TWINAX7  | 34       | A2    | GROUND       |
| B3    | PETp0        | ---         | TWINAX7  | 34       | A3    | PERp0        |
| B4    | PETn0        | ---         | TWINAX7  | 34       | A4    | PERn0        |
| B5    | GROUND       | ----        | TWINAX8  | 34       | A5    | GROUND       |
| B6    | PETp1        | ---         | TWINAX8  | 34       | A6    | PERp1        |
| B7    | PETn1        | ---         | TWINAX8  | 34       | A7    | PERn1        |
| B8    | GROUND       | ----        | TWINAX9  | 34       | A8    | GROUND       |
| B9    | 2-WIRE CLOCK | ---         | TWINAX9  | 34       | A9    | 2-WIRE CLOCK |
| B10   | 2-WIRE DATA  | ---         | TWINAX9  | 34       | A10   | 2-WIRE DATA  |
| B11   | GROUND       | <-->        | DISCRETE | 34 (BLK) | A11   | GROUND/SB    |
| B12   | PERST#       | ---         | TWINAX10 | 34       | A12   | PERST#       |
| B13   | CPRSNT#      | ---         | TWINAX10 | 34       | A13   | CPRSNT#      |
| B14   | GROUND       | ----        | TWINAX10 | 34       | A14   | GROUND       |
| B15   | PETp2        | ---         | TWINAX11 | 34       | A15   | PERp2        |
| B16   | PETn2        | ---         | TWINAX11 | 34       | A16   | PERn2        |
| B17   | GROUND       | ----        | TWINAX11 | 34       | A17   | GROUND       |
| B18   | PETp3        | ---         | TWINAX12 | 34       | A18   | PERp3        |
| B19   | PETn3        | ---         | TWINAX12 | 34       | A19   | PERn3        |
| B20   | GROUND       | ----        | TWINAX12 | 34       | A20   | GROUND       |
| B21   | B21          | <-->        | DISCRETE | 30       | A21   | A21          |

P1, P2



VIEW FROM MATING END OF CONNECTOR

LEGEND

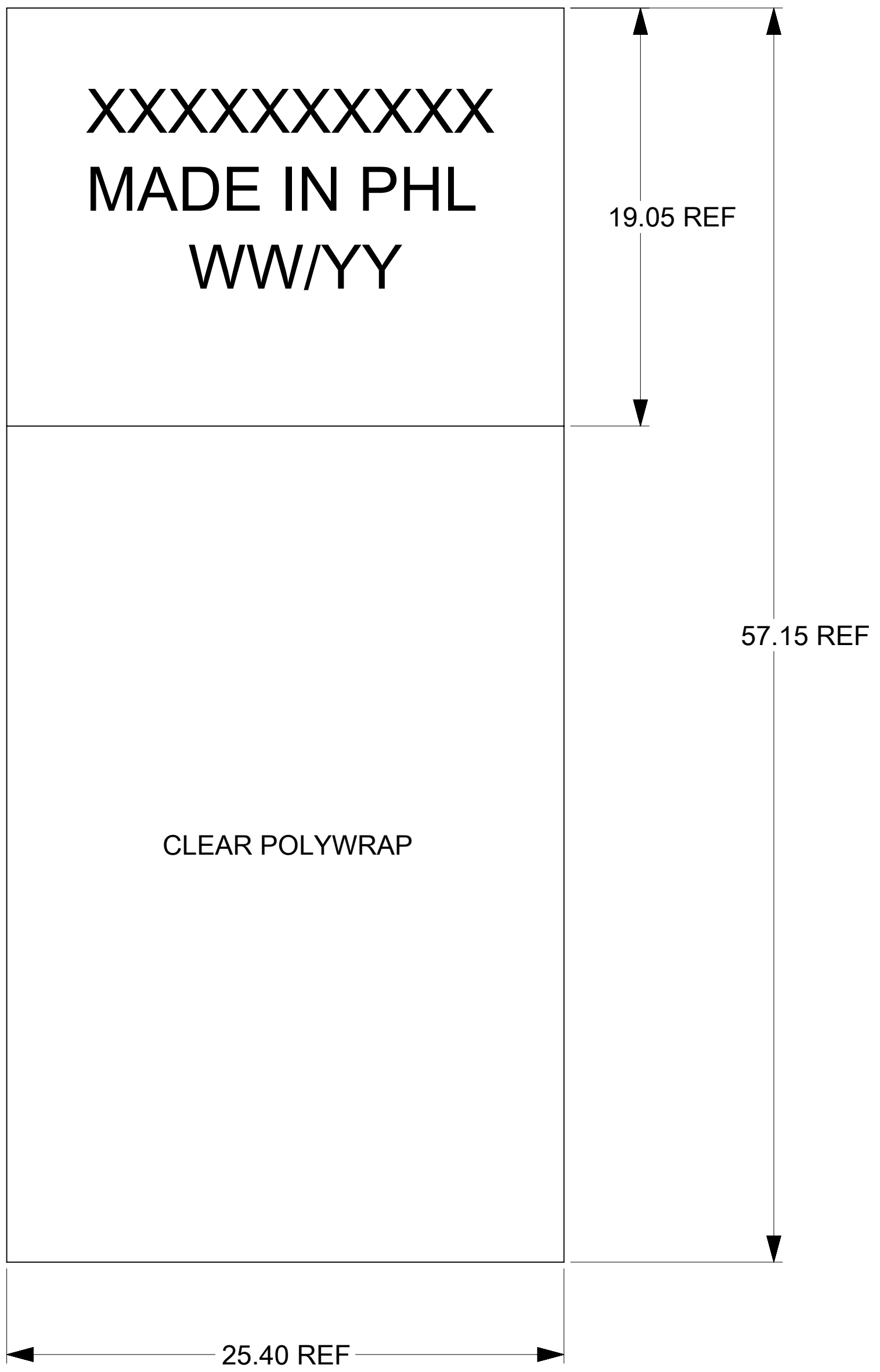
- = THRU LINE
- > = TRANSMIT TO RECEIVE ON HIGH SPEED LINE
- <--> = SIDEBAND
- NC = NOT CONNECTED

NOTE: CONNECTION DETERMINED BY PIN #. DESCRIPTION FOR REFERENCE ONLY.

|   |   |  |   |   |
|---|---|--|---|---|
| QUALITY SYMBOLS<br>F = 0<br>E = 0<br>C = 0<br>D = 0<br>G = 0<br>H = 0<br>I = 0<br>J = 0<br>K = 0<br>L = 0<br>M = 0<br>N = 0<br>O = 0<br>P = 0<br>Q = 0<br>R = 0<br>S = 0<br>T = 0<br>U = 0<br>V = 0<br>W = 0<br>X = 0<br>Y = 0<br>Z = 0 | THIS DRAWING CONTAINS INFORMATION THAT IS PROPRIETARY TO MOLEX ELECTRONIC TECHNOLOGIES, LLC AND SHOULD NOT BE USED WITHOUT WRITTEN PERMISSION |  |   |   |
|   | EC NO: 169582<br>DRWN: KBASAPPAKORA<br>CHKD: KBASAPPAKORA<br>REV: APPR: RHSJ01  | 2017/12/14<br>2017/12/14<br>2017/12/15 | GENERAL TOLERANCES (UNLESS SPECIFIED)<br>ANGULAR TOL ± °<br>4 PLACES ±<br>3 PLACES ±<br>2 PLACES ±<br>1 PLACE ±<br>0 PLACES ±<br>DRAFT WHERE APPLICABLE MUST REMAIN WITHIN DIMENSIONS | DIMENSION UNITS: mm<br>SCALE: 1:1<br>DRWN BY: JWALLACE01<br>DATE: 2016/08/26<br>CHKD BY: MSTRACK<br>DATE: 2016/09/15<br>APPR BY: JCDEMPSEY<br>DATE: 2016/09/23<br>DRAWING SIZE: D<br>THIRD ANGLE PROJECTION |

LABEL DETAIL

MOLEX P/N ---->  
 MANUFACTURING LOCATION ---->  
 MANUFACTURE DATE ---->  
 WW: WEEK OF YEAR  
 YY: LAST TWO DIGITS OF YEAR



|                 |     |   |  |              |                        |                 |                                   |                 |          |          |     |              |        |
|-----------------|-----|---|--|--------------|------------------------|-----------------|-----------------------------------|-----------------|----------|----------|-----|--------------|--------|
| QUALITY SYMBOLS |     | THIS DRAWING CONTAINS INFORMATION THAT IS PROPRIETARY TO MOLEX ELECTRONIC TECHNOLOGIES, LLC AND SHOULD NOT BE USED WITHOUT WRITTEN PERMISSION |  |              |                        |                 |                                   |                 |          |          |     |              |        |
|                 | = 0 | EC NO: 169582<br>DRWN: KBASAPPAKORA<br>CHKD: KBASAPPAKORA<br>REV APPR: RHSJ01   | GENERAL TOLERANCES (UNLESS SPECIFIED)                |              | DIMENSION UNITS        | SCALE           |                                   |                 |          |          |     |              |        |
|                 | = 0 |   | ANGULAR TOL ± °                                      |              | mm                     | 5:1             |                                   |                 |          |          |     |              |        |
|                 | = 0 |   | 4 PLACES ±   | 3 PLACES ±   | DRWN BY                | DATE            |                                   |                 |          |          |     |              |        |
|                 | = 0 |   | 3 PLACES ±   | 2 PLACES ±   | CHKD BY                | DATE            | NPIO 4X W/SB STRAIGHT TO STRAIGHT |                 |          |          |     |              |        |
|                 | = 0 |   | 2 PLACES ±   | 1 PLACE ±    | MSTRACK                | 2016/09/15      |                                   |                 |          |          |     |              |        |
|                 | = 0 |   | 1 PLACE ±  | 0 PLACES ±   | APPR BY                | DATE            | PRODUCT CUSTOMER DRAWING          |                 |          |          |     |              |        |
|                 | = 0 | 0 PLACES ±  | DRAFT WHERE APPLICABLE MUST REMAIN WITHIN DIMENSIONS |              | JCDEMPSEY              | 2016/09/23      | SERIES                            | MATERIAL NUMBER | CUSTOMER |          |     |              |        |
|                 | = 0 | DRAFT WHERE APPLICABLE MUST REMAIN WITHIN DIMENSIONS  |  | DRAWING SIZE | THIRD ANGLE PROJECTION | 202143          | SEE P/N TABLE                     | GENERAL MARKET  |          |          |     |              |        |
|                 | = 0 |   |  | D            |                        | DOCUMENT NUMBER | 2021431000                        | DOC TYPE        | PSD      | DOC PART | 000 | SHEET NUMBER | 3 OF 3 |