



Chipsmall Limited consists of a professional team with an average of over 10 year of expertise in the distribution of electronic components. Based in Hongkong, we have already established firm and mutual-benefit business relationships with customers from,Europe,America and south Asia,supplying obsolete and hard-to-find components to meet their specific needs.

With the principle of “Quality Parts,Customers Priority,Honest Operation,and Considerate Service”,our business mainly focus on the distribution of electronic components. Line cards we deal with include Microchip,ALPS,ROHM,Xilinx,Pulse,ON,Everlight and Freescale. Main products comprise IC,Modules,Potentiometer,IC Socket,Relay,Connector.Our parts cover such applications as commercial,industrial, and automotives areas.

We are looking forward to setting up business relationship with you and hope to provide you with the best service and solution. Let us make a better world for our industry!



## Contact us

Tel: +86-755-8981 8866 Fax: +86-755-8427 6832

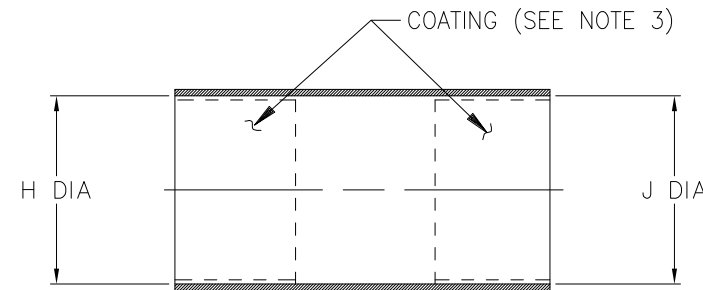
Email & Skype: info@chipsmall.com Web: www.chipsmall.com

Address: A1208, Overseas Decoration Building, #122 Zhenhua RD., Futian, Shenzhen, China

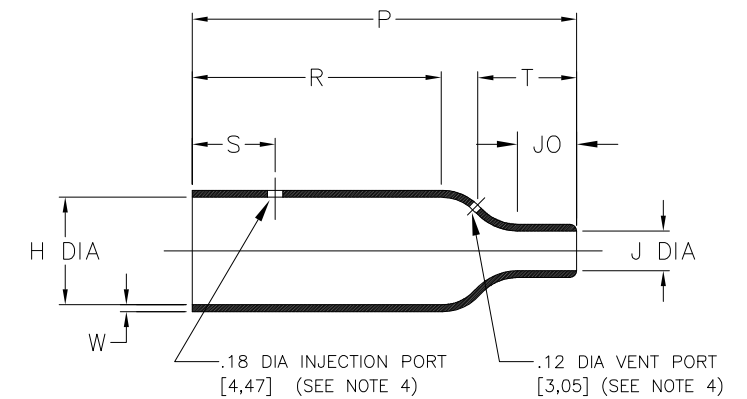


NOTES

- ALL DIMENSIONS ARE IN  $\frac{\text{INCHES}}{\text{[MILLIMETERS]}}$
- DIMENSIONS APPEARING IN TABLE ARE AS FOLLOWS:  
 a - AS SUPPLIED  
 b - AFTER UNRESTRICTED RECOVERY
- COATING (ADHESIVE) IS OPTIONAL. AS SUPPLIED DIMENSIONS APPEARING IN TABLE ARE FOR UNCOATED PARTS. WHEN COATING IS ADDED, ENTRY DIAMETERS WILL BE REDUCED BY .06 MAX.
- MOLDING PORTS ARE OPTIONAL. WHEN -00 MODIFICATION NUMBER IS SPECIFIED MOLDING PORTS WILL BE LOCATED AS SHOWN.
- 8 MATERIAL IS NOT AVAILABLE ON 202A163, 202A174, 202A185 AND 202A196



AS SUPPLIED



AFTER UNRESTRICTED RECOVERY

TABLE OF DIMENSIONS

PART NUMBER	H				J				P ±10% b	R ±10% b	S Ref b	T Ref b	JO Ref b	W ±20% b
	Min -3,-4,-25 a	Min -5,-8-12, -49,-100 a	Min -6 a	Max b	Min -3,-4,-25 a	Min -5,-8-12, -49,-100 a	Min -6 a	Max b						
202A111	.65 [16,5]	.65 [16,5]	.65 [16,5]	.31 [7,9]	.65 [16,5]	.47 [11,9]	.65 [16,5]	.15 [3,8]	1.00 [25,4]	.56 [14,2]	.50 [12,7]	N/A	.23 [5,8]	.05 [1,27]
202A121	.97 [24,6]	.89 [22,6]	.92 [23,4]	.39 [9,9]	.97 [24,6]	.70 [17,8]	.92 [23,4]	.21 [5,3]	1.50 [38,1]	.86 [21,8]	.60 [15,2]	N/A	.36 [9,1]	.06 [1,52]
202A132	1.12 [28,4]	1.03 [26,2]	1.05 [26,7]	.56 [14,2]	1.12 [28,4]	.80 [20,3]	1.05 [26,7]	.26 [6,6]	2.02 [51,3]	1.10 [27,9]	.75 [19,1]	.63 [16,0]	.51 [13,0]	.07 [1,78]
202A142	1.22 [31,0]	1.22 [31,0]	1.22 [31,0]	.70 [17,8]	1.22 [31,0]	1.00 [25,4]	1.22 [31,0]	.29 [7,4]	2.63 [66,8]	1.40 [35,6]	.75 [19,1]	.87 [22,1]	.70 [17,8]	.07 [1,78]
202A153	1.42 [36,0]	1.42 [36,0]	1.42 [36,0]	.86 [21,9]	1.42 [36,0]	1.03 [26,2]	1.42 [36,0]	.34 [8,6]	2.90 [73,7]	1.63 [41,4]	.75 [19,1]	.87 [22,1]	.63 [16,0]	.07 [1,78]
* 202A163	1.68 [42,7]	1.68 [42,7]	1.68 [42,7]	1.08 [27,4]	1.68 [42,7]	1.07 [27,2]	1.68 [42,7]	.37 [9,4]	3.90 [99,1]	2.47 [62,7]	.75 [19,1]	.99 [25,2]	.71 [18,0]	.08 [2,03]
* 202A174	2.04 [51,8]	1.90 [48,3]	2.04 [51,8]	1.39 [35,3]	2.04 [51,8]	1.90 [48,3]	2.04 [51,8]	.63 [16,0]	5.13 [130,3]	2.55 [64,8]	1.00 [25,4]	2.00 [50,8]	1.65 [41,9]	.13 [3,30]
* 202A185	2.60 [66,0]	2.60 [66,0]	2.60 [66,0]	1.72 [43,7]	2.60 [66,0]	2.13 [54,1]	2.60 [66,0]	.77 [19,6]	6.35 [161,3]	3.55 [90,2]	1.00 [25,4]	2.15 [54,6]	1.88 [47,8]	.15 [3,81]
* 202A196	3.40 [86,4]	3.40 [86,4]	3.40 [86,4]	2.25 [57,2]	3.40 [86,4]	2.81 [71,4]	3.40 [86,4]	1.06 [26,9]	8.37 [212,6]	4.45 [113,0]	1.00 [25,4]	3.15 [80,0]	2.45 [62,2]	.16 [4,06]

CUSTOMER DRAWING

UNLESS OTHERWISE SPECIFIED DIMENSIONS ARE INCHES. METRIC DIMENSIONS ARE IN BRACKETS.  DECIMAL TOLERANCES .XXX ± 0.005 [0.13 mm] .XX ± 0.01 [0.25 mm] .X ± 0.1 [0.50 mm]  ANGLE TOLERANCE .X ± 1 DEG.	DRAWN UNGUYEN	DATE 05/21/2008	TE Connectivity Molded Parts 305 Constitution Dr Menlo Park, CA 94025
	RPN	TITLE BOOT, STRAIGHT, OVEREXPANDED	
THIRD ANGLE PROJECTION	SIZE B	CODE IDENT. NO. 06090	DWG. NO. 202A111thru196
DO NOT SCALE THIS DRAWING			SHEET 1 OF 2

REVISIONS		
LTR	DESCRIPTION	DATE
W1	REVISED PER ECO-11-005139	29MAR11

4

3

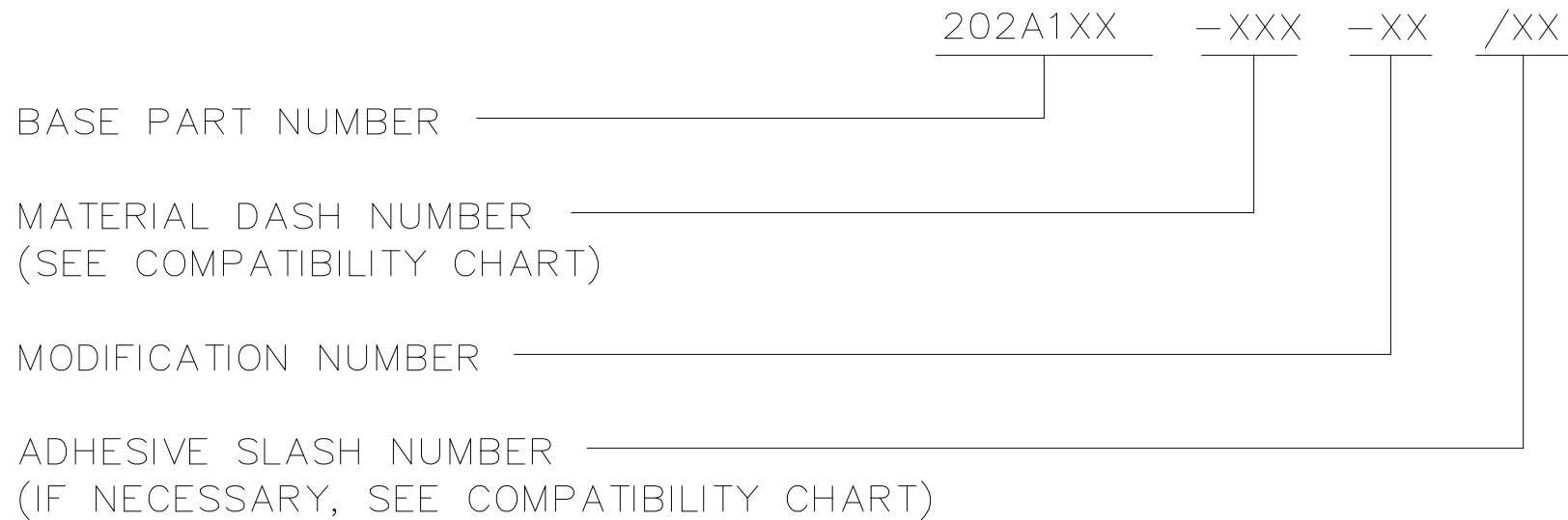
2

1

### COMPATIBILITY CHART

MATERIAL DASH NO.	MATERIAL DESCRIPTION	RT SPEC	COATING SLASH NO.	COATING SPEC	COATING DESCRIPTION
-3	POLYOLEFIN, SEMI-RIGID	RT-301	/42; /86	S-1017; S-1048	ADHESIVE
-4	POLYOLEFIN, FLEXIBLE	RT-1304	/164; /86; /180	S-1017; S-1048; S-1030	ADHESIVE
-5	ELASTOMER, FLEXIBLE	RT-501	/42,	S-1017	ADHESIVE
-6	SILICONE	RT-602	N/A		
-8	POLYOLEFIN, SPACE	RT-1308	N/A		
-12	FLUOROELASTOMER	RT-1312	N/A		
-25	ELASTOMER, FLUID RESISTANT	RT-1325	/42; /86; /225	S-1017; S-1048; S-1206	ADHESIVE
-49	E.P.R FLEXIBLE	RT-1320			
-100	POLYOLEFIN, SEMI-FLEXIBLE ZEROHAL	RT-1323	/180; /184; /86	S-1030; S-1048	ADHESIVE

### ORDERING INFORMATION



### CUSTOMER DRAWING

SIZE	DWG. NO.	REV	DWG. NO.
B	06090	W1	202A111thru196
DO NOT SCALE THIS DRAWING			SHEET 2 OF 2

4

3

2

1