



Chipsmall Limited consists of a professional team with an average of over 10 year of expertise in the distribution of electronic components. Based in Hongkong, we have already established firm and mutual-benefit business relationships with customers from,Europe,America and south Asia,supplying obsolete and hard-to-find components to meet their specific needs.

With the principle of “Quality Parts,Customers Priority,Honest Operation,and Considerate Service”,our business mainly focus on the distribution of electronic components. Line cards we deal with include Microchip,ALPS,ROHM,Xilinx,Pulse,ON,Everlight and Freescale. Main products comprise IC,Modules,Potentiometer,IC Socket,Relay,Connector.Our parts cover such applications as commercial,industrial, and automotives areas.

We are looking forward to setting up business relationship with you and hope to provide you with the best service and solution. Let us make a better world for our industry!



Contact us

Tel: +86-755-8981 8866 Fax: +86-755-8427 6832

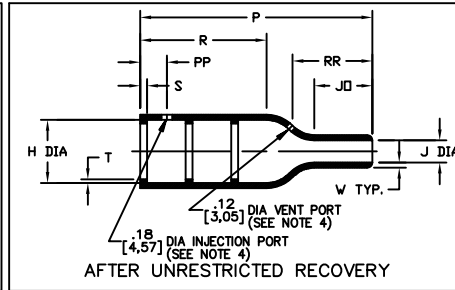
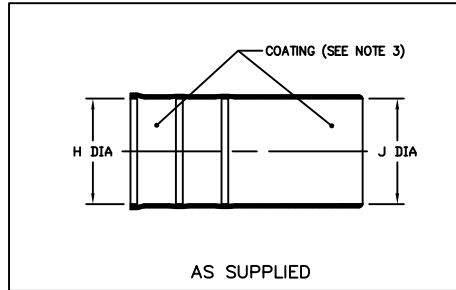
Email & Skype: info@chipsmall.com Web: www.chipsmall.com

Address: A1208, Overseas Decoration Building, #122 Zhenhua RD., Futian, Shenzhen, China



NOTES

- All dimensions are in $\frac{\text{inches}}{\text{millimeters}}$
- Dimensions appearing in table are as follows:
a - As Supplied
b - After Unrestricted Recovery
- Coating is optional. As supplied dimensions appearing in table are for uncoated parts. When coating is added, entry diameters will be reduced by .06 max.
- Molding parts are optional. When -00 modification number is specified molding ports will be located as shown.
- On sizes 202D121 thru 202D153 parts only have 2 lips.



DIMENSIONING AND TOLERANCING PER ASME Y14.5M (ISO STANDARDS)

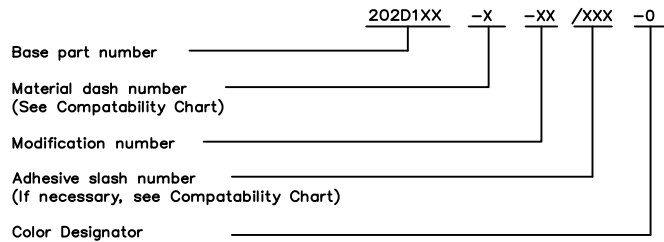
REVISIONS

LTR	DESCRIPTION	DATE
Z	REVISED PER ECO-12-007619	04/20/2012

TABLE OF DIMENSIONS

PART NUMBER	H		J			P	R	S	T	JO	W	PP	RR
	Min a	Max b	Min -3,-4, -6,-8,-25 a	Min -5,-12, -100 a	Max b	±10% b	Ref b	Ref b	Ref b	±10% b	±20% b	±10% b	±10% b
202D121	.92 [23,3]	.41 [10,5]	.92 [23,3]	.49 [12,4]	.22 [5,6]	1.50 [38,1]	.83 [21,1]	.12 [3,0]	.04 [1,0]	.40 [10,2]	.07 [1,78]	.60 [15,2]	N/A
202D132	1.12 [28,4]	.56 [14,3]	1.12 [28,4]	.58 [14,7]	.26 [6,6]	2.16 [54,9]	1.09 [27,7]	.12 [3,0]	.04 [1,0]	.65 [16,5]	.07 [1,78]	.60 [15,2]	.85 [21,6]
202D142	1.22 [31,0]	.70 [17,8]	1.22 [31,0]	.63 [16,0]	.28 [7,2]	2.63 [66,8]	1.39 [35,3]	.12 [3,0]	.04 [1,0]	.70 [17,8]	.08 [2,03]	.60 [15,2]	.96 [24,5]
202D153	1.42 [36,0]	.88 [22,4]	1.42 [36,0]	.73 [18,5]	.33 [8,4]	3.15 [80,0]	1.63 [41,4]	.12 [3,0]	.04 [1,0]	.82 [20,8]	.08 [2,03]	.60 [15,2]	1.17 [29,7]
202D163	1.68 [42,7]	1.11 [28,2]	1.68 [42,7]	.87 [22,0]	.39 [9,9]	4.08 [103,6]	2.22 [56,4]	.12 [3,0]	.065 [1,65]	.97 [24,6]	.09 [2,29]	.60 [15,2]	1.44 [36,7]
202D174	2.04 [51,8]	1.38 [35,1]	2.04 [51,8]	1.39 [35,3]	.62 [15,8]	5.13 [130,3]	2.54 [64,5]	.12 [3,0]	.065 [1,65]	1.56 [39,6]	.13 [3,3]	.60 [15,2]	2.12 [53,8]
202D185	2.60 [66,0]	1.75 [44,5]	2.60 [66,0]	2.60 [66,0]	.80 [20,4]	6.50 [165,1]	3.31 [84,1]	.12 [3,0]	.08 [2,0]	1.90 [48,3]	.16 [4,06]	.60 [15,2]	2.59 [65,6]
202D196	3.22 [81,7]	2.27 [57,6]	3.22 [81,7]	2.25 [57,1]	1.00 [25,4]	7.00 [177,8]	3.75 [95,3]	.12 [3,0]	.08 [2,0]	1.88 [47,8]	.16 [4,06]	.60 [15,2]	2.64 [67,1]

ORDERING INFORMATION



If this document is printed it becomes uncontrolled. Check for the latest revision

COMPATIBILITY CHART

*VITON is a Registered Trademark of Dupont

MATERIAL DASH NO.	MATERIAL DESCRIPTION	RT SPEC	COATING SLASH NO.	COATING S NO.	COATING DESCRIPTION
-3	Polyolefin, Semi-rigid	RT-301	/42;/86;/180	S-1017;S-1048;S-1030	Adhesive
-4	Polyolefin, Flexible	RT-1304	/42;/86;/180	S-1017;S-1048;S-1030	Adhesive
-5	Elastomer, Flexible	RT-501	/42;/86	S-1017;S-1048	Adhesive
-6	Silicone	RT-602	N/A		
-8	Polyolefin, Space	RT-1308	N/A		
-12	*VITON, Flexible	RT-1312	N/A		
-25	Elastomer, Fluid Resistant	RT-1325	/42;/86	S-1017;S-1048	Adhesive
-100	Polyolefin, Semi-flexible ZEROFLOW	RT-1323	/86;/180	S-1048;S-1030	Adhesive

Raychem Molded Parts
CUSTOMER DRAWING

THIS DRAWING AND THE INFORMATION SET FORTH HEREON ARE THE PROPERTY OF TYCO ELECTRONICS CORPORATION, AND ARE TO BE HELD IN TRUST AND CONFIDENCE. PUBLICATION, DUPLICATION, DISCLOSURE OR USE FOR ANY PURPOSE NOT EXPRESSLY AUTHORIZED IN WRITING BY TYCO ELECTRONICS CORPORATION IS PROHIBITED.

UNLESS OTHERWISE SPECIFIED DIMENSIONS ARE METRIC AND INCHES ARE IN BRACKETS. DECIMAL TOLERANCES xxx ± 0.13 (.005) xx ± 0.25 (.01) x ± 0.50 (.10) ANGLE TOLERANCE .x ± 1 DEG.	DRAWN M Mazariegos 4/10/12	APPROVED D.Hurrell 4/17/11		TE Connectivity
	RPN	TITLE BOOT, STRAIGHT, WITH LIPS		
CAD FILE: 202D121THRU196_CD	THIRD ANGLE PROJECTION	SIZE B	CODE IDENT. NO. 06090	DWG. NO. 202D121THRU196
© 2012 Tyco Electronics Corporation. All rights reserved.		DO NOT SCALE THIS DRAWING SHEET 1 OF 1		