



Chipsmall Limited consists of a professional team with an average of over 10 year of expertise in the distribution of electronic components. Based in Hongkong, we have already established firm and mutual-benefit business relationships with customers from,Europe,America and south Asia,supplying obsolete and hard-to-find components to meet their specific needs.

With the principle of “Quality Parts,Customers Priority,Honest Operation,and Considerate Service”,our business mainly focus on the distribution of electronic components. Line cards we deal with include Microchip,ALPS,ROHM,Xilinx,Pulse,ON,Everlight and Freescale. Main products comprise IC,Modules,Potentiometer,IC Socket,Relay,Connector.Our parts cover such applications as commercial,industrial, and automotives areas.

We are looking forward to setting up business relationship with you and hope to provide you with the best service and solution. Let us make a better world for our industry!



Contact us

Tel: +86-755-8981 8866 Fax: +86-755-8427 6832

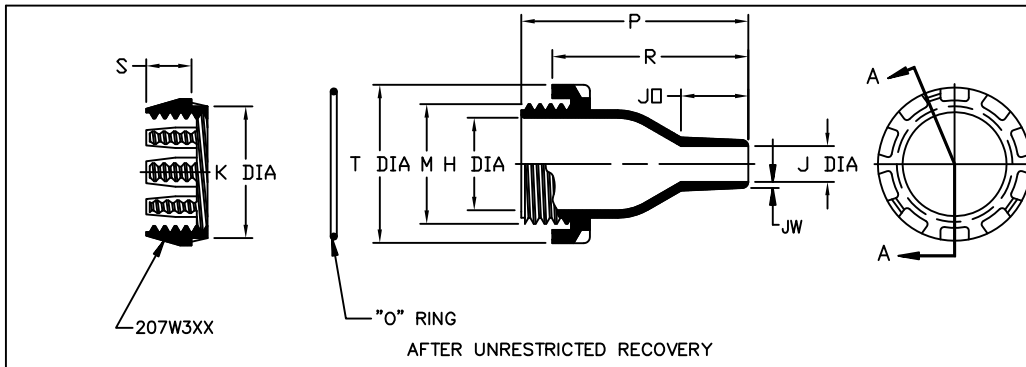
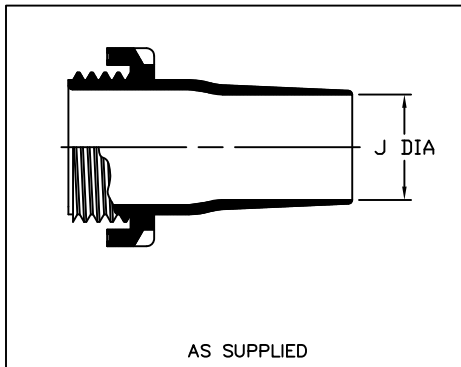
Email & Skype: info@chipsmall.com Web: www.chipsmall.com

Address: A1208, Overseas Decoration Building, #122 Zhenhua RD., Futian, Shenzhen, China



NOTES

1. ALL DIMENSIONS ARE IN $\frac{\text{INCHES}}$
[MILLIMETERS]
2. DIMENSIONS APPEARING IN TABLE ARE AS FOLLOWS:
a - AS SUPPLIED
b - AFTER UNRESTRICTED RECOVERY
3. COATING IS OPTIONAL. AS SUPPLIED DIMENSIONS APPEARING IN TABLE ARE FOR UNCOATED PARTS WHEN COATING IS ADDED, ENTRY DIAMETERS WILL BE REDUCED BY 0.06 MAX.
4. RECOMMENDED MAXIMUM PANEL THICKNESS IS 8mm



DIMENSIONING AND TOLERANCING PER ASME Y14.5M (ISO STANDARDS)		
REVISIONS		
LTR	DESCRIPTION	DATE
S	RELEASE PER ECO-12-010853	06/11/2012

ORDERING INFORMATION

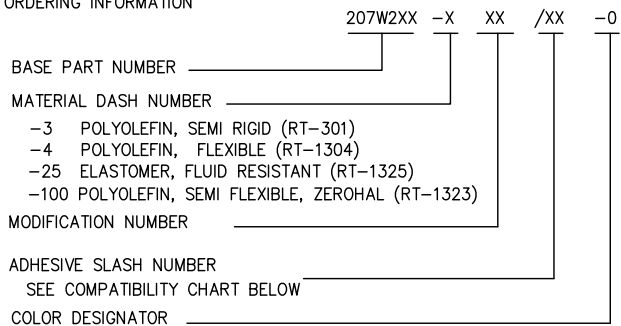


TABLE OF DIMENSIONS

PART NUMBER	H		J		JO	K	M	P	R	S	T	JW	Hole DIA	Torque Nm
	Ref	Min	Max	Max										
207W213	.47 [12,0]	.39 [10,0]	.15 [4,0]	.60 [15,3]	.90 [23,0]	.78 [20,0]	2.44 [62,0]	1.93 [49,0]	.51 [13,0]	1.25 [32,0]	.04 [1,0]	.94 [24,0]	3	
207W223	.78 [20,0]	.71 [18,0]	.27 [7,0]	.76 [19,5]	1.30 [33,0]	1.18 [30,0]	2.83 [72,0]	2.32 [59,0]	.63 [16,0]	1.65 [42,0]	.07 [1,8]	1.33 [34,0]	8	
207W234	1.22 [31,0]	1.10 [28,0]	.47 [12,0]	1.06 [27,0]	1.81 [46,0]	1.65 [42,0]	3.42 [87,0]	2.91 [74,0]	.71 [18,0]	2.28 [58,0]	.10 [2,5]	1.85 [47,0]	11	
207W245	1.77 [45,0]	1.65 [42,0]	.71 [18,0]	1.26 [32,2]	2.34 [59,5]	2.20 [56,0]	4.01 [102,0]	3.50 [89,0]	.71 [18,0]	2.79 [71,0]	.12 [3,0]	2.38 [60,5]	14	
207W258	2.67 [68,0]	2.52 [64,0]	1.18 [30,0]	1.53 [39,0]	3.30 [84,0]	3.15 [80,0]	4.80 [122,0]	4.29 [109,0]	.71 [18,0]	3.82 [97,0]	.12 [3,0]	3.34 [85,0]	16	
207W264	1.57 [40,0]	1.49 [38,0]	.59 [15,0]	1.11 [28,3]	2.12 [54,0]	1.97 [50,0]	3.74 [95,0]	3.22 [82,0]	.71 [18,0]	2.62 [66,5]	.10 [2,5]	2.16 [55,0]	11	

Raychem Molded Parts
CUSTOMER DRAWING

If this document is printed it becomes uncontrolled. Check for the latest revision

COMPATIBILITY CHART

MATERIAL DASH NO.	ADHESIVE (COATING) SLASH NUMBER	ADHESIVE (COATING) S NUMBER
-3	/42; /86;	
-4	/42; /86;	
-25	/86; /225	S-1206
-100	/86; /180	S-1206

THIS DRAWING AND THE INFORMATION SET FORTH HEREON ARE THE PROPERTY OF TYCO ELECTRONICS CORPORATION, AND ARE TO BE HELD IN TRUST AND CONFIDENCE. PUBLICATION, DUPLICATION, DISCLOSURE OR USE FOR ANY PURPOSE NOT EXPRESSLY AUTHORIZED IN WRITING BY TYCO ELECTRONICS CORPORATION IS PROHIBITED.

UNLESS OTHERWISE SPECIFIED DIMENSIONS ARE METRIC AND INCHES ARE IN BRACKETS. DECIMAL TOLERANCES XXX ± 0.13 (.005) XX ± 0.25 (.01) X ± 0.50 (.10) ANGLE TOLERANCE .X ± 1 DEG.	DRAWN M Mazariegos 5/28/12	APPROVED D.Hurrell 5/30/12	 TE Connectivity
	RPN	TITLE 207W213THRU264 CD	
TYCO ELECTRONICS RESERVES THE RIGHT TO AMEND THIS DRAWING AT ANY TIME. USERS SHOULD EVALUATE THE SUITABILITY OF THE PRODUCT FOR THEIR APPLICATION.	THIRD ANGLE PROJECTION	SIZE B	CODE IDENT. NO. 06090
© 2011-2012 Tyco Electronics Corporation. All rights reserved.		DWG. NO. 207W213THRU264	SHEET 1 OF 1