



Chipsmall Limited consists of a professional team with an average of over 10 year of expertise in the distribution of electronic components. Based in Hongkong, we have already established firm and mutual-benefit business relationships with customers from,Europe,America and south Asia,supplying obsolete and hard-to-find components to meet their specific needs.

With the principle of “Quality Parts,Customers Priority,Honest Operation,and Considerate Service”,our business mainly focus on the distribution of electronic components. Line cards we deal with include Microchip,ALPS,ROHM,Xilinx,Pulse,ON,Everlight and Freescale. Main products comprise IC,Modules,Potentiometer,IC Socket,Relay,Connector.Our parts cover such applications as commercial,industrial, and automotives areas.

We are looking forward to setting up business relationship with you and hope to provide you with the best service and solution. Let us make a better world for our industry!



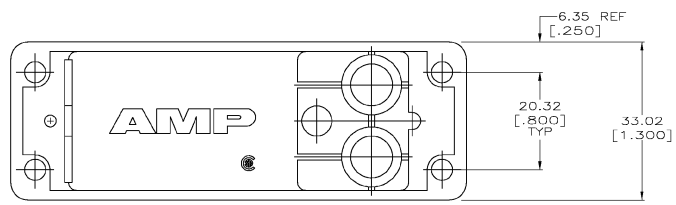
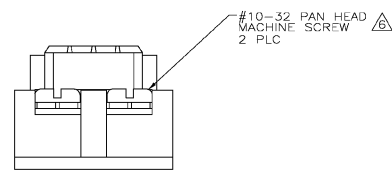
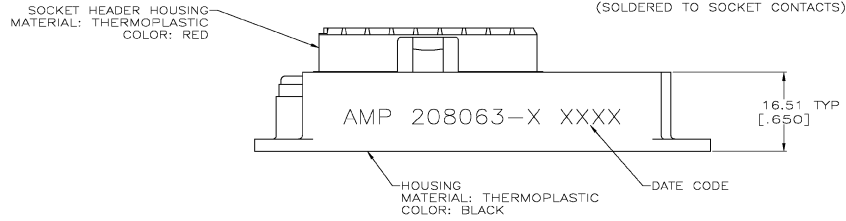
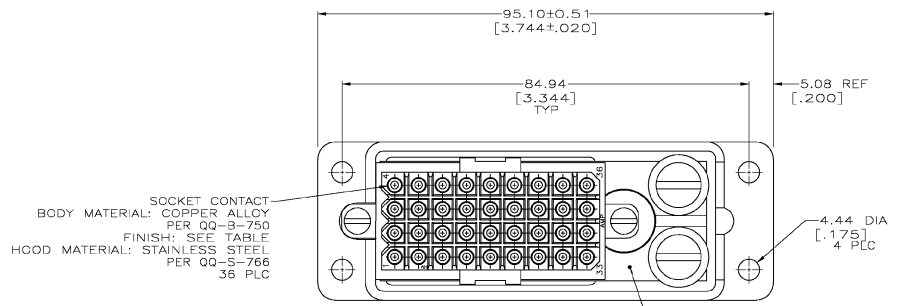
Contact us

Tel: +86-755-8981 8866 Fax: +86-755-8427 6832

Email & Skype: info@chipsmall.com Web: www.chipsmall.com

Address: A1208, Overseas Decoration Building, #122 Zhenhua RD., Futian, Shenzhen, China





- MATES WITH RECEPTACLE 207020-1.
- TIN OVER NICKEL PER QQ-N-290.
- GOLD FLASH PER MIL-G-45204 OVER 1.27µm [.000050] MIN NICKEL PER QQ-N-290 ON ENTIRE CONTACT, WITH 0.76µm [.000030] MIN GOLD PER MIL-G-45204 ON ELECTRICAL ENGAGEMENT AREA ONLY.
- ALL CIRCUITS COMMONED TO BUS.
- CONNECTOR IS DIVIDED LENGTHWISE WITH CIRCUITS 1, 2, 5, 6, 9, 10, 13, 14, 17, 18, 21, 22, 25, 26, 29, 30, 33 AND 34 COMMONED, AND CIRCUITS 3, 4, 7, 8, 11, 12, 15, 16, 19, 20, 23, 24, 27, 28, 31, 32, 35 AND 36 COMMONED.
- WILL ACCEPT RING TONGUE TERMINALS, STUD SIZE 10.
- LEAD FREE TIN OVER NICKEL PER QQ-N-290

OBSOLETE	FULL, 36 POSITION	△	△	208063-5																																						
	DUAL, 18 POSITION	△	△	208063-4																																						
	FULL, 36 POSITION	△	△	208063-3																																						
	DUAL, 18 POSITION	△	△	208063-2																																						
	FULL, 36 POSITION	△	△	208063-1																																						
BUS TYPE		CONTACT FINISH		PART NO																																						
THIS DRAWING IS A CONTROLLED DOCUMENT. DWG NO. 06317 09/05/92 DESIGNED BY J. MCGLINTON 9-27-92 DRAWN BY J. MCGLINTON 9-27-92 CHECKED BY J. MCGLINTON 9-27-92 APPROVED BY J. MCGLINTON 9-27-92																																										
<table border="1"> <tr> <td>INCHES</td> <td>0 PLC = .0001</td> <td>1 PLC = .0002</td> <td>2 PLC = .0003</td> <td>3 PLC = .0004</td> <td>4 PLC = .0005</td> <td>5 PLC = .0006</td> <td>6 PLC = .0007</td> <td>7 PLC = .0008</td> <td>8 PLC = .0009</td> <td>9 PLC = .0010</td> <td>10 PLC = .0011</td> <td>11 PLC = .0012</td> <td>12 PLC = .0013</td> <td>13 PLC = .0014</td> <td>14 PLC = .0015</td> <td>15 PLC = .0016</td> <td>16 PLC = .0017</td> <td>17 PLC = .0018</td> <td>18 PLC = .0019</td> <td>19 PLC = .0020</td> <td>20 PLC = .0021</td> <td>21 PLC = .0022</td> <td>22 PLC = .0023</td> <td>23 PLC = .0024</td> <td>24 PLC = .0025</td> <td>25 PLC = .0026</td> <td>26 PLC = .0027</td> <td>27 PLC = .0028</td> <td>28 PLC = .0029</td> <td>29 PLC = .0030</td> <td>30 PLC = .0031</td> <td>31 PLC = .0032</td> <td>32 PLC = .0033</td> <td>33 PLC = .0034</td> <td>34 PLC = .0035</td> <td>35 PLC = .0036</td> <td>36 PLC = .0037</td> </tr> </table>					INCHES	0 PLC = .0001	1 PLC = .0002	2 PLC = .0003	3 PLC = .0004	4 PLC = .0005	5 PLC = .0006	6 PLC = .0007	7 PLC = .0008	8 PLC = .0009	9 PLC = .0010	10 PLC = .0011	11 PLC = .0012	12 PLC = .0013	13 PLC = .0014	14 PLC = .0015	15 PLC = .0016	16 PLC = .0017	17 PLC = .0018	18 PLC = .0019	19 PLC = .0020	20 PLC = .0021	21 PLC = .0022	22 PLC = .0023	23 PLC = .0024	24 PLC = .0025	25 PLC = .0026	26 PLC = .0027	27 PLC = .0028	28 PLC = .0029	29 PLC = .0030	30 PLC = .0031	31 PLC = .0032	32 PLC = .0033	33 PLC = .0034	34 PLC = .0035	35 PLC = .0036	36 PLC = .0037
INCHES	0 PLC = .0001	1 PLC = .0002	2 PLC = .0003	3 PLC = .0004	4 PLC = .0005	5 PLC = .0006	6 PLC = .0007	7 PLC = .0008	8 PLC = .0009	9 PLC = .0010	10 PLC = .0011	11 PLC = .0012	12 PLC = .0013	13 PLC = .0014	14 PLC = .0015	15 PLC = .0016	16 PLC = .0017	17 PLC = .0018	18 PLC = .0019	19 PLC = .0020	20 PLC = .0021	21 PLC = .0022	22 PLC = .0023	23 PLC = .0024	24 PLC = .0025	25 PLC = .0026	26 PLC = .0027	27 PLC = .0028	28 PLC = .0029	29 PLC = .0030	30 PLC = .0031	31 PLC = .0032	32 PLC = .0033	33 PLC = .0034	34 PLC = .0035	35 PLC = .0036	36 PLC = .0037					
<table border="1"> <tr> <td>MATERIAL</td> <td>SEE CALLOUTS</td> <td>FINISH</td> <td>SEE CALLOUTS</td> <td>SCALE</td> <td>2:1</td> <td>SHEET</td> <td>1 OF 1</td> <td>REV</td> <td>F</td> </tr> </table>					MATERIAL	SEE CALLOUTS	FINISH	SEE CALLOUTS	SCALE	2:1	SHEET	1 OF 1	REV	F																												
MATERIAL	SEE CALLOUTS	FINISH	SEE CALLOUTS	SCALE	2:1	SHEET	1 OF 1	REV	F																																	
<table border="1"> <tr> <td>DATE</td> <td>00779</td> <td>DESCRIPTION</td> <td>COMMONING DEVICE ASSEMBLY, 36 POSITION, METRIMATE</td> <td>PART NO</td> <td>208063</td> </tr> </table>					DATE	00779	DESCRIPTION	COMMONING DEVICE ASSEMBLY, 36 POSITION, METRIMATE	PART NO	208063																																
DATE	00779	DESCRIPTION	COMMONING DEVICE ASSEMBLY, 36 POSITION, METRIMATE	PART NO	208063																																					