



Chipsmall Limited consists of a professional team with an average of over 10 year of expertise in the distribution of electronic components. Based in Hongkong, we have already established firm and mutual-benefit business relationships with customers from,Europe,America and south Asia,supplying obsolete and hard-to-find components to meet their specific needs.

With the principle of "Quality Parts,Customers Priority,Honest Operation,and Considerate Service",our business mainly focus on the distribution of electronic components. Line cards we deal with include Microchip,ALPS,ROHM,Xilinx,Pulse,ON,Everlight and Freescale. Main products comprise IC,Modules,Potentiometer,IC Socket,Relay,Connector.Our parts cover such applications as commercial,industrial, and automotives areas.

We are looking forward to setting up business relationship with you and hope to provide you with the best service and solution. Let us make a better world for our industry!




Contact us

Tel: +86-755-8981 8866 Fax: +86-755-8427 6832


Email & Skype: info@chipsmall.com Web: www.chipsmall.com

Address: A1208, Overseas Decoration Building, #122 Zhenhua RD., Futian, Shenzhen, China





Features

- Mini-compact size: 5.5 mm diameter, 6 mm length
- Axial leaded device
- High voltage range up to 4 kV
- High insulation resistance
- RoHS compliant*
-  UL Recognized

Applications

- Industrial equipment/electronics
- Telecommunications electronics
- Consumer electronics

2089 Series High Voltage Mini-2-Electrode Gas Discharge Tube

Characteristics

Test Methods per ITU-T (CCITT) K.12 and IEC 61643-311.

Characteristic	Model No.				
	2089-100	2089-120	2089-140	2089-160	2089-200
DC Sparkover $\pm 20\%$ @ 100 V/s	1000 V	1200 V	1400 V	1600 V	2000 V
Impulse Sparkover ⁽¹⁾					
100 V/ μ s	< 1300 V	< 1800 V	< 2200 V	< 2400 V	< 2800 V
1000 V/ μ s	< 1400 V	< 2000 V	< 2400 V	< 2600 V	< 3000 V

Characteristic	Model No.			
	2089-250	2089-300	2089-350	2089-360
DC Sparkover $\pm 20\%$ @ 100 V/s	2500 V	3000 V	3500 V	3600 V
Impulse Sparkover ⁽¹⁾				
100 V/ μ s	< 3300 V	< 3800 V	< 4300 V	< 4400 V
1000 V/ μ s	< 3500 V	< 4000 V	< 4500 V	< 4600 V

⁽¹⁾ Impulse Sparkover voltage is defined as typical values of distribution.

Insulation Resistance (IR) ⁽²⁾	500/1000 Vdc.....	> 1 G Ω
Glow Voltage	10 mA.....	~ 60 V
Arc Voltage	1 A.....	~ 15 V
Capacitance.....	1 MHz	< 1.5 pF
Impulse Discharge Current.....	3,000 A, 8/20 μ s.....	1 operation
.....	1,500 A, 8/20 μ s.....	10 operations
Alternating Discharge Current	2 Arms, 50 Hz, 1 second.....	1 operation min.
.....	4 Arms, 50 Hz, 9 cycles	1 operation min.
Impulse Life	100 A, 10/1000 μ s.....	> 300 operations
Operating Temperature.....		-40 to +85 °C
Storage Temperature.....		-40 to +115 °C
Climatic Category (IEC 60068-1).....		40 / 90 / 21

Notes:

- UL Recognized component: UL File E313168.
- At delivery AQL 0.65 Level II, DIN ISO 2859.

⁽²⁾ <u>DC Breakdown</u>	<u>IR Measuring Voltage</u>
1000–2000 V	500 V
2500–3600 V	1000 V

*RoHS Directive 2002/95/EC Jan. 27, 2003 including annex and RoHS Recast 2011/65/EU June 8, 2011.

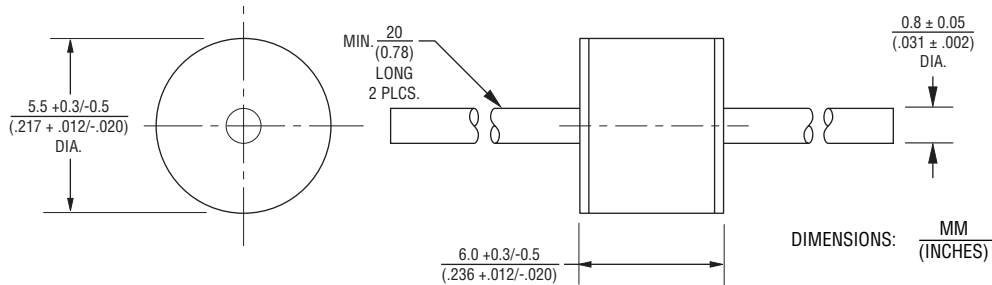
Specifications are subject to change without notice.

The device characteristics and parameters in this data sheet can and do vary in different applications and actual device performance may vary over time. Users should verify actual device performance in their specific applications.

2089 Series High Voltage Mini-2-Electrode Gas Discharge Tube

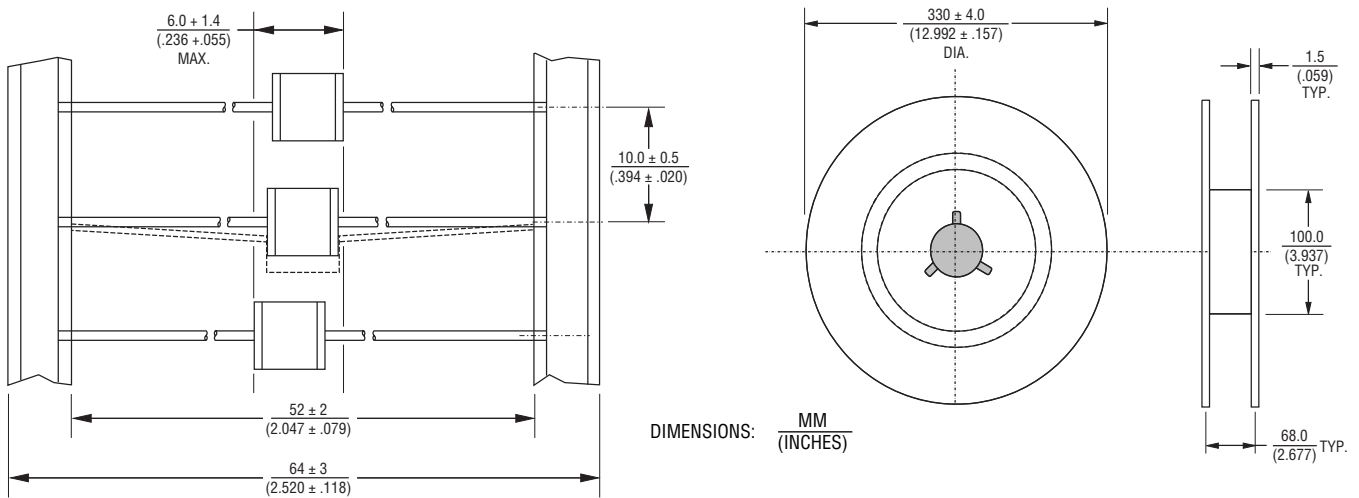
BOURNS®

Product Dimensions



Packaging Specifications

Model 2089 ships standard bulk, 100 pcs. per tray; 5 trays per box (500 units). The optional reelpack (-BT1) contains 500 pcs. per reel; 2 reels per box (1K units).



How to Order

2089 - xxx - B T1 LF

Model Number Designator

Voltage (Divided by 10)

100 = 1000 V	250 = 2500 V
120 = 1200 V	300 = 3000 V
140 = 1400 V	350 = 3500 V
160 = 1600 V	360 = 3600 V
200 = 2000 V	

Leads

B = 0.8 mm

Packaging

(Blank) = Bulk Packaging (Standard)
T1 = Reelpack (Optional)

RoHS Compliancy

LF = RoHS Compliant Product

BOURNS®

Asia-Pacific:

Tel: +886-2 2562-4117

Fax: +886-2 2562-4116

EMEA:

Tel: +36 88 520 390

Fax: +36 88 520 211

The Americas:

Tel: +1-951 781-5500

Fax: +1-951 781-5700

www.bourns.com

REV. D 08/15

Specifications are subject to change without notice.
The device characteristics and parameters in this data sheet can and do vary in different applications and actual device performance may vary over time.
Users should verify actual device performance in their specific applications.