



Chipsmall Limited consists of a professional team with an average of over 10 year of expertise in the distribution of electronic components. Based in Hongkong, we have already established firm and mutual-benefit business relationships with customers from,Europe,America and south Asia,supplying obsolete and hard-to-find components to meet their specific needs.

With the principle of "Quality Parts,Customers Priority,Honest Operation,and Considerate Service",our business mainly focus on the distribution of electronic components. Line cards we deal with include Microchip,ALPS,ROHM,Xilinx,Pulse,ON,Everlight and Freescale. Main products comprise IC,Modules,Potentiometer,IC Socket,Relay,Connector.Our parts cover such applications as commercial,industrial, and automotives areas.

We are looking forward to setting up business relationship with you and hope to provide you with the best service and solution. Let us make a better world for our industry!



Contact us

Tel: +86-755-8981 8866 Fax: +86-755-8427 6832

Email & Skype: info@chipsmall.com Web: www.chipsmall.com

Address: A1208, Overseas Decoration Building, #122 Zhenhua RD., Futian, Shenzhen, China



AC Line Rated Ceramic Disc Capacitors Class X2, 400 V_{AC}



FEATURES

- Complying with IEC 60384-14 3rd edition
- High reliability
- Radial leads
- Singlelayer AC Disc capacitors
- Material categorization: For definitions of compliance please see www.vishay.com/doc?99912


RoHS
COMPLIANT

APPLICATIONS

- X1, Y1 according to IEC 60384-14.3
- Across-the-line
- Line by-pass
- Antenna coupling

DESIGN

The capacitors consist of a ceramic disc of which both sides are silver-plated. Connection leads are made of tinned copper having a diameter of 0.025" (0.64 mm). The capacitors may be supplied with radial kinked or straight leads having a lead spacing of 0.375" (9.5 mm) or 0.250" (6.4 mm). The standard tolerance is $\pm 20\%$. Coating is made of flame retardant epoxy resin in accordance with "UL 94 V-0."

CAPACITANCE RANGE

9 nF to 0.1 μ F

RATED VOLTAGE

IEC 60384-14.3:

X2: 400 V_{AC}, 50 Hz

DIELECTRIC STRENGTH BETWEEN LEADS

Component test:

1250 V_{AC}, 50 Hz, 2 s

As repeated test admissible only once with:

1080 V_{AC}, 50 Hz, 2 s

Random sampling test (destructive test):

1250 V_{AC}, 50 Hz, 60 s

DIELECTRIC STRENGTH OF BODY INSULATION

2300 V_{AC}, 50 Hz, 60 s (destructive test)

QUICK REFERENCE DATA

DESCRIPTION	VALUE	
Ceramic Class	2	
Ceramic Dielectric	Y5V	Z5U
Voltage (V _{AC})	400	400
Min. Capacitance (pF)	9000	10 000
Max. Capacitance (pF)	100 000	10 000
Mounting	Radial	

INSULATION RESISTANCE

Min. 1000 Ω F

TOLERANCE ON CAPACITANCE

 $\pm 20\%$

DISSIPATION FACTOR

2.0 % max. at 1 kHz; 1 V

CERAMIC DIELECTRIC

Y5V, Z5U (class 2)

CATEGORY TEMPERATURE RANGE

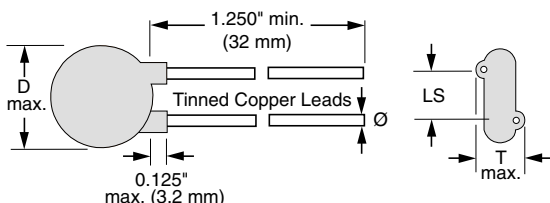
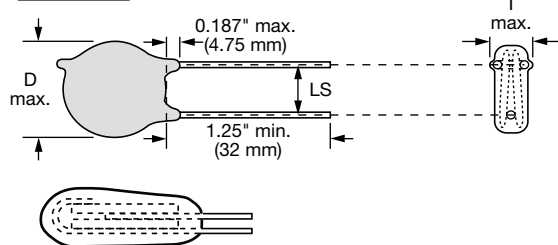
- 25 °C to + 125 °C

CLIMATIC CATEGORY ACC. TO EN60068-1

25/125/21

OPERATING TEMPERATURE RANGE

- 30 °C to + 125 °C

DIMENSIONS in inches (millimeters)

20VLP10-R

ORDERING INFORMATION, CERAMIC X2 CAPACITORS 20VL

C (μF)	TOL. (%)	D ^{max.} DIAMETER INCH (mm)	T ^{max.} THICKNESS INCH (mm)	WIRE SIZE		LS LEAD SPACE INCH (mm)	ORDERING CODE
Y5V							
0.009	± 20	0.530 (13.5)	0.150 (3.8)	22	0.025 (0.64)	0.375 (9.5)	20VLD90-R
0.010	± 20	0.620 (15.7)	0.150 (3.8)				20VLS10-R
0.020	± 20	0.720 (18.3)	0.150 (3.8)				20VLS20-R
0.100	± 20	0.950 (24.1)	0.230 (5.8)				20VLP10-R
Z5U							
0.010	± 20	0.530 (13.5)	0.160 (4.1)	22	0.025 (0.64)	0.250 (6.4)	20VLSS10-R

Notes

- Alternate lead spacings of 7.5 mm and 10 mm are available bulk or tape and reel on request.
- Minimum lead clearance according to IEC 60384-14: 0.118" (3 mm)

TAPE AND REEL OPTIONS

Part number codes and specifications for tape and reel packaging are found in the general information document - find web-link below.

APPROVALS

IEC 60384-14.3 - Safety tests
This approval together with CB test certificate substitutes all national approvals.

CB Certificate

X2-capacitor: CB test certificate: DE 1 - 19450 9 nF to 0.1 μ F 400 V_{AC}


VDE

X2-capacitor: VDE marks approval: 40003982 9 nF to 0.1 μ F 400 V_{AC}
DIN EN 60384-14 VDE 0565-1-1:2006-04 - Safety tests


Underwriters Laboratories Inc.


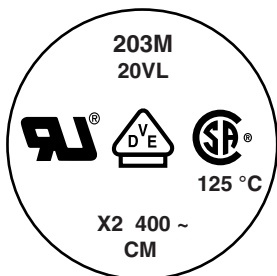
X2-capacitor: UL test certificate: E99264 9 nF to 0.1 μ F 400 V_{AC}
UL 60384-14, CSA E60384-1:03, CSA E60384-14:09
Across-the-line, antenna-coupling and line-by-pass component





MARKING

Sample



RELATED DOCUMENTS

General Information	www.vishay.com/doc?23140
CB Test Certificate	www.vishay.com/doc?22247
VDE Marks Approval	www.vishay.com/doc?22246
UL Test Certificate	www.vishay.com/doc?22245



Disclaimer

ALL PRODUCT, PRODUCT SPECIFICATIONS AND DATA ARE SUBJECT TO CHANGE WITHOUT NOTICE TO IMPROVE RELIABILITY, FUNCTION OR DESIGN OR OTHERWISE.

Vishay Intertechnology, Inc., its affiliates, agents, and employees, and all persons acting on its or their behalf (collectively, "Vishay"), disclaim any and all liability for any errors, inaccuracies or incompleteness contained in any datasheet or in any other disclosure relating to any product.

Vishay makes no warranty, representation or guarantee regarding the suitability of the products for any particular purpose or the continuing production of any product. To the maximum extent permitted by applicable law, Vishay disclaims (i) any and all liability arising out of the application or use of any product, (ii) any and all liability, including without limitation special, consequential or incidental damages, and (iii) any and all implied warranties, including warranties of fitness for particular purpose, non-infringement and merchantability.

Statements regarding the suitability of products for certain types of applications are based on Vishay's knowledge of typical requirements that are often placed on Vishay products in generic applications. Such statements are not binding statements about the suitability of products for a particular application. It is the customer's responsibility to validate that a particular product with the properties described in the product specification is suitable for use in a particular application. Parameters provided in datasheets and/or specifications may vary in different applications and performance may vary over time. All operating parameters, including typical parameters, must be validated for each customer application by the customer's technical experts. Product specifications do not expand or otherwise modify Vishay's terms and conditions of purchase, including but not limited to the warranty expressed therein.

Except as expressly indicated in writing, Vishay products are not designed for use in medical, life-saving, or life-sustaining applications or for any other application in which the failure of the Vishay product could result in personal injury or death. Customers using or selling Vishay products not expressly indicated for use in such applications do so at their own risk. Please contact authorized Vishay personnel to obtain written terms and conditions regarding products designed for such applications.

No license, express or implied, by estoppel or otherwise, to any intellectual property rights is granted by this document or by any conduct of Vishay. Product names and markings noted herein may be trademarks of their respective owners.

Material Category Policy

Vishay Intertechnology, Inc. hereby certifies that all its products that are identified as RoHS-Compliant fulfill the definitions and restrictions defined under Directive 2011/65/EU of The European Parliament and of the Council of June 8, 2011 on the restriction of the use of certain hazardous substances in electrical and electronic equipment (EEE) - recast, unless otherwise specified as non-compliant.

Please note that some Vishay documentation may still make reference to RoHS Directive 2002/95/EC. We confirm that all the products identified as being compliant to Directive 2002/95/EC conform to Directive 2011/65/EU.

Vishay Intertechnology, Inc. hereby certifies that all its products that are identified as Halogen-Free follow Halogen-Free requirements as per JEDEC JS709A standards. Please note that some Vishay documentation may still make reference to the IEC 61249-2-21 definition. We confirm that all the products identified as being compliant to IEC 61249-2-21 conform to JEDEC JS709A standards.