



Chipsmall Limited consists of a professional team with an average of over 10 year of expertise in the distribution of electronic components. Based in Hongkong, we have already established firm and mutual-benefit business relationships with customers from,Europe,America and south Asia,supplying obsolete and hard-to-find components to meet their specific needs.

With the principle of "Quality Parts,Customers Priority,Honest Operation,and Considerate Service",our business mainly focus on the distribution of electronic components. Line cards we deal with include Microchip,ALPS,ROHM,Xilinx,Pulse,ON,Everlight and Freescale. Main products comprise IC,Modules,Potentiometer,IC Socket,Relay,Connector.Our parts cover such applications as commercial,industrial, and automotives areas.

We are looking forward to setting up business relationship with you and hope to provide you with the best service and solution. Let us make a better world for our industry!



Contact us

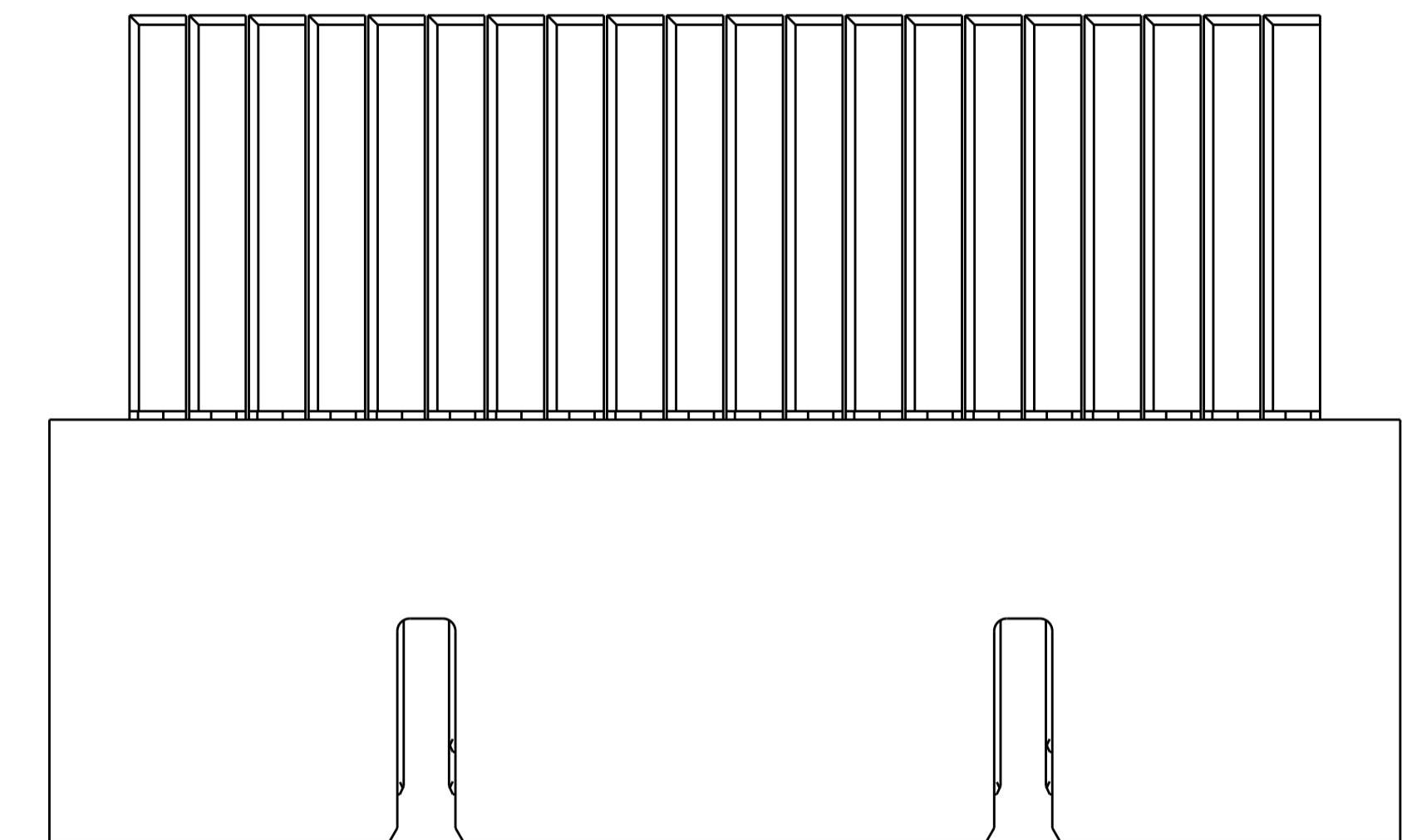
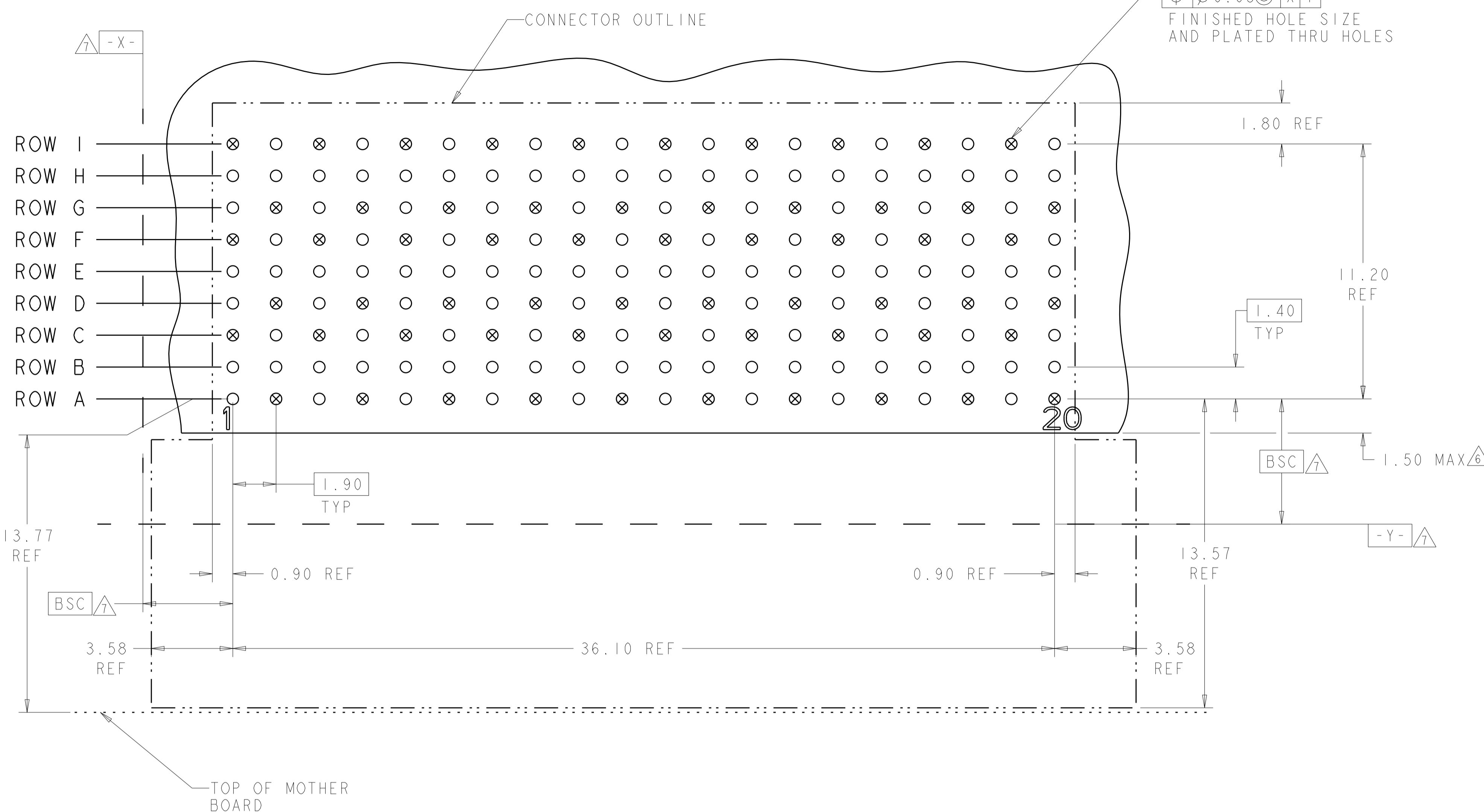
Tel: +86-755-8981 8866 Fax: +86-755-8427 6832

Email & Skype: info@chipsmall.com Web: www.chipsmall.com

Address: A1208, Overseas Decoration Building, #122 Zhenhua RD., Futian, Shenzhen, China

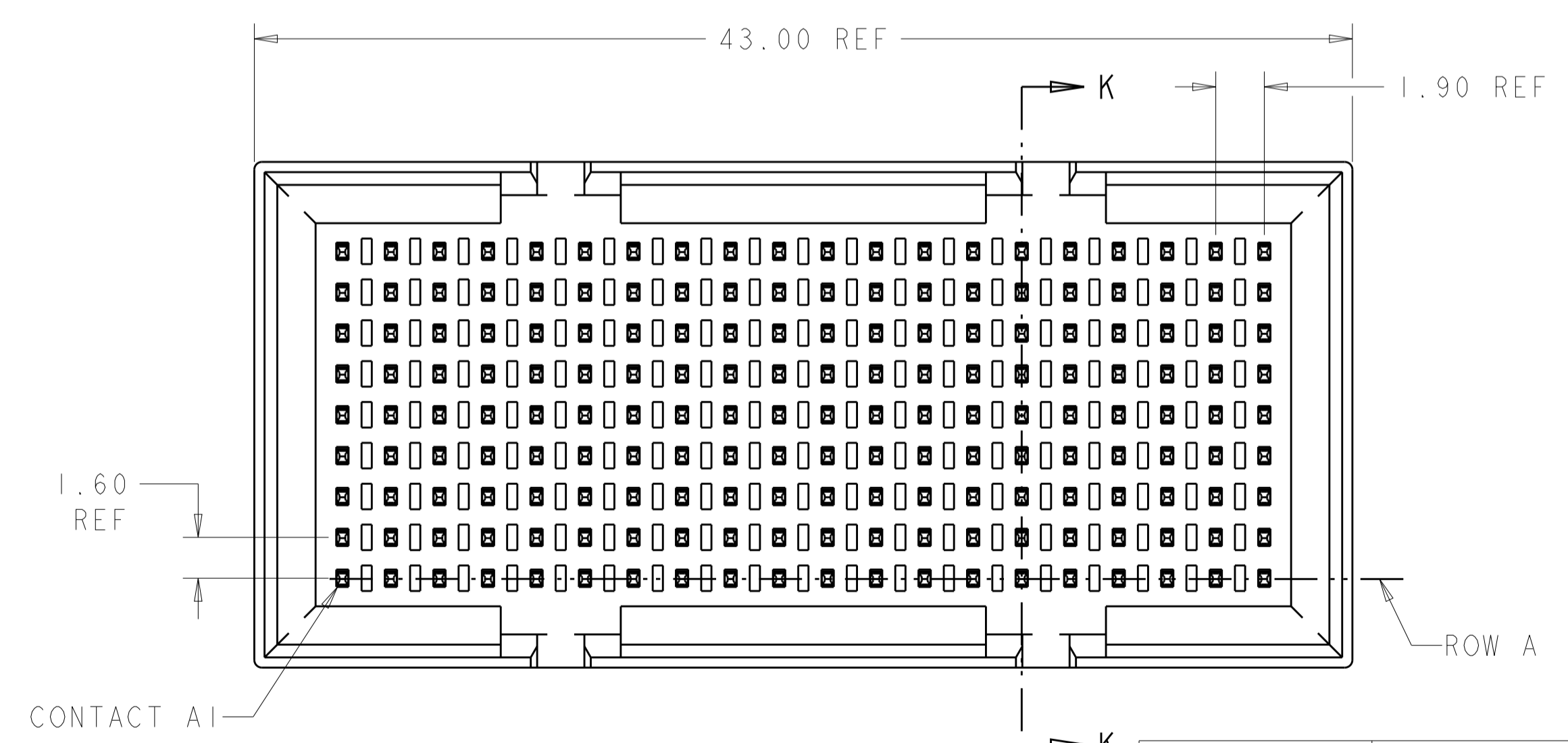
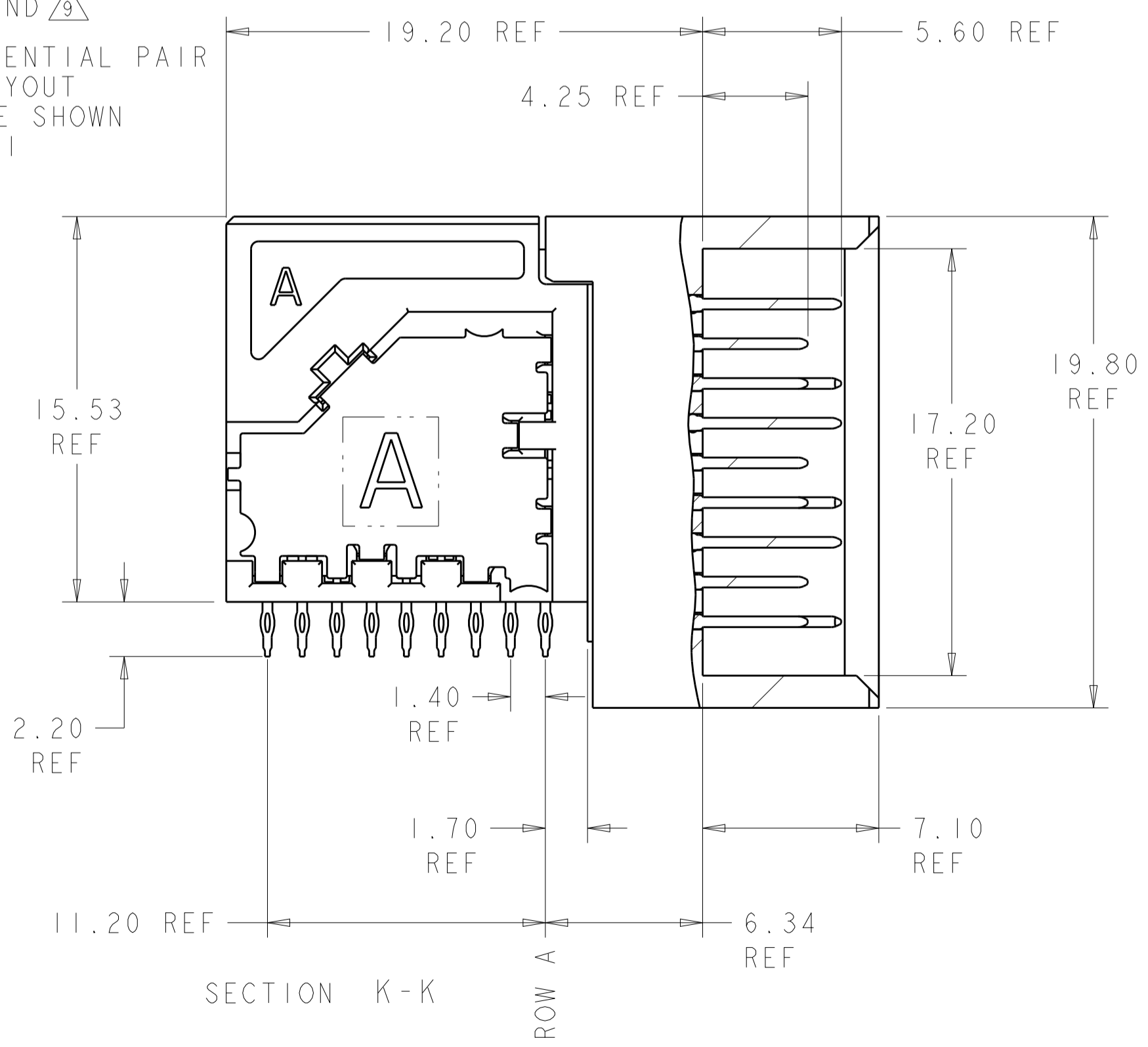


LOC		DIST		REVISIONS			
P	LTN	DESCRIPTION	DATE	DWN	APVD		
C		REV PER ECO 13-001730	1-31-13	CT	DH		
D		ECO-13-004755	26MAR2013	KG	DH		



- △ MATERIAL:
CONTACT AND SHIELD: COPPER ALLOY
HOUSING AND CHICKLET: LCP, COLOR: BLACK
- △ FINISH:
CONTACT: MATING AREA: 1.27µm MIN GOLD OVER
1.27µm MIN NICKEL
SHIELD: 1.27µm MIN NICKEL
- △ FINISH:
COMPLIANT PIN AREA: 0.38µm MIN BRIGHT TIN LEAD OVER
1.27µm MIN NICKEL
- △ FINISH:
COMPLIANT PIN AREA: 0.38µm MIN MATTE TIN OVER
1.27µm MIN NICKEL
- △ FINISH:
COMPLIANT PIN AREA: 0.38µm MIN GOLD OVER
1.27µm MIN NICKEL
- △ DIMENSION APPLIES TO CENTERLINE OF THRU HOLE.
- △ DATUMS AND BASIC DIMENSIONS ESTABLISHED BY CUSTOMER.
- △ REFERENCE APPLICATION SPEC 114-13267 FOR RECOMMENDED PLATED THRU HOLE DIAMETER AND PLATING THICKNESS.
- △ ALL GROUNDS IN ODD NUMBERED COLUMNS ARE COMMONED.
ALL GROUNDS IN EVEN NUMBERED COLUMNS, EXCEPT FOR ROW A ARE COMMONED.

○ = SIGNAL
⊗ = GROUND
RECOMMENDED DIFFERENTIAL PAIR
PC BOARD LAYOUT
COMPONENT SIDE SHOWN
SCALE 8:1



FINISH	PART NUMBER
△ 2 △ 5	2102159-3
△ 2 △ 4	2102159-2
△ 2 △ 3	2102159-1

THIS DRAWING IS A CONTROLLED DOCUMENT. DIMENSIONING AND TOLERANCING PER GPS (150 STANDARDS). DIMENSIONS: mm. TOLERANCES UNLESS OTHERWISE SPECIFIED: 0 PLC ±, 1 PLC ±0.13, 2 PLC ±0.05, 3 PLC ±, 4 PLC ±, ANGLES ±2°. MATERIAL: FINISH: .

DWN: D. BELACK 06 JUL 2009
CHK: A. TSANG 7-6-2009
APVD: M. McALONIS 7-6-2009

NAME: Fortis Zd, 3-PAIR, 20-COLUMN, R/A, FULL MODULE ASSEMBLY DIFFERENTIAL PAIR
PRODUCT SPEC: 108-2409
APPLICATION SPEC: 114-13267
WEIGHT: ~27.18g
CAGE CODE: A100779
DRAWING NO: C=2102159

TE Connectivity
SCALE: 5:1 SHEET: 1 OF 1 REV: D