



Chipsmall Limited consists of a professional team with an average of over 10 year of expertise in the distribution of electronic components. Based in Hongkong, we have already established firm and mutual-benefit business relationships with customers from,Europe,America and south Asia,supplying obsolete and hard-to-find components to meet their specific needs.

With the principle of “Quality Parts,Customers Priority,Honest Operation,and Considerate Service”,our business mainly focus on the distribution of electronic components. Line cards we deal with include Microchip,ALPS,ROHM,Xilinx,Pulse,ON,Everlight and Freescale. Main products comprise IC,Modules,Potentiometer,IC Socket,Relay,Connector.Our parts cover such applications as commercial,industrial, and automotives areas.

We are looking forward to setting up business relationship with you and hope to provide you with the best service and solution. Let us make a better world for our industry!



Contact us

Tel: +86-755-8981 8866 Fax: +86-755-8427 6832

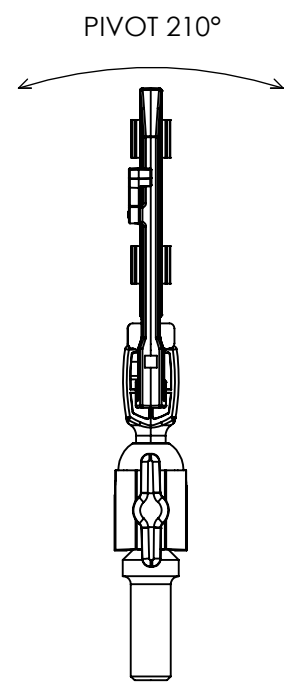
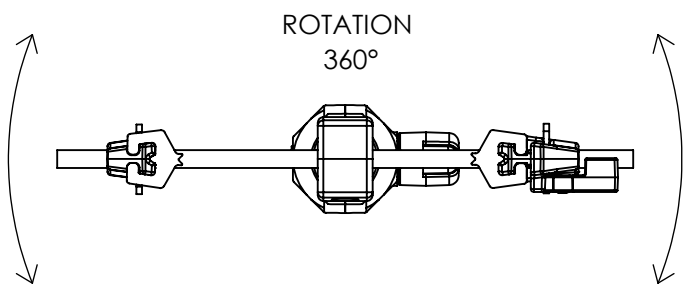
Email & Skype: info@chipsmall.com Web: www.chipsmall.com

Address: A1208, Overseas Decoration Building, #122 Zhenhua RD., Futian, Shenzhen, China



8 7 6 5 4 3 2 1

REVISIONS				
ZONE	REV.	DESCRIPTION	DRAWN/DATE	APPROVED/DATE
	PR1	INITIAL RELEASE OF PRODUCT SPECIFICATIONS	IM 10/04/2017	



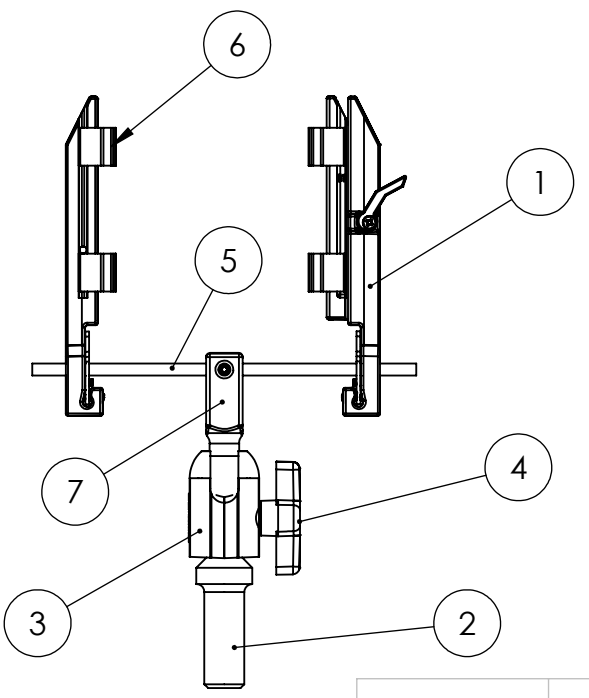
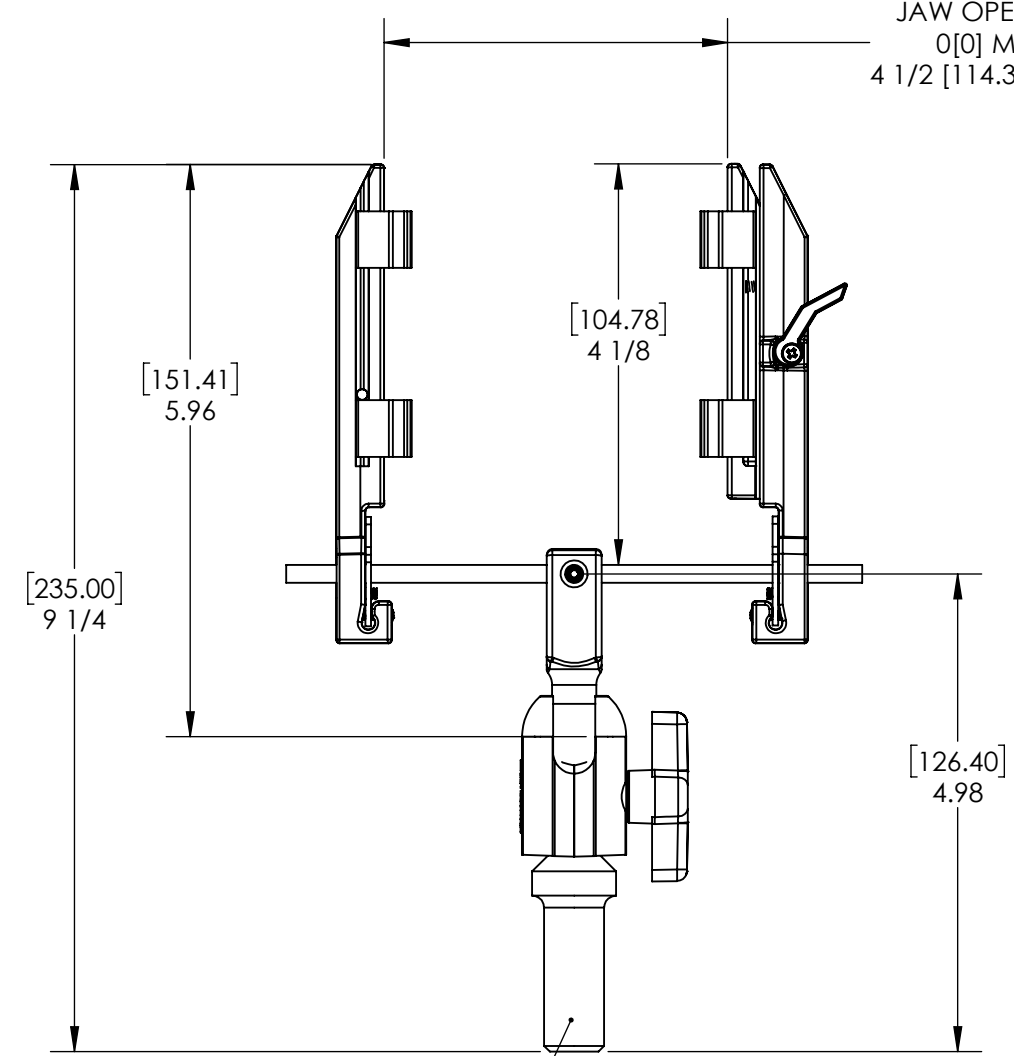
SPECIFICATIONS

OVERALL HEIGHT:9 1/4 [235.00]
 ROTATION:360 DEGREES
 SWIVEL:360 DEGREES
 PIVOT:210 DEGREES
 SHIPPING WEIGHT:0.6 POUNDS [.27KG]
 VISE OPENING:4 1/2 [114.30] MAXIMUM
 JAW HEIGHT:4 1/8 [104.78]

MATERIAL

1. VISE ARM PAIR ASSY: ALUMINUM #380 DIE CAST
2. 5/8" ADAPTER SHAFT: 6061-T6 ALUMINUM - CLEAR ANODIZE
3. BALL JOINT KNUCKLES: #3 ZINC DIE CAST SILVER PAINT
4. KNOB: KNUCKLE ASSEMBLY ZINC DIE CAST PAINTED BLACK
1/4-28 X 7/8 STEEL SOCKET SCREW BLACK OXIDE
5. CROSS BAR: ZINC-PLATED STEEL
6. STANDOFFS: SILICONE RUBBER, BLACK, SHORE 80±5
7. BALL: PA6+30%GF-BLACK

JAW OPENING
 0[0] MIN
 4 1/2 [114.30] MAX



5/8" SHAFT FOR USE
 IN 300 SERIES BASE

PROPRIETARY AND CONFIDENTIAL
 THE INFORMATION CONTAINED IN THIS DRAWING IS THE SOLE PROPERTY OF PANAVISE PRODUCTS INC. ANY REPRODUCTION IN PART OR AS A WHOLE WITHOUT THE WRITTEN PERMISSION OF PANAVISE PRODUCTS INC IS PROHIBITED.

UNLESS OTHERWISE SPECIFIED:		NAME	DATE	<p>7540 Colbert Drive, Reno, Nevada 89511-1225 Phone (775) 850-2900 Fax (775) 850-2929</p> <p>TITLE: MODEL 217 SPEC SHEET</p>	
DIMENSIONS ARE IN INCHES		DRAWN	IM		100417
TOLERANCES:		CHECKED			
FRACTIONAL ±1/64		ENG APPR.			
ANGULAR:		MFG APPR.			
MACH ±1/2° BEND ±1°		Q.A.			
TWO PLACE DECIMAL ±01		COMMENTS:			
THREE PLACE DECIMAL ±.005					
INTERPRET GEOMETRIC TOLERANCING PER: ASME 14.5M -2009					
MATERIAL					
NEXT ASSY	USED ON	FINISH			
APPLICATION		DO NOT SCALE DRAWING			

SIZE	DWG. NO.	REV
B	217 SP	PR1
SCALE: 1:2	WEIGHT:	SHEET 1 OF 1

8 7 6 5 4 3 2 1