



Chipsmall Limited consists of a professional team with an average of over 10 year of expertise in the distribution of electronic components. Based in Hongkong, we have already established firm and mutual-benefit business relationships with customers from,Europe,America and south Asia,supplying obsolete and hard-to-find components to meet their specific needs.

With the principle of "Quality Parts,Customers Priority,Honest Operation,and Considerate Service",our business mainly focus on the distribution of electronic components. Line cards we deal with include Microchip,ALPS,ROHM,Xilinx,Pulse,ON,Everlight and Freescale. Main products comprise IC,Modules,Potentiometer,IC Socket,Relay,Connector.Our parts cover such applications as commercial,industrial, and automotives areas.

We are looking forward to setting up business relationship with you and hope to provide you with the best service and solution. Let us make a better world for our industry!



Contact us

Tel: +86-755-8981 8866 Fax: +86-755-8427 6832

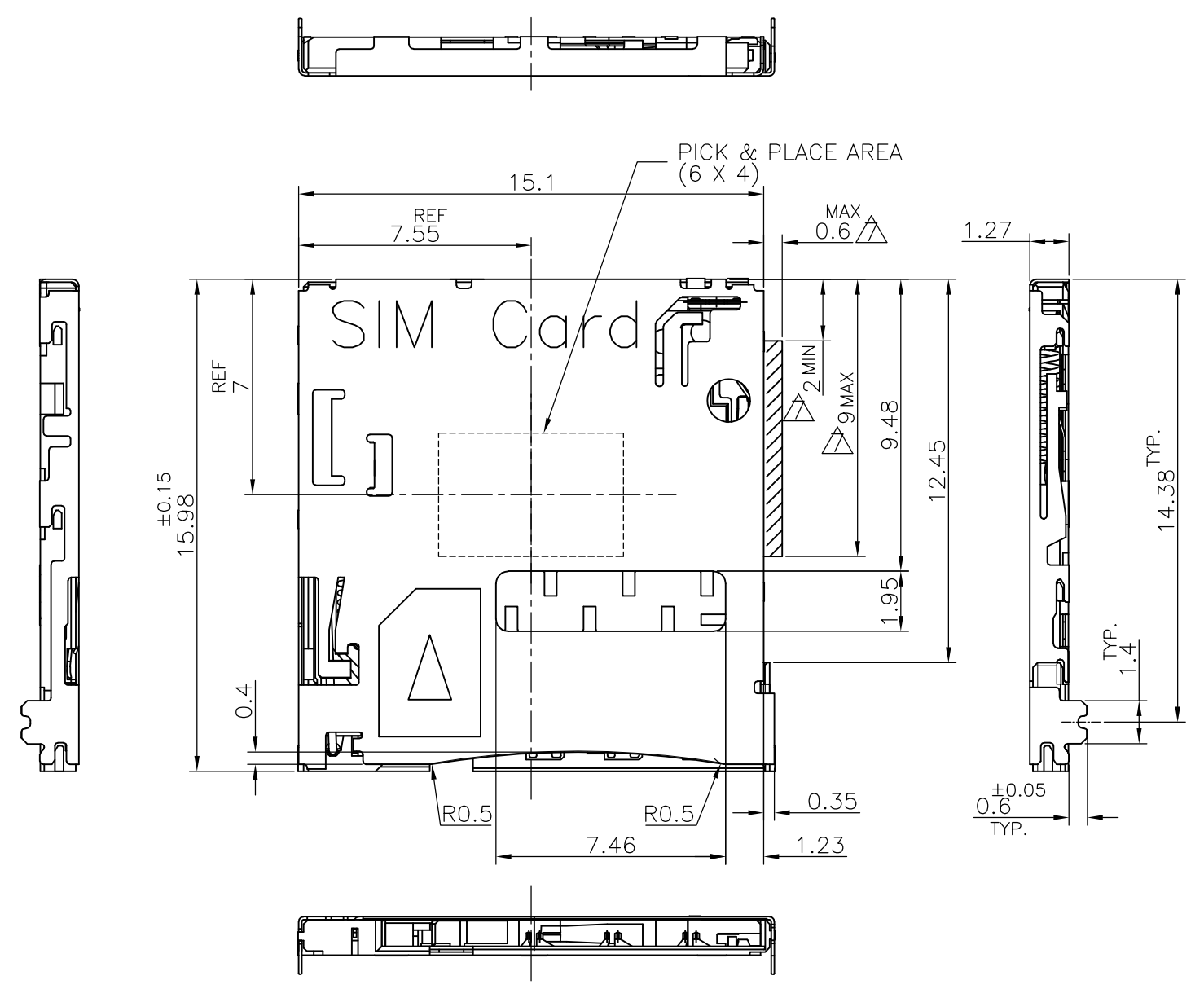
Email & Skype: info@chipsmall.com Web: www.chipsmall.com

Address: A1208, Overseas Decoration Building, #122 Zhenhua RD., Futian, Shenzhen, China



THIS DRAWING IS UNPUBLISHED. RELEASED FOR PUBLICATION JUN ,2011.
 © COPYRIGHT 2011 By Tyco Electronics Japan G.K. ALL RIGHTS RESERVED.

LOC	DIST	REVISIONS					
		P	LTR	DESCRIPTION	DATE	DWN	APVD
J	/		D	REVISED	18NOV2015	M.T	K.K

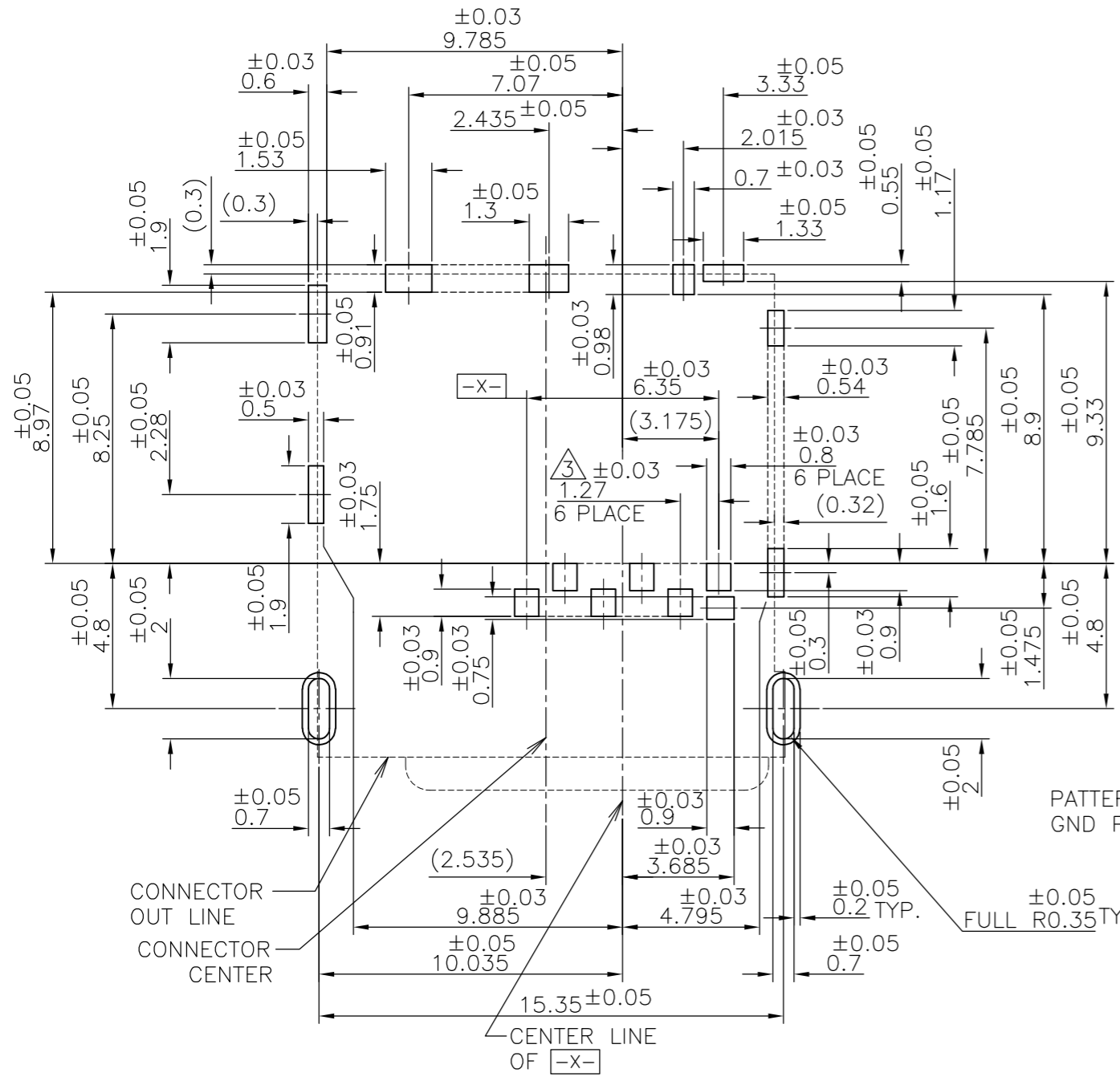


- 1. MATERIAL HOUSING,SLIDER : THERMOPLASTIC RESIN UL94V-0, COLOR;BLACK
CONTACT : COPPER ALLOY
SHELL : STAINLESS STEEL
COIL : SWP
CAM ROD : STAINLESS STEEL
- △ FINISH CONTACT : Au PL AT CONTACT AREA
Au PL AT SOLDERING AREA
SHELL : Au PL AT SOLDERING AND SWITCH AREA
- △ NON-CUMULATIVE TOLERANCE
- 4. COPLANARITY IS 0.1MAX.
- △ CIRCUIT DRAWING OF SWITCH.
- 6. OVERALL TOLERANCE:±0.1
- △ SWITCH MOVING AREA.

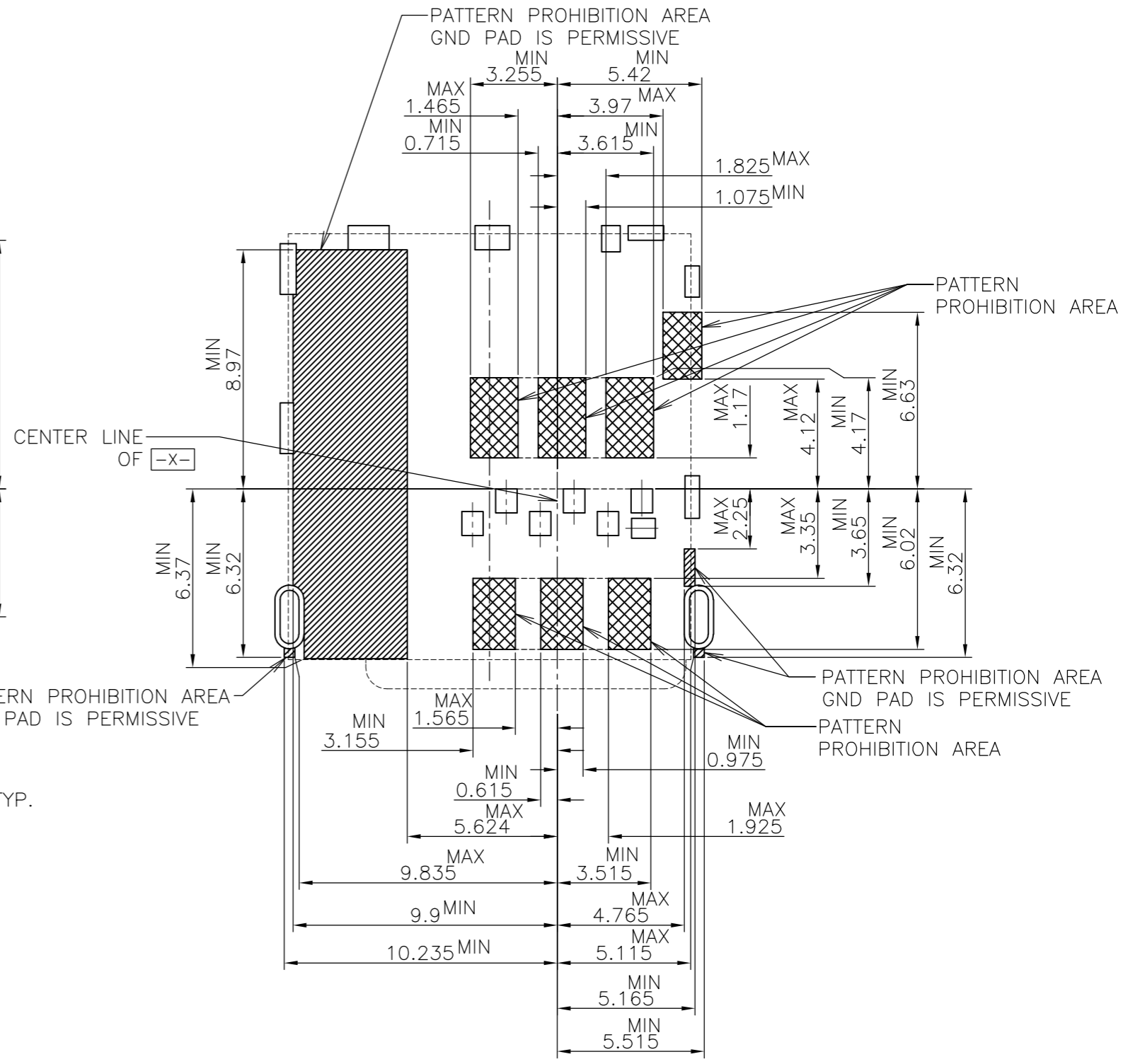
△	2174803-2
FINISH	PART NUMBER

THIS DRAWING IS A CONTROLLED DOCUMENT.		DWN J.TSUJI 30JUN2011	STE TE Connectivity	
DIMENSIONS: mm		CHK K.KOBAYASHI 30JUN2011		
TOLERANCES UNLESS OTHERWISE SPECIFIED:		APVD T.KUSUHARA 30JUN2011	NAME	
0 PLC ± -		PRODUCT SPEC		
1 PLC ± -		108-78896		
2 PLC ± -		APPLICATION SPEC		
3 PLC ± -		SIZE	CAGE CODE	DRAWING NO
4 PLC ± -		A3 00779		C-2174803
ANGLES ± -		RESTRICTED TO		
FINISH		CUSTOMER DRAWING		
MATERIAL		WEIGHT	SCALE	SHEET
		-	5:1	1 OF 5
		REV D		

P	LTR	DESCRIPTION	DATE	DWN	APVD
-	-	SEE SHEET 1	-	-	-



PCB LAYOUT(REFERENCE)
(VIEWED FROM CONNECTOR MOUNT SIDE)



THIS DRAWING IS A CONTROLLED DOCUMENT.

DIMENSIONS:	TOLERANCES UNLESS OTHERWISE SPECIFIED:
mm	
	0 PLC ± -
	1 PLC ± -
	2 PLC ± -
	3 PLC ± -
	4 PLC ± -
	ANGLES ± -
MATERIAL	FINISH ± -

DWN	-
CHK	-
APVD	-
PRODUCT SPEC	-
APPLICATION SPEC	-
WEIGHT	-



NAME		MICRO SIM CONNECTOR PUSH-PUSH DIP TYPE	
SIZE	CAGE CODE	DRAWING NO	RESTRICTED TO
A3	00779	C-2174803	

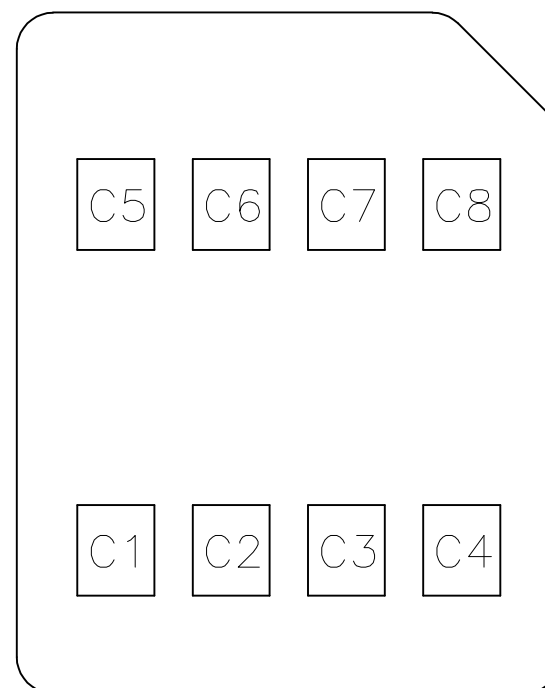
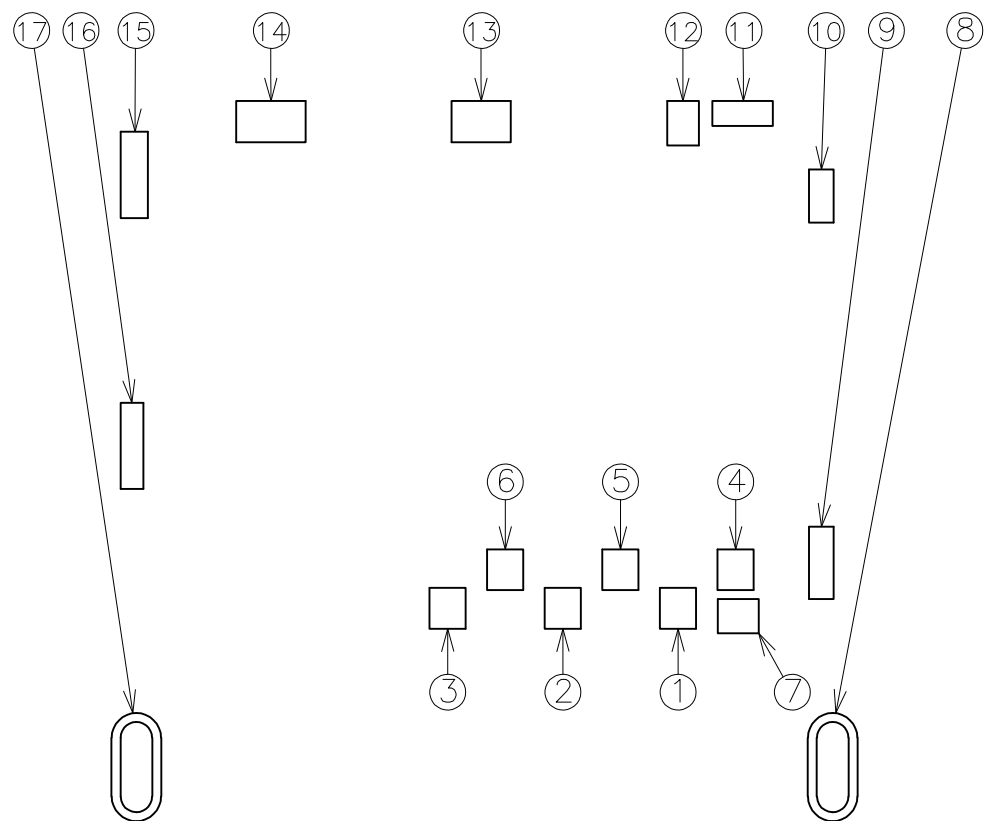
P	LTR	DESCRIPTION	DATE	DWN	APVD
-	-	SEE SHEET 1	-	-	-

Connector Pin Assignment

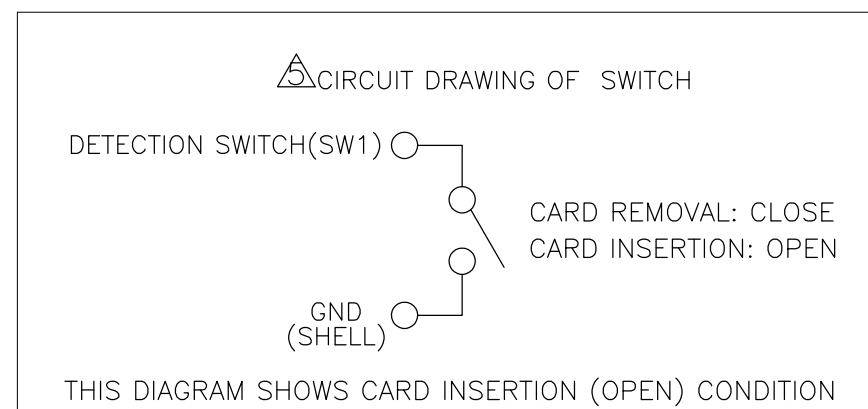
No.	Pin Name	Description
①	C1	Vcc of SIM
②	C2	RST of SIM
③	C3	CLK of SIM
④	C5	GND of SIM
⑤	C6	Vpp of SIM
⑥	C7	I/O of SIM
⑦	SW	Detection Switch
⑧~⑰	GND	Shell Ground

SIM Card Pin Assignment

Pin No.	Name
C1	Vcc
C2	RST
C3	CLK
C4	Reserved
C5	GND
C6	Vpp
C7	I/O
C8	Reserved



SIM CARD PAD LAYOUT



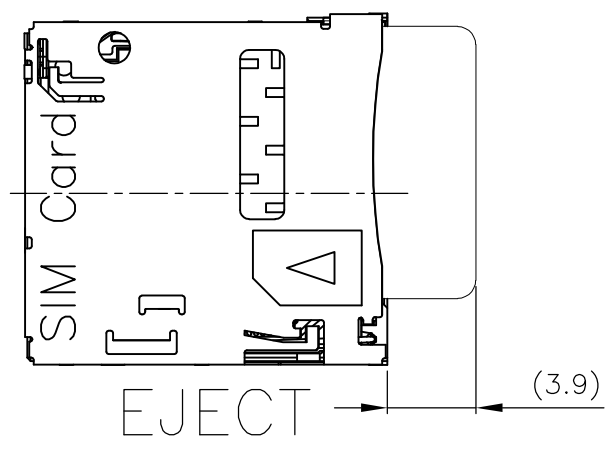
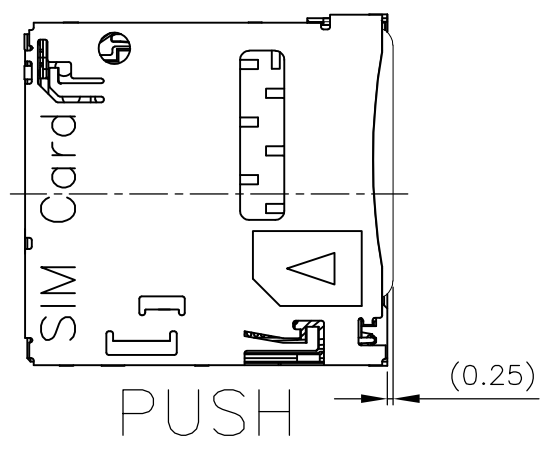
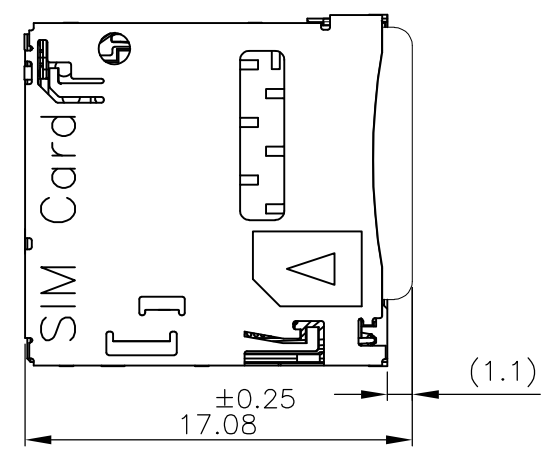
PCB LAYOUT(REFERENCE)
(VIEWED FROM CONNECTOR MOUNT SIDE)

THIS DRAWING IS A CONTROLLED DOCUMENT.		DWN	-		
DIMENSIONS: mm		CHK	-		
TOLERANCES UNLESS OTHERWISE SPECIFIED:		APVD	-		
0 PLC ± -		PRODUCT SPEC	-		
1 PLC ± -		APPLICATION SPEC	-		
2 PLC ± -		WEIGHT	-		
3 PLC ± -		<p>STE TE Connectivity</p> <p>NAME</p> <p>MICRO SIM CONNECTOR PUSH-PUSH DIP TYPE</p>			
4 PLC ± -		SIZE	CAGE CODE	DRAWING NO	RESTRICTED TO
ANGLES ± -		A3	00779	C-2174803	
FINISH		CUSTOMER DRAWING		SCALE	SHEET
				NTS	3 OF 5

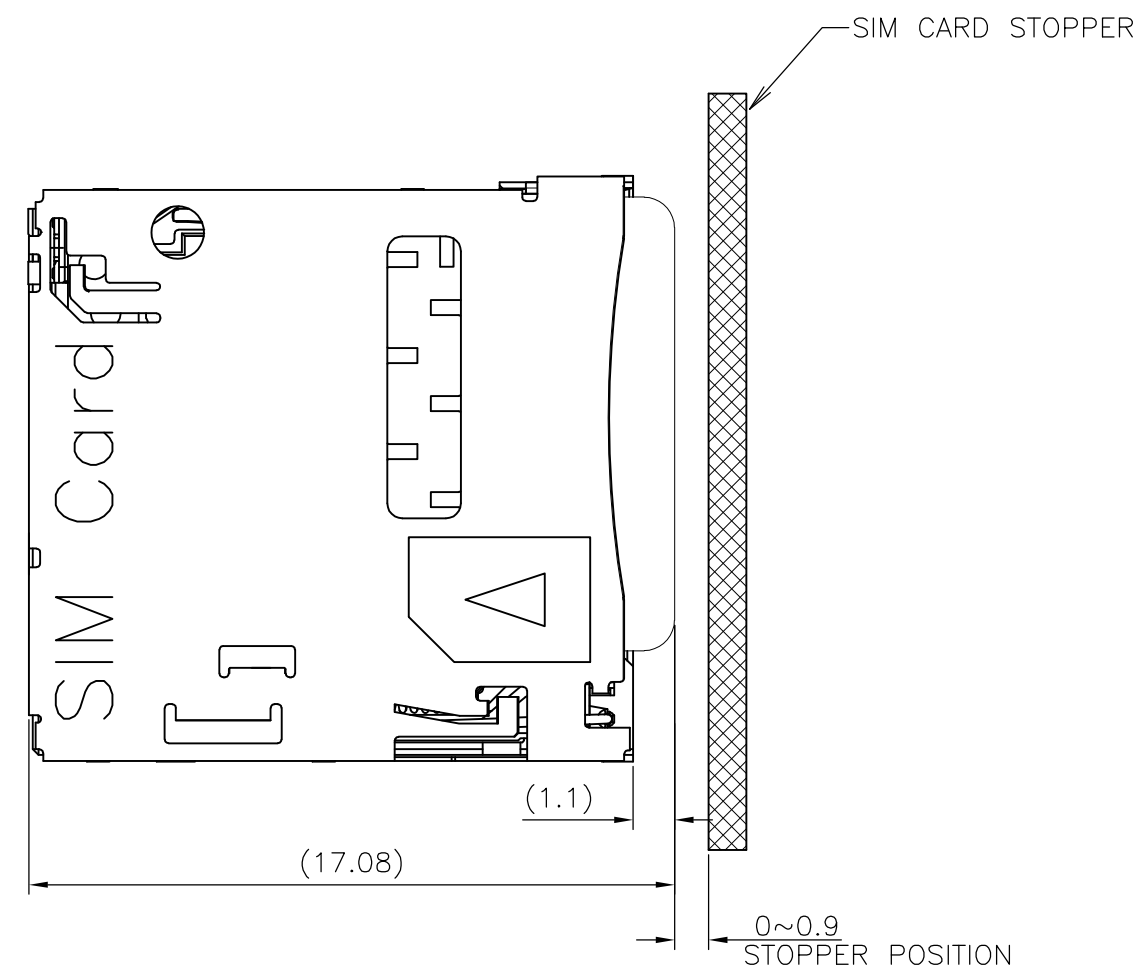
THIS DRAWING IS UNPUBLISHED. RELEASED FOR PUBLICATION JUN , 2011.
 © COPYRIGHT 2011 By Tyco Electronics Japan G.K. ALL RIGHTS RESERVED.

LOC		DIST		REVISIONS			DATE	DWN	APVD
P	LTR	DESCRIPTION							
	-	SEE SHEET 1			-	-	-	-	

THERE IS NO MICRO SIM CARD LOCK IN THIS CONNECTOR.
 CARD STOPPER AS SHOWN BELOW MUST BE NECESSARY.



SCALE 3:1



THIS DRAWING IS A CONTROLLED DOCUMENT.		DWN	TE Connectivity				
DIMENSIONS: mm		CHK				NAME	
TOLERANCES UNLESS OTHERWISE SPECIFIED:		APVD	MICRO SIM CONNECTOR PUSH-PUSH DIP TYPE				
0 PLC ± - 1 PLC ± - 2 PLC ± - 3 PLC ± - 4 PLC ± - ANGLES ± - FINISH		PRODUCT SPEC	SIZE	CAGE CODE	DRAWING NO	RESTRICTED TO	
MATERIAL		APPLICATION SPEC	A3	00779	C-2174803		
		WEIGHT	CUSTOMER DRAWING		SCALE 5:1	SHEET 4 OF 5	REV D

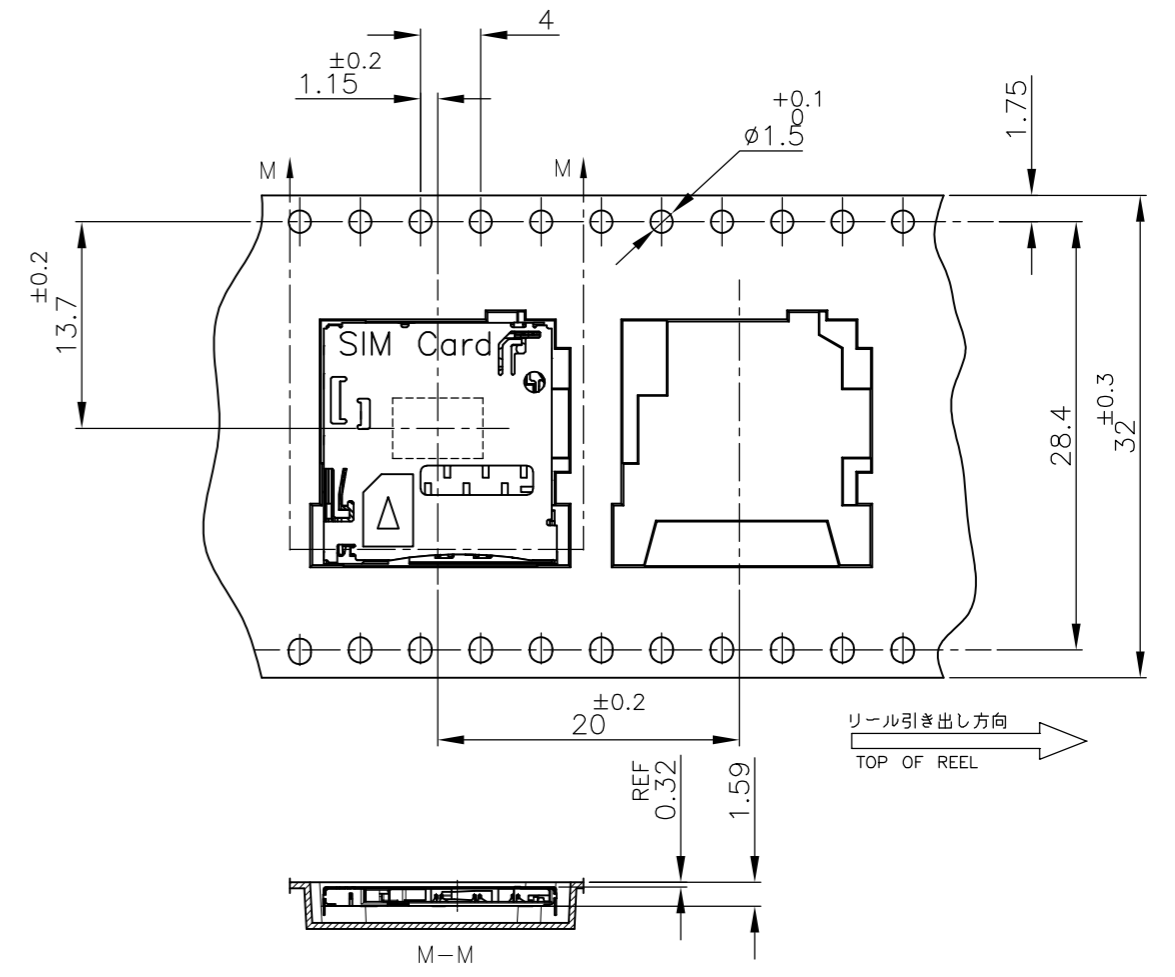
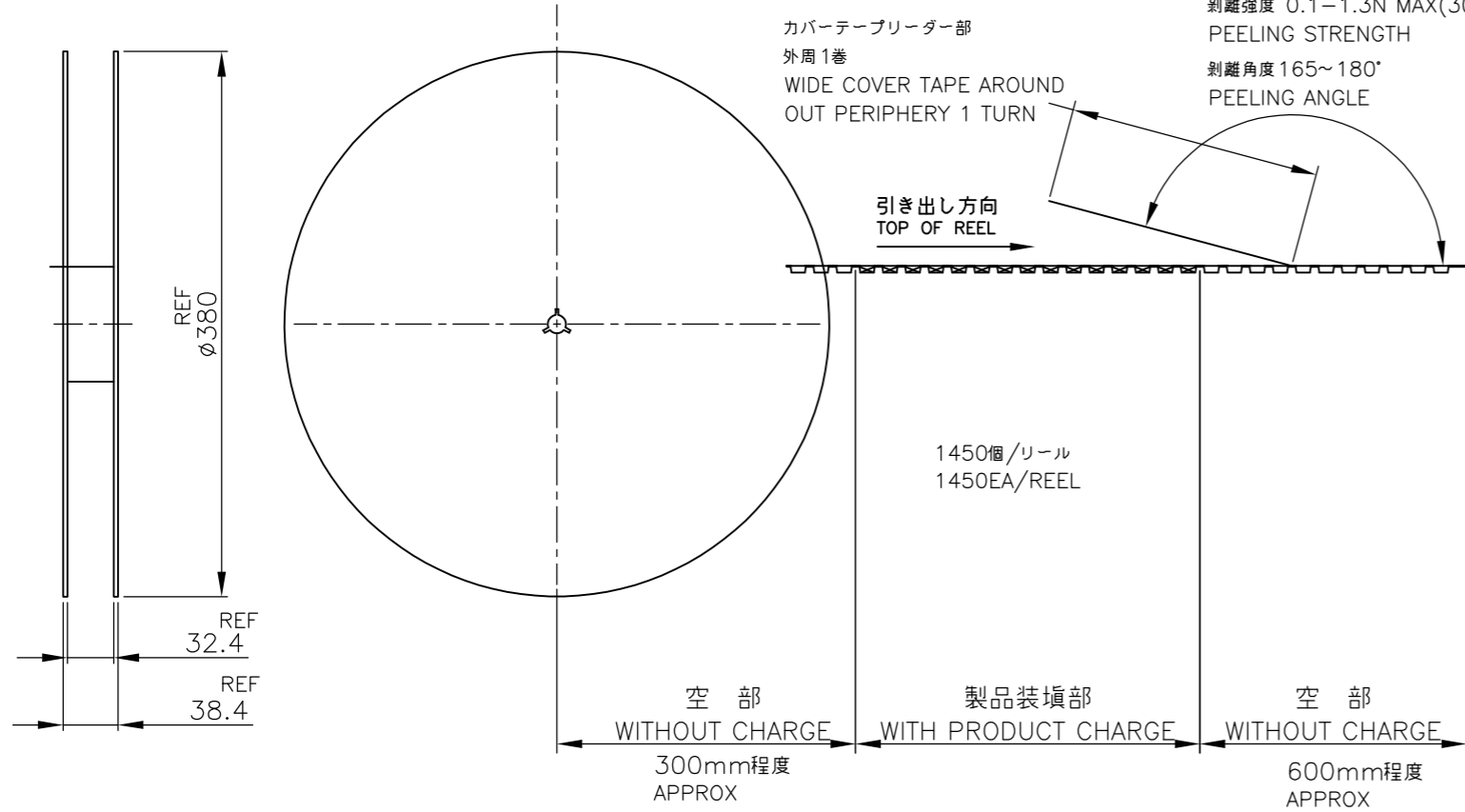
THIS DRAWING IS UNPUBLISHED.

RELEASED FOR PUBLICATION JUN ,2011.

© COPYRIGHT 2011 By Tyco Electronics Japan G.K.

ALL RIGHTS RESERVED.

LOC	DIST	REVISIONS			
P	LTR	DESCRIPTION	DATE	DWN	APVD
		SEE SHEET 1	-	-	-



THIS DRAWING IS A CONTROLLED DOCUMENT.		DWN	-		
DIMENSIONS: mm		CHK	-		
TOLERANCES UNLESS OTHERWISE SPECIFIED:		APVD	-		
0 PLC ± -		PRODUCT SPEC	-		
1 PLC ± -		APPLICATION SPEC	-		
2 PLC ± -		WEIGHT	-		
3 PLC ± -		TE Connectivity			
4 PLC ± -		MICRO SIM CONNECTOR PUSH-PUSH DIP TYPE			
ANGLES ± -		SIZE	CAGE CODE	DRAWING NO	RESTRICTED TO
FINISH		A3 00779 C-2174803		-	
MATERIAL		CUSTOMER DRAWING		SCALE	SHEET
				NTS	5 OF 5
				REV	D