



Chipsmall Limited consists of a professional team with an average of over 10 year of expertise in the distribution of electronic components. Based in Hongkong, we have already established firm and mutual-benefit business relationships with customers from,Europe,America and south Asia,supplying obsolete and hard-to-find components to meet their specific needs.

With the principle of “Quality Parts,Customers Priority,Honest Operation,and Considerate Service”,our business mainly focus on the distribution of electronic components. Line cards we deal with include Microchip,ALPS,ROHM,Xilinx,Pulse,ON,Everlight and Freescale. Main products comprise IC,Modules,Potentiometer,IC Socket,Relay,Connector.Our parts cover such applications as commercial,industrial, and automotives areas.

We are looking forward to setting up business relationship with you and hope to provide you with the best service and solution. Let us make a better world for our industry!



Contact us

Tel: +86-755-8981 8866 Fax: +86-755-8427 6832

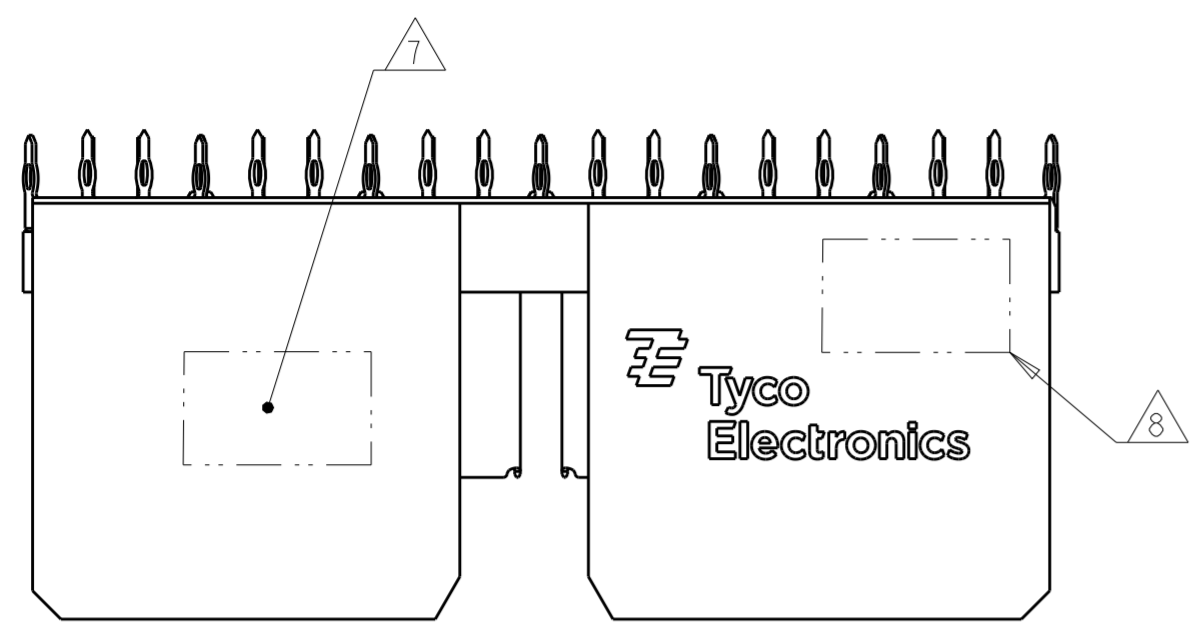
Email & Skype: info@chipsmall.com Web: www.chipsmall.com

Address: A1208, Overseas Decoration Building, #122 Zhenhua RD., Futian, Shenzhen, China

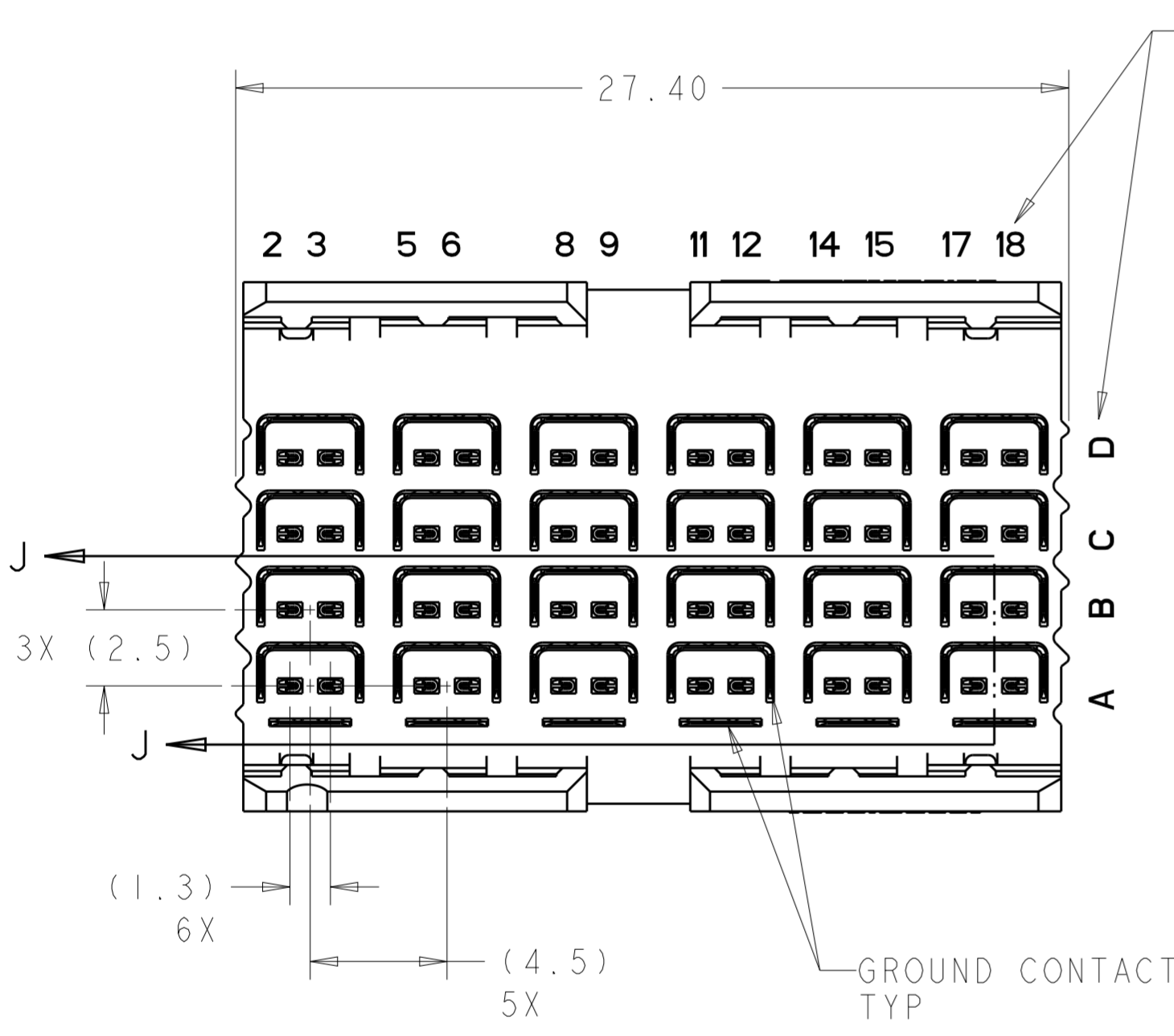


THIS DRAWING IS UNPUBLISHED. RELEASED FOR PUBLICATION 20
 © COPYRIGHT 20 TE CONNECTIVITY ALL RIGHTS RESERVED.

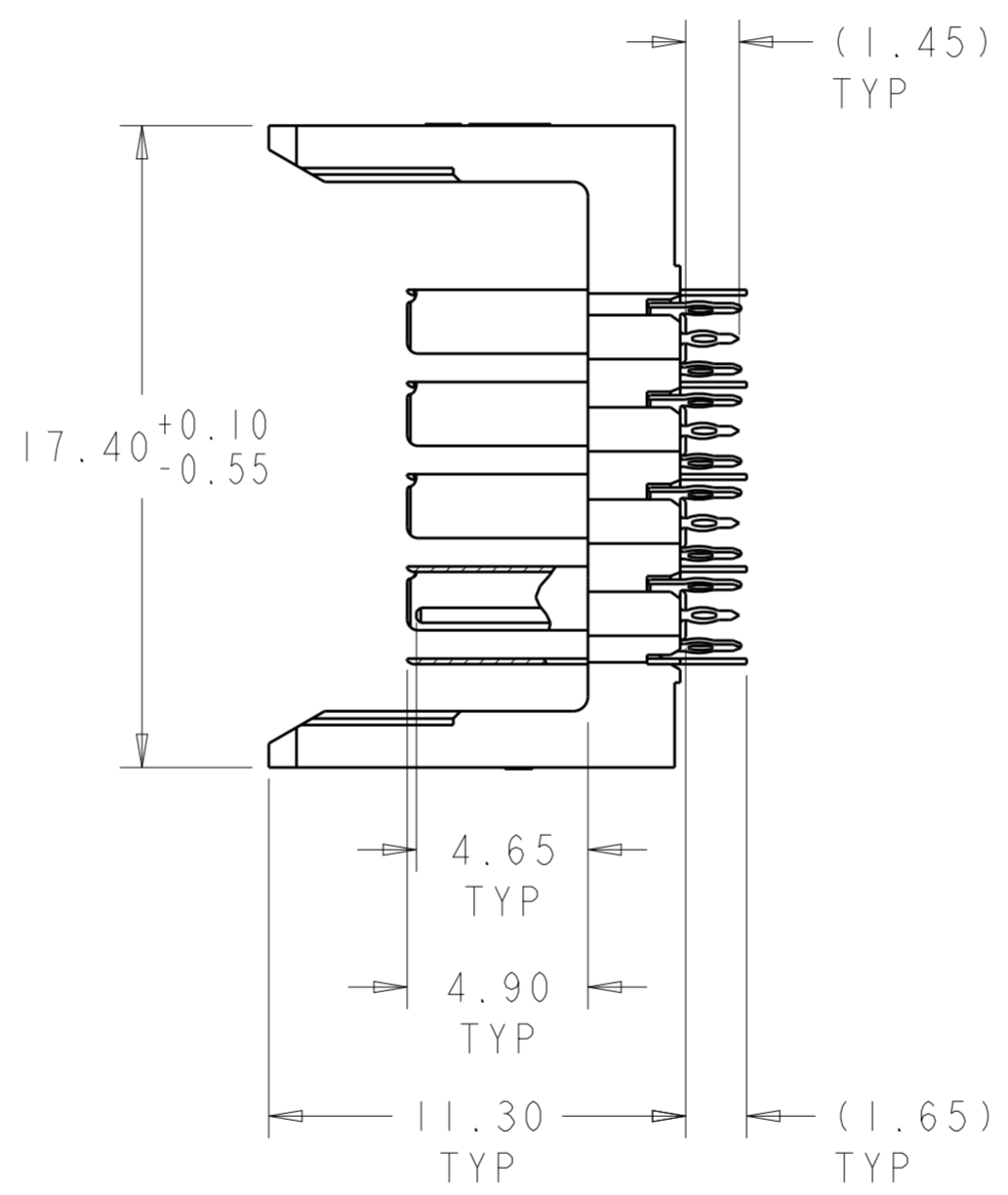
LOC		DIST		REVISIONS		
P	LTR	DESCRIPTION	DATE	DWN	APVD	
A		INITIAL RELEASE	28OCT2013	J.G	C.Z	
B		UPDATED FHS ON NOTE 4	14NOV2013	J.G	C.Z	
C		STATUS UPDATE	12DEC2013	J.G	C.Z	



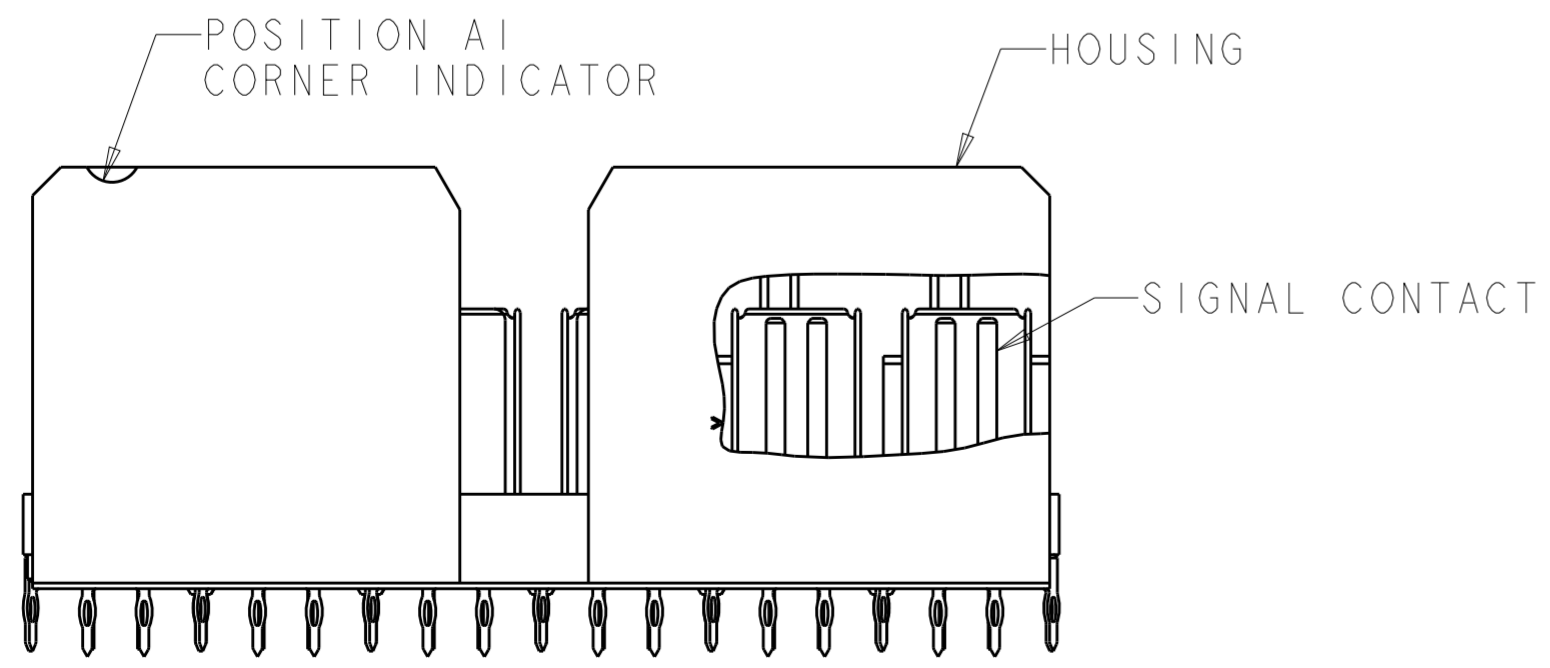
- ① HOUSING: THERMOPLASTIC, UL 94V-0, BLACK. CONTACT: COPPER ALLOY.
- ② CONFORMS TO REQUIREMENTS OF TE PRODUCT SPEC 108-2413, BASED ON TELECORDIA GR-1217-CORE FOR SYSTEM QUALITY LEVEL III APPLICATIONS IN CONTROLLED ENVIRONMENTS (CENTRAL OFFICE).
- ③ CONSULT APPLICATION SPECIFICATION 114-13301.
- ④ PLATED THRU HOLE REQUIREMENTS:
 FINISHED HOLE = $\varnothing 0.344 \pm 0.046$ mm
 DRILLED HOLE BEFORE PLATING = $\varnothing 0.420 \sim 0.435$ mm
 COPPER THICKNESS = 0.042mm REF
- ⑤ PLATED THRU HOLE DIMENSIONS APPLY TO 1.00mm DEPTH FROM MOUNT SIDE OF BOARD.
- ⑥ HOLE POSITION TOLERANCE APPLIES WITHIN PATTERN FOR CONNECTOR PATTERN TO CONNECTOR PATTERN, A 0.12 $\text{\textcircled{M}}$ POSITION TOLERANCE APPLIES.
- ⑦ CONNECTOR MARKED WITH PART NUMBER, DATE CODE, AND OPTIONAL MANUFACTURING LOCATION IDENTIFICATION CODE IN APPROXIMATE AREA SHOWN.
- ⑧ CONNECTOR MARKED WITH 2D BARCODE IN APPROXIMATE AREA SHOWN.



COLUMN NUMBER AND ROW LETTER (LOCATION SAME AS PCB LAYOUT PER SHEET 2)



SECTION J-J

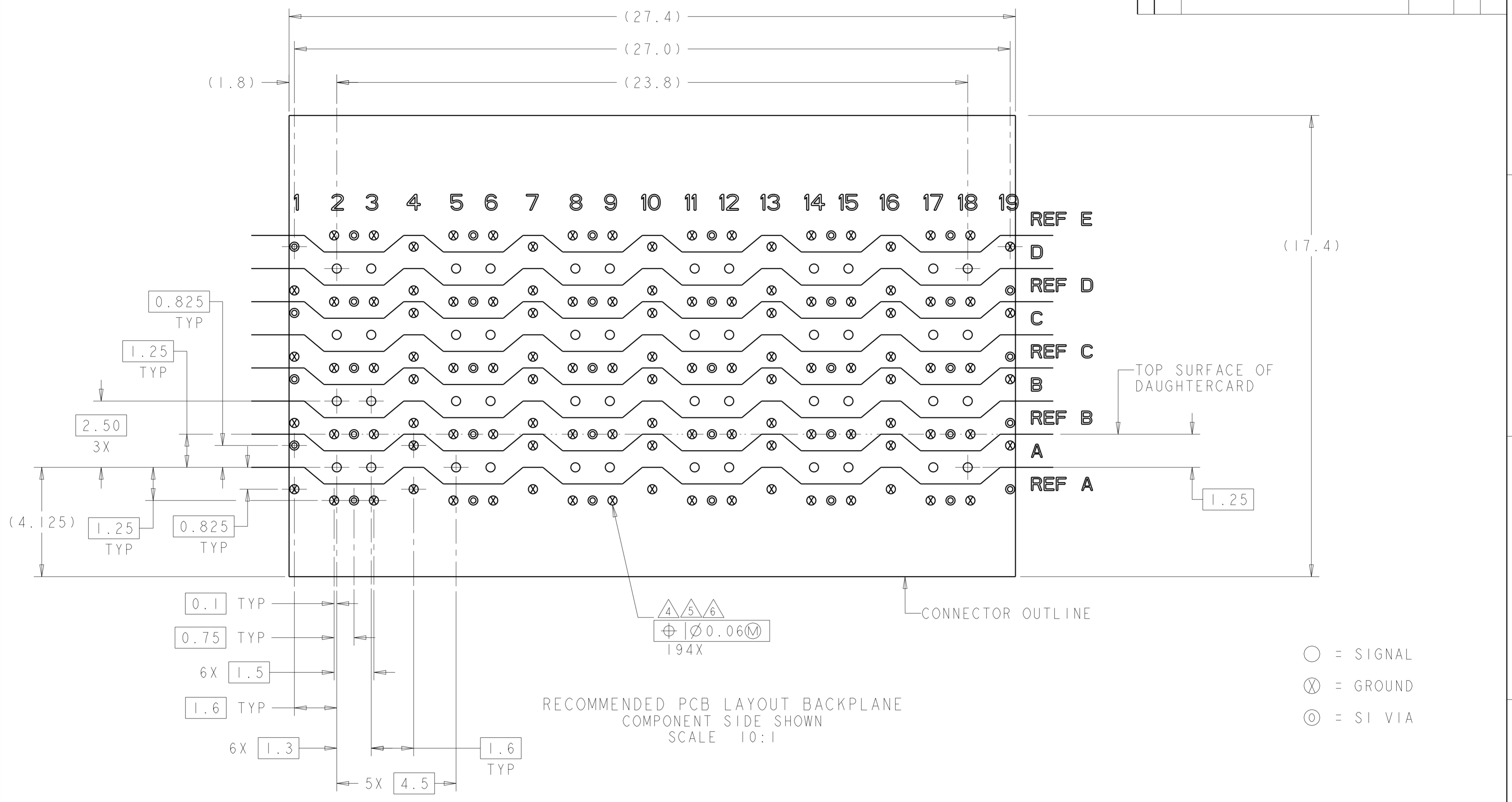


48	TIN	2180830-2
48	TIN-LEAD	2180830-1
SIGNAL CONTACT QTY REF	PRESS FIT TAIL PLATING	PART NO

THIS DRAWING IS A CONTROLLED DOCUMENT.		DWN M. SHIRK 17JUN2011	TE Connectivity	NAME		
DIMENSIONS: mm		CHK N. SWANGER 17JUN2011		HEADER ASSEMBLY, 4 PAIR 6 COLUMN, 4.5mm PITCH, STRADA WHISPER		
TOLERANCES UNLESS OTHERWISE SPECIFIED:		APVD N. SWANGER 17JUN2011		SIZE	CAGE CODE	DRAWING NO
0 PLC ±	1 PLC ±	PRODUCT SPEC ②		A2	00779	C-2180830
2 PLC ±0.10	3 PLC ±	APPLICATION SPEC ③	SCALE	SHEET	OF	
4 PLC ±	ANGLES ±	FINISH	5:1	1	2	
MATERIAL ① -	SEE TABLE	WEIGHT	Customer Drawing	REV	C	

THIS DRAWING IS UNPUBLISHED. RELEASED FOR PUBLICATION 20
 © COPYRIGHT 20 TE CONNECTIVITY ALL RIGHTS RESERVED.

LOC	DIST	REVISIONS					
GP	00	P	LTR	DESCRIPTION	DATE	DWN	APVD
		-		SEE SHEET 1			



THIS DRAWING IS A CONTROLLED DOCUMENT.		DWN M. SHIRK 17 JUN 2011	TE Connectivity
DIMENSIONS: mm		CHK N. SWANGER 17 JUN 2011	
TOLERANCES UNLESS OTHERWISE SPECIFIED:		APVD N. SWANGER 17 JUN 2011	
0 PLC ± 1 PLC ± 2 PLC ±0.10 3 PLC ± 4 PLC ± ANGLES ± FINISH		NAME HEADER ASSEMBLY, 4 PAIR 6 COLUMN, 4.5mm PITCH, STRADA WHISPER	
MATERIAL	SEE TABLE	WEIGHT	RESTRICTED TO
Customer Drawing		SCALE 5:1	SHEET 2 OF 2 REV C