



Chipsmall Limited consists of a professional team with an average of over 10 year of expertise in the distribution of electronic components. Based in Hongkong, we have already established firm and mutual-benefit business relationships with customers from,Europe,America and south Asia,supplying obsolete and hard-to-find components to meet their specific needs.

With the principle of “Quality Parts,Customers Priority,Honest Operation,and Considerate Service”,our business mainly focus on the distribution of electronic components. Line cards we deal with include Microchip,ALPS,ROHM,Xilinx,Pulse,ON,Everlight and Freescale. Main products comprise IC,Modules,Potentiometer,IC Socket,Relay,Connector.Our parts cover such applications as commercial,industrial, and automotives areas.

We are looking forward to setting up business relationship with you and hope to provide you with the best service and solution. Let us make a better world for our industry!



## Contact us

Tel: +86-755-8981 8866 Fax: +86-755-8427 6832

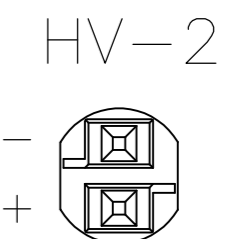

Email & Skype: info@chipsmall.com Web: www.chipsmall.com

Address: A1208, Overseas Decoration Building, #122 Zhenhua RD., Futian, Shenzhen, China

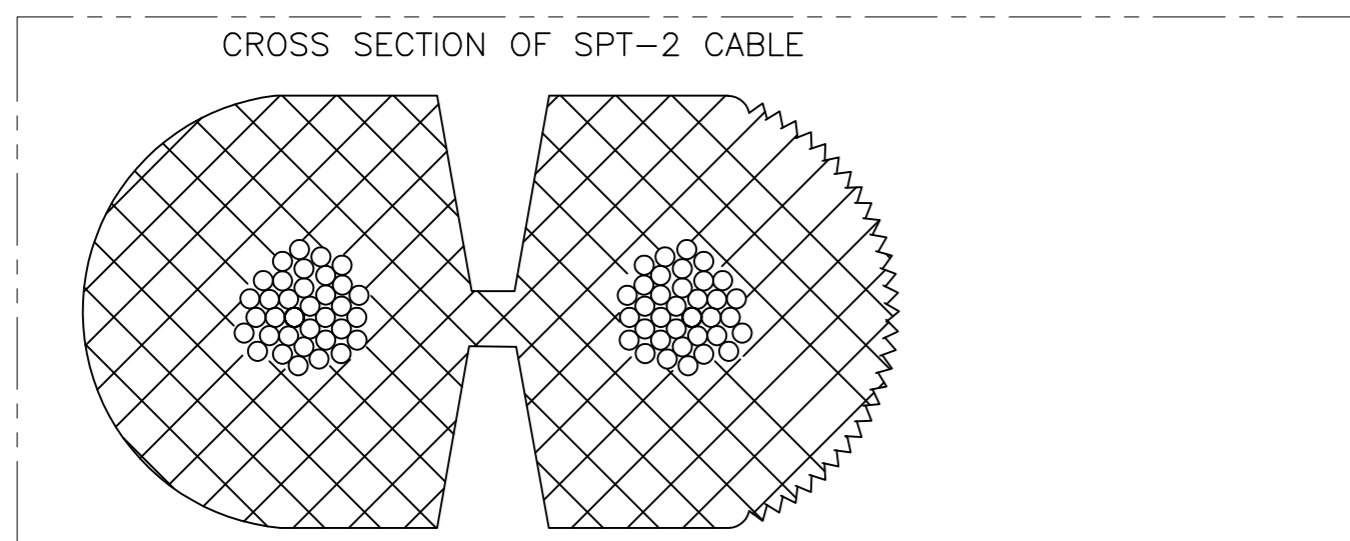


THIS DRAWING IS UNPUBLISHED. RELEASED FOR PUBLICATION  
 © COPYRIGHT - By - ALL RIGHTS RESERVED.

| LOC | DIST | REVISIONS   |             |           |        |
|-----|------|-------------|-------------|-----------|--------|
| P   | LTR  | DESCRIPTION | DATE        | DWN       | APVD   |
| GP  | 00   | A           | NEW RELEASE | 01/AUG/11 | ECC PB |



1. PACKAGING ACC. TO TE SPEC.107-18032  
BUNDLE EVERY 25 ASSEMBLIES WITH A RUBBER BAND
  2. ELECTRICAL TEST CONTAINING "SHORT CIRCUIT TEST, CONTINUITY AND ACCURATE CAVITY ASSIGNMENT TEST" ACC. TO TE-SPEC.108-18857, SUBSECTION 3.1.1
- ③ WIRING SCHEDULE AS SHOWN



| WIRING SCHEDULE |        |   |
|-----------------|--------|---|
| CONNECTOR       | SIDE   |   |
| 1               | RIBBED | + |
| 2               | SMOOTH | - |

③

|         |                     |           |
|---------|---------------------|-----------|
| 16.0 FT | ±3.84               | 2181148-8 |
| 14.0 FT | ±3.36               | 2181148-7 |
| 12.0 FT | ±2.88               | 2181148-6 |
| 10.0 FT | ±2.4                | 2181148-5 |
| 8.0 FT  | ±1.92               | 2181148-4 |
| 6.0 FT  | ±1.44               | 2181148-3 |
| 4.0 FT  | ±.96                | 2181148-2 |
| 2.0 FT  | ±.48                | 2181148-1 |
| "L"     | TOLERANCES [INCHES] | TE P/N    |

THIS DRAWING IS A CONTROLLED DOCUMENT.

|                                    |               |  |           |            |
|------------------------------------|---------------|--|-----------|------------|
| DWN<br>E.C. CLAYBAUGH<br>10/JUN/11 |               | NAME                                       |           |            |
| CHK<br>P. BECKER<br>13/JUL/11      |               | CABLE ASSEMBLY, NECTOR, HV-2, PLUG-PIGTAIL |           |            |
| APVD<br>P. BECKER<br>01/AUG/11     |               | SIZE                                       | CAGE CODE | DRAWING NO |
| PRODUCT SPEC                       |               | A2   | 00779     | C=2181148  |
| APPLICATION SPEC                   | RESTRICTED TO |  |           |            |
| MATERIAL                           | WEIGHT        | SCALE                                      | SHEET     |            |
| FINISH                             | -             | NTS  | 1 of 1    |            |
| CUSTOMER DRAWING                   |               | REV  | A         |            |

2181148