



Chipsmall Limited consists of a professional team with an average of over 10 year of expertise in the distribution of electronic components. Based in Hongkong, we have already established firm and mutual-benefit business relationships with customers from,Europe,America and south Asia,supplying obsolete and hard-to-find components to meet their specific needs.

With the principle of "Quality Parts,Customers Priority,Honest Operation,and Considerate Service",our business mainly focus on the distribution of electronic components. Line cards we deal with include Microchip,ALPS,ROHM,Xilinx,Pulse,ON,Everlight and Freescale. Main products comprise IC,Modules,Potentiometer,IC Socket,Relay,Connector.Our parts cover such applications as commercial,industrial, and automotives areas.

We are looking forward to setting up business relationship with you and hope to provide you with the best service and solution. Let us make a better world for our industry!



Contact us

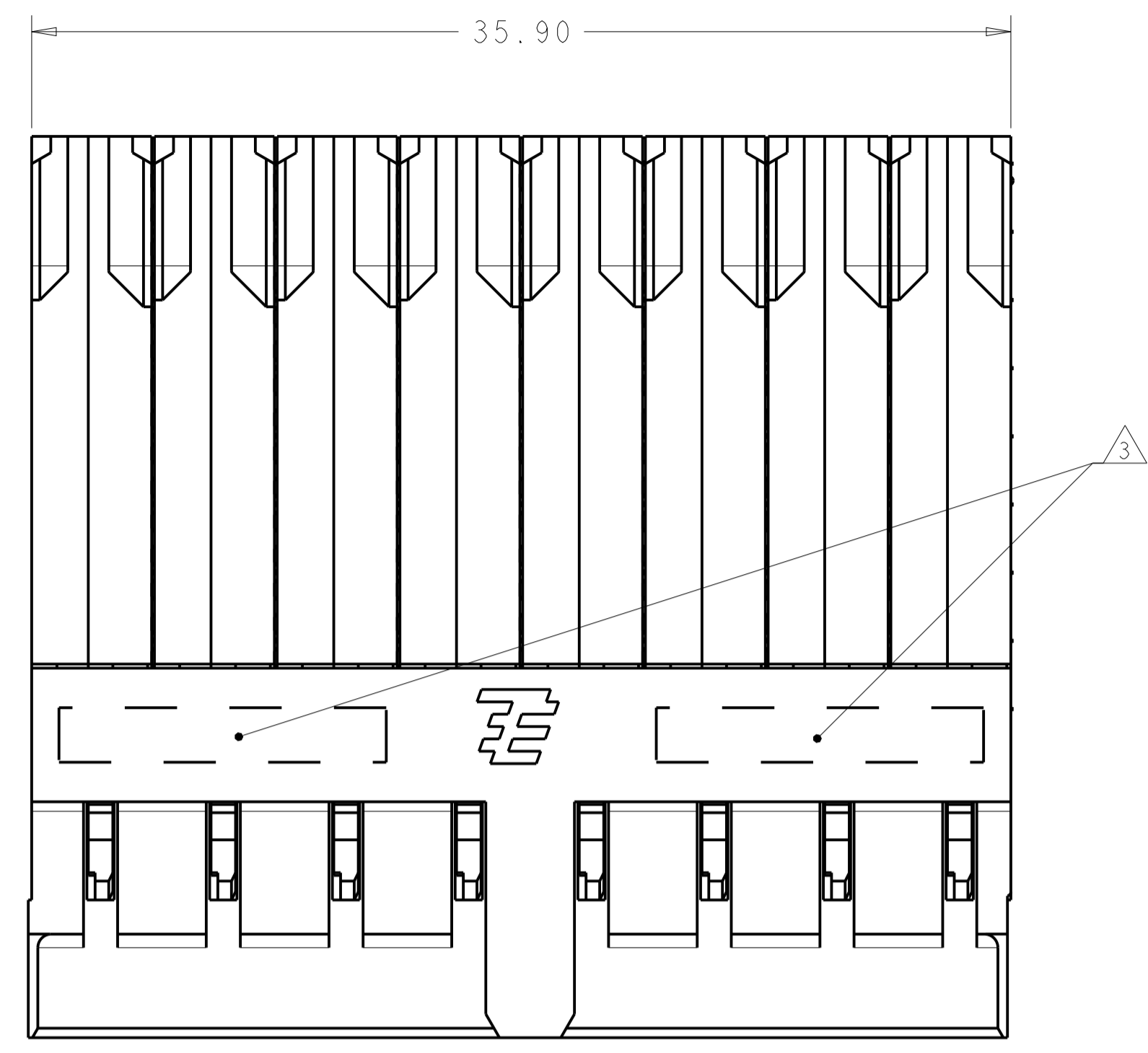
Tel: +86-755-8981 8866 Fax: +86-755-8427 6832

Email & Skype: info@chipsmall.com Web: www.chipsmall.com

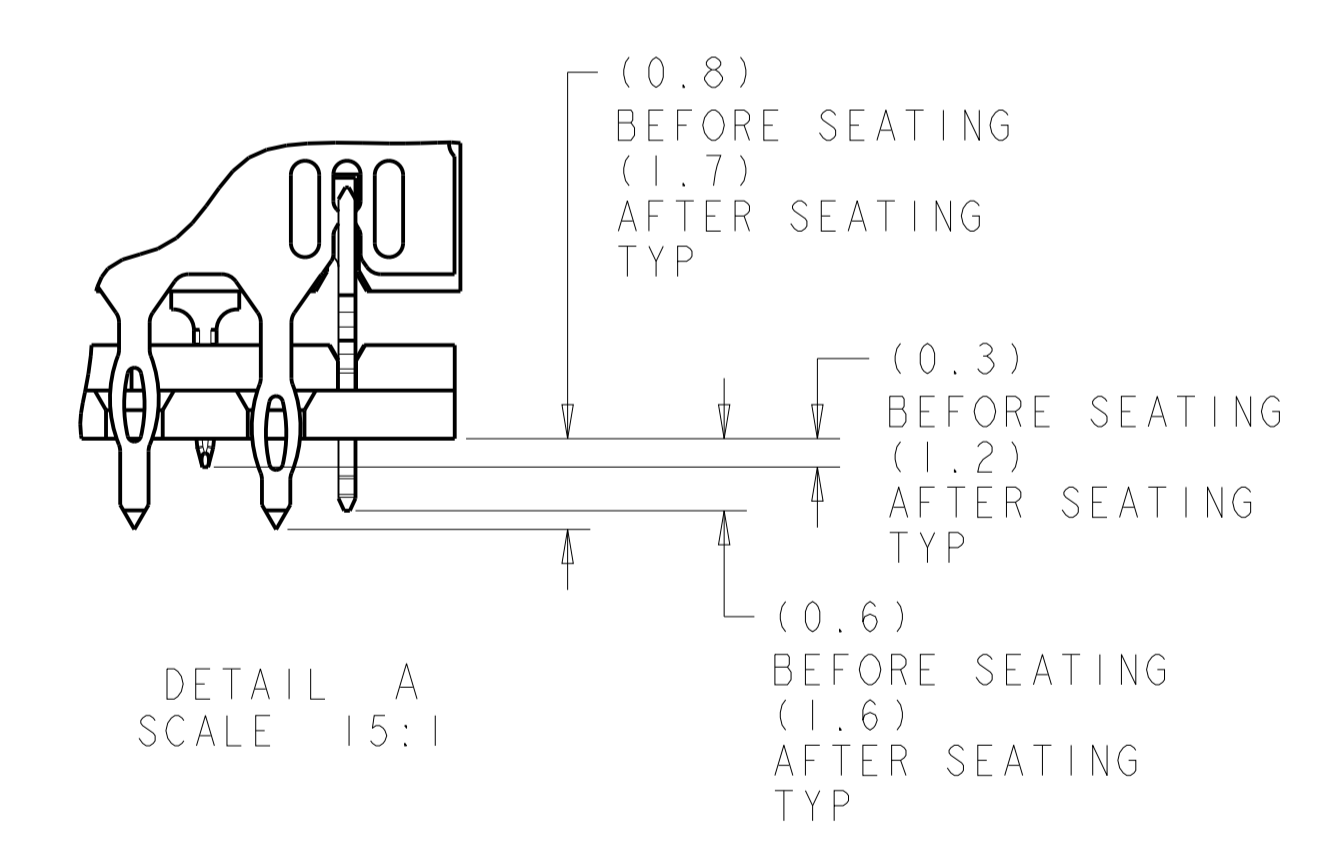
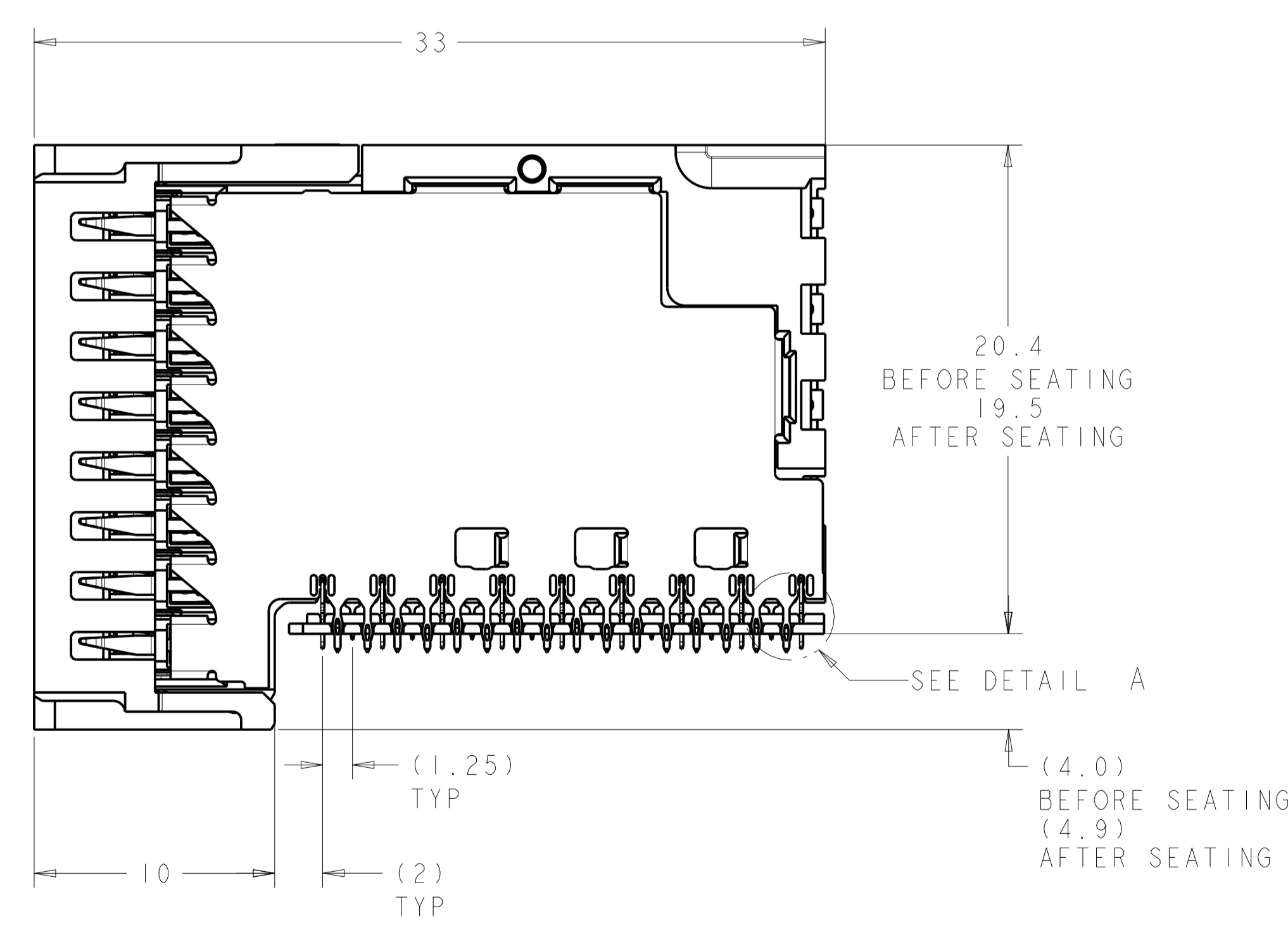
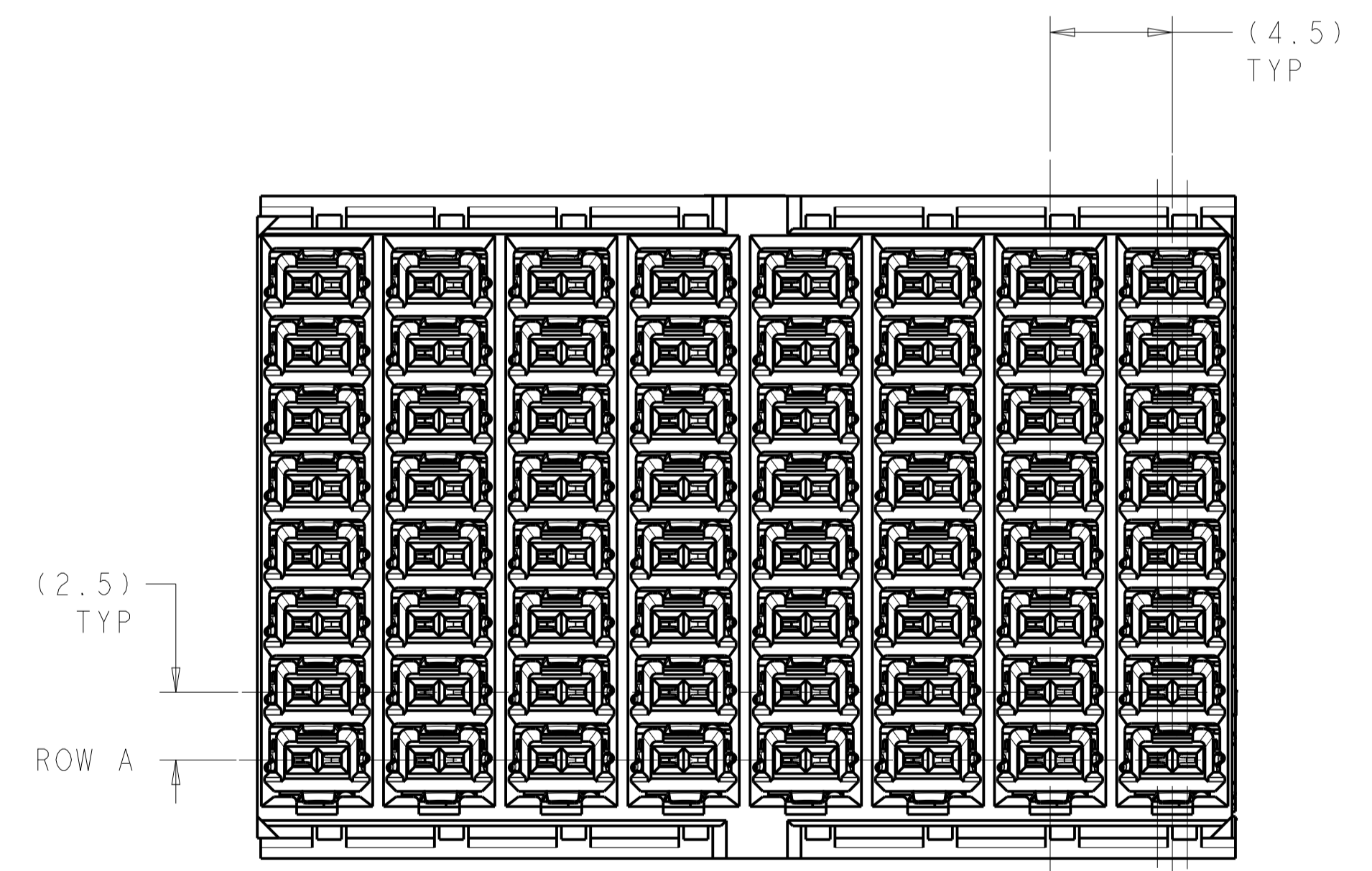
Address: A1208, Overseas Decoration Building, #122 Zhenhua RD., Futian, Shenzhen, China



LOC	DIST	REVISIONS			
P	LTN	DESCRIPTION	DATE	DWN	APVD
A		RELEASED	23MAR2014	RT	NS
B		REV PER ECO-14-010320	07JUL2014	LAW	NW



- 1 MATERIAL:
CONTACT AND SHIELD - COPPER ALLOY.
HOUSINGS, AND ORGANIZER - THERMOPLASTIC, UL 94V-0, BLACK.
- 2 CONFORMS TO REQUIREMENTS OF TE PRODUCT SPECIFICATION 108-2413 & 108-32037, BASED ON TELCORDIA GR-1217-CORE FOR SYSTEM QUALITY LEVEL III; APPLICATIONS IN CONTROLLED ENVIRONMENTS (CENTRAL OFFICE).
- 3 CONNECTOR MARKED WITH PART NUMBER, DATE CODE, MANUFACTURING LOCATION IDENTIFICATION CODE, AND 2D BARCODE IN APPROXIMATE AREA SHOWN.
- 4 CONTACT AREA LUBRICATED WITH BELLCORE APPROVED LUBRICANT. TECHNICAL REFERENCE: GR-1217-CORE, ISSUE 2, DECEMBER 2008.
- 5 PLATED THRU HOLE REQUIREMENTS:
FINISHED HOLE = $\varnothing 0.344 \pm 0.039$
DRILLED HOLE = $\varnothing 0.420 \pm 0.013$
COPPER THICKNESS = 0.038 ± 0.013
IMMERSION TIN IF APPLICABLE = 0.00051 ± 0.00013
- 6 PLATED THRU HOLE REQUIREMENTS:
FINISHED HOLE = $\varnothing 0.244 \pm 0.039$
DRILLED HOLE = $\varnothing 0.320 \pm 0.013$
COPPER THICKNESS = 0.038 ± 0.013
IMMERSION TIN IF APPLICABLE = 0.00051 ± 0.00013
- 7 PTH DIMENSIONS APPLY TO 1.00mm DEPTH FROM MOUNT SIDE OF PCB.
- 8 HOLE POSITION TOLERANCE APPLIES WITHIN PATTERN FOR CONNECTOR PATTERN TO CONNECTOR PATTERN, A 0.12 \varnothing POSITION TOLERANCE APPLIES.



TIN	2198264-3
TIN LEAD	2198264-1
PRESS FIT TAIL PLATING	PART NO

OBSELETE

THIS DRAWING IS A CONTROLLED DOCUMENT.

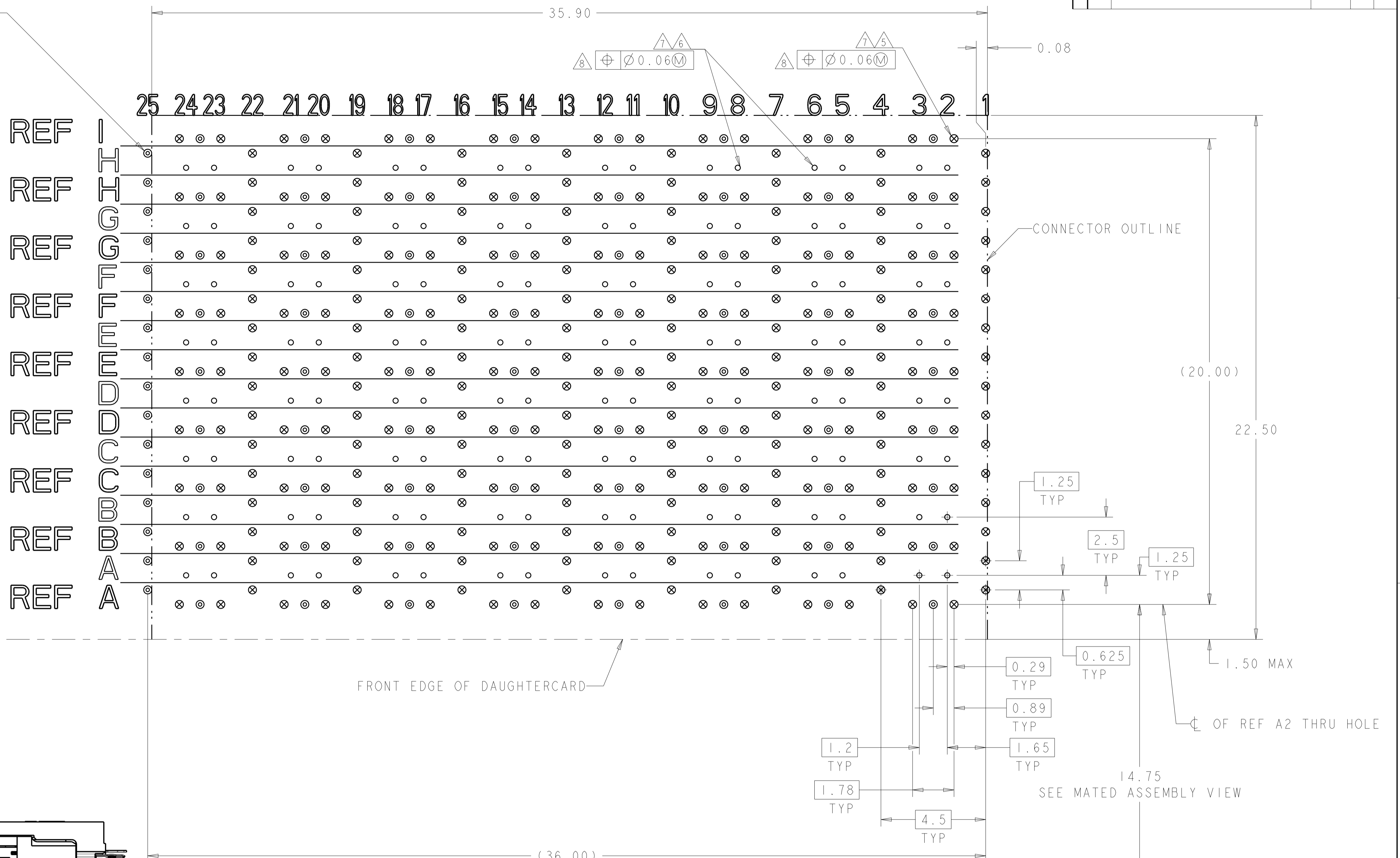
DIMENSIONS:	TOLERANCES UNLESS OTHERWISE SPECIFIED:	DWN: R. THOMPSON 29NOV2011	CHK: N. SWANGER 29NOV2011	APVD: N. SWANGER 29NOV2011
mm	0 PLC ± 0.2 1 PLC ± 0.2 2 PLC ± 0.08 3 PLC ± 0.13 4 PLC \pm ANGLES \pm	PRODUCT SPEC	APPLICATION SPEC	SIZE: 114-13301
MATERIAL	FINISH	WEIGHT	CAGE CODE	DRAWING NO
	SEE TABLE	Customer Drawing	A100779	C=2198264

TE Connectivity
RECEPTACLE ASSEMBLY, 8 PAIR 8 COLUMN, RIGHT ANGLE, 4.5mm PITCH, STRADA WHISPER 360

SCALE 5:1 SHEET 1 OF 2 REV B

LOC	DIST	REV	DATE	BY	APPV
GP	00				

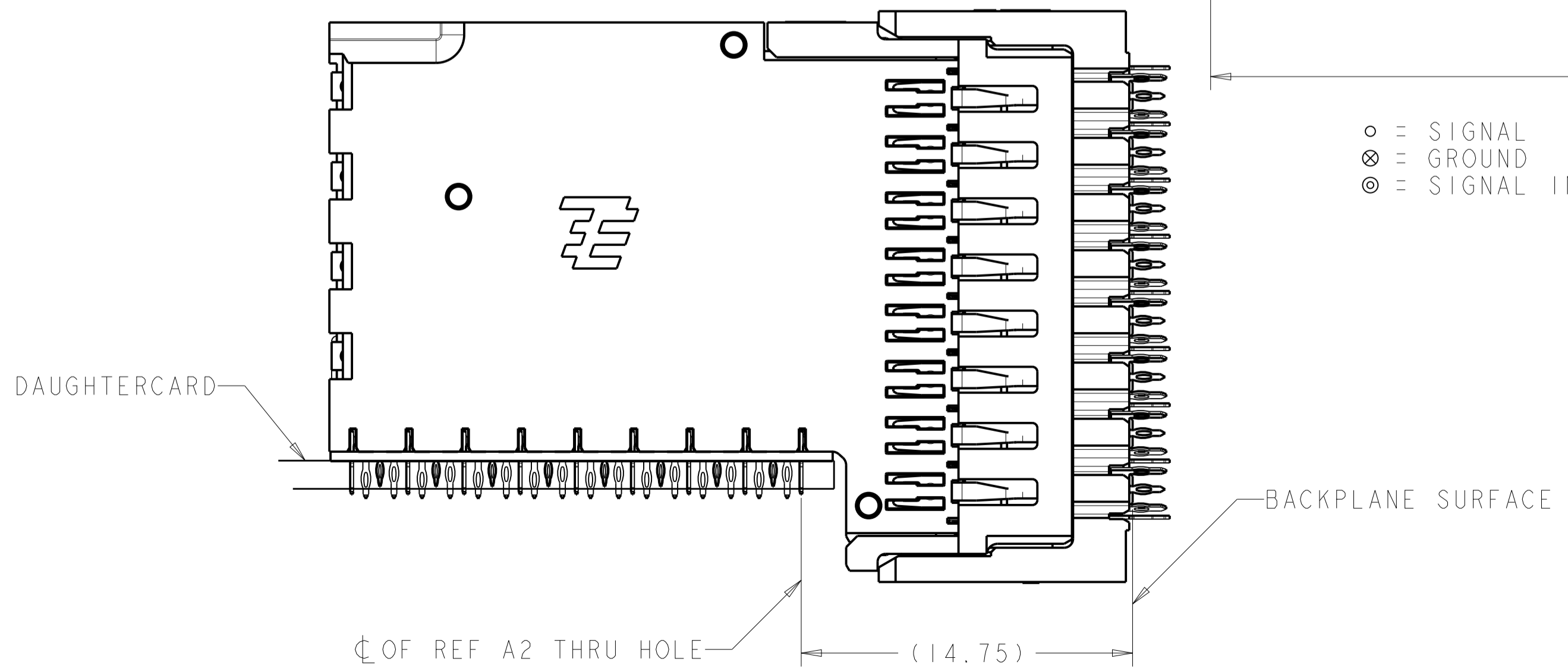
FOOTPRINT SHOWN IS FOR SINGLE MODULE APPLICATION. WHEN CONNECTORS ARE STACKED SIDE BY SIDE, THESE SI VIAS ARE USED AS GROUNDS BY THE NEXT CONNECTOR



○ = SIGNAL
 ⊗ = GROUND
 ⊙ = SIGNAL INTEGRITY VIA TO GROUND

PCB LAYOUT COMPONENT SIDE SHOWN SCALE 10:1

BACKPLANE MATE SURFACE



MATED ASSEMBLY VIEW SCALE 5:1

THIS DRAWING IS A CONTROLLED DOCUMENT.		DWN R. THOMPSON 29NOV2011	 TE Connectivity
DIMENSIONS: mm		CHK N. SWANGER 29NOV2011	
TOLERANCES UNLESS OTHERWISE SPECIFIED:		APVD N. SWANGER 29NOV2011	NAME RECEPTACLE ASSEMBLY, 8 PAIR 8 COLUMN, RIGHT ANGLE, 4.5mm PITCH, STRADA WHISPER 360
0 PLC ±0.2 1 PLC ±0.2 2 PLC ±0.08 3 PLC ±0.13 4 PLC ± ANGLES ±°		PRODUCT SPEC APPLICATION SPEC SIZE 114-13301 WEIGHT	RESTRICTED TO
MATERIAL FINISH SEE TABLE		Customer Drawing	SCALE 5:1 SHEET 2 OF 2 REV B