



Chipsmall Limited consists of a professional team with an average of over 10 year of expertise in the distribution of electronic components. Based in Hongkong, we have already established firm and mutual-benefit business relationships with customers from,Europe,America and south Asia,supplying obsolete and hard-to-find components to meet their specific needs.

With the principle of “Quality Parts,Customers Priority,Honest Operation,and Considerate Service”,our business mainly focus on the distribution of electronic components. Line cards we deal with include Microchip,ALPS,ROHM,Xilinx,Pulse,ON,Everlight and Freescale. Main products comprise IC,Modules,Potentiometer,IC Socket,Relay,Connector.Our parts cover such applications as commercial,industrial, and automotives areas.

We are looking forward to setting up business relationship with you and hope to provide you with the best service and solution. Let us make a better world for our industry!



## Contact us

Tel: +86-755-8981 8866 Fax: +86-755-8427 6832

Email & Skype: info@chipsmall.com Web: www.chipsmall.com

Address: A1208, Overseas Decoration Building, #122 Zhenhua RD., Futian, Shenzhen, China




# 2200 SERIES REED RELAYS

## 2200 Series Reed Relays

Ideally suited to the needs of Automated Test Equipment and RF requirements. The specification tables allow you to select the appropriate relay for your particular application. If your requirements differ, please consult your local representative or Coto's Factory.

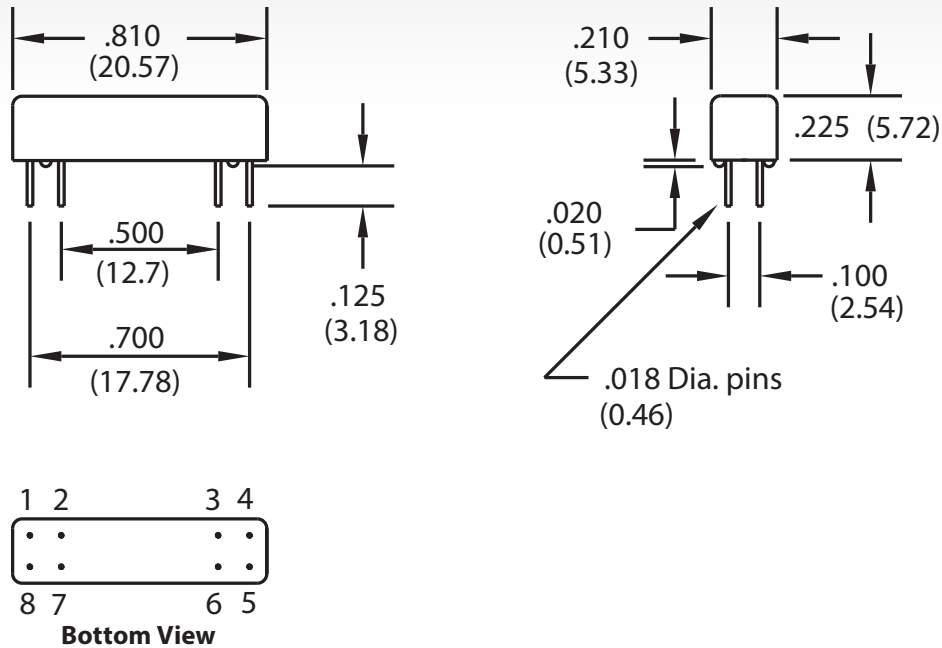
## 2200 Series Features

- ▶ Very small footprint (0.17 in<sup>2</sup>), high reliability reed relays
- ▶ High Insulation Resistance -  $10^{12} \Omega$  available with model 2204
- ▶ High speed switching compared to electromechanical relays
- ▶ Hermetically sealed contacts for long life
- ▶ Epoxy coated steel shell provides magnetic shielding
- ▶ Optional Electrostatic Shield for reducing capacitive coupling
- ▶ Optional Coaxial Shield for  $50\Omega$  impedance and switching of fast rise time digital pulses offered on Form A
- ▶ Relay models 2200-2301, 2200-2302 are ATE industry standards
- ▶ Specifically engineered for OEM designs and maintenance of existing production fixtures
- ▶ RoHS compliant



## DIMENSIONS

*in Inches (Millimeters)*



### NOTE

- ▶ Model #'s 2200-2301 & 2200-2302 represent complete part numbers.

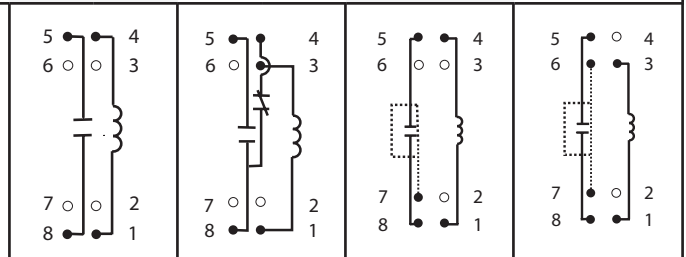
## Ordering Information

Part Number	XXXX-XX-XX1	Shielding Options <sup>2</sup>
<b>Model Number</b>		
2204		0=No Shielding
2211		1=Electrostatic Shield (N/A on Model #2211)
		2=Coaxial Shield (N/A on Model #2211)
<b>Coil Voltage</b>		
05=5 volts		
12=12 volts		
	<b>Coil Options</b>	
	3=use for Model #2204 (12 volt coil) and Model #2211 (5 & 12 volt coil)	
	4=use for Model #2204 (5 volt coil)	

07082013

MODEL NUMBER			2204	2211	2200-2301	2200-2302
Parameters	Test Conditions	Units	1 Form A	1 Form C	1 Form A Electrostatic Shield	1 Form A Coaxial Shield
<b>COIL SPECS.</b>						
Nom. Coil Voltage		VDC	5 12	5 12	5	5
Coil Resistance	+/- 10%, 25° C	Ω	370 1500	230 1500	150	150
Operate Voltage	Must Operate by	VDC - Max.	3.8 9.0	3.8 9.0	3.6	3.6
Release Voltage	Must Release by	VDC - Min.	0.4 1.0	0.4 1.0	0.5	0.5
<b>CONTACT RATINGS</b>						
Switching Voltage	Max DC/Peak AC Resist.	Volts	200	100	150	150
Switching Current	Max DC/Peak AC Resist.	Amps	0.5	0.25	0.5	0.5
Carry Current	Max DC/Peak AC Resist.	Amps	1.0	0.5	1.0	1.0
Contact Rating	Max DC/Peak AC Resist.	Watts	10	3	10	10
Life Expectancy-Typical <sup>1</sup>	Signal Level 1.0V, 10mA	x 10 <sup>6</sup> Ops.	500	100	500	500
Rated Loads		x 10 <sup>6</sup> Ops.	5	5	5	5
Static Contact Resistance (max. init.)	50mV, 10mA	Ω	0.100	0.150	0.150	0.150
Dynamic Contact Resistance (max. init.)	0.5V, 50mA at 100 Hz, 1.5 msec	Ω	0.200	0.200	0.200	0.200
<b>RELAY SPECIFICATIONS</b>						
Insulation Resistance (minimum)	Between all Isolated Pins at 100V, 25°C, 40% RH	Ω	10 <sup>12</sup>	10 <sup>11</sup>	10 <sup>11</sup>	10 <sup>11</sup>
Capacitance - Typical Across Open Contacts	Shield Floating	pF	0.9	0.9	0.9	0.9
	Shield Guarding	pF	0.2	N/A	0.2	0.2
Dielectric Strength (minimum)	Between Contacts	VDC/peak AC	250	200	250	250
	Contacts to Shield	VDC/peak AC	250	N/A	250	250
	Contacts/Shield to Coil	VDC/peak AC	1500	1500	1500	1500
Operate Time - including bounce	At Nominal Coil Voltage, 30 Hz Square Wave	msec.	0.5 (typ.)	1.0 (typ.)	0.55 (max.)	0.55 (max.)
Release Time - Typical		msec.	0.1	2.0	0.1	0.1

Top View:  
Dot stamped on top of relay refers to pin #1 location  
Grid = .1"x.1" (2.54mm x 2.54mm)



**Notes:**

- <sup>1</sup> Consult factory for life expectancy at other switching loads.
- <sup>2</sup> Model 2204, pin #7 is tied to optional electrostatic shield, pins #6 & #7 are tied to optional coaxial shield.

**Environmental Ratings:**

Storage Temp: -35°C to +100°C; Operating Temp: -20°C to +85°C; Solder Temp: 270°C max; 10 sec. max  
All electrical parameters measured at 25°C unless otherwise specified.  
Vibration: 20 G's to 2000 Hz; Shock: 50 G's