



Chipsmall Limited consists of a professional team with an average of over 10 year of expertise in the distribution of electronic components. Based in Hongkong, we have already established firm and mutual-benefit business relationships with customers from,Europe,America and south Asia,supplying obsolete and hard-to-find components to meet their specific needs.

With the principle of “Quality Parts,Customers Priority,Honest Operation,and Considerate Service”,our business mainly focus on the distribution of electronic components. Line cards we deal with include Microchip,ALPS,ROHM,Xilinx,Pulse,ON,Everlight and Freescale. Main products comprise IC,Modules,Potentiometer,IC Socket,Relay,Connector.Our parts cover such applications as commercial,industrial, and automotives areas.

We are looking forward to setting up business relationship with you and hope to provide you with the best service and solution. Let us make a better world for our industry!



## Contact us

Tel: +86-755-8981 8866 Fax: +86-755-8427 6832

Email & Skype: info@chipsmall.com Web: www.chipsmall.com

Address: A1208, Overseas Decoration Building, #122 Zhenhua RD., Futian, Shenzhen, China






# Series 222B

## 6 x 3.5mm Compact Tactile Switch

- Surface mount gull wing and J-bend terminal configurations
- Compatible with IR reflow, and manual soldering
- Variety of operating force and actuator height options
- Optional IP67 configuration



### Description

Excellent tactile feedback provides user with simple and intuitive operation. The robust internal structure ensures long product life to meet various application requirements. Common product dimensions provide options to match your existing applications.

### Ordering Information

Series	Terminal Type	Actuating Direction	Actuator Height "L"	Actuator Force	Packaging	IP Protection																																
222B	M	V	A	A	R	6																																
	<table border="1"> <thead> <tr> <th>Code</th> <th>Spec.</th> </tr> </thead> <tbody> <tr> <td>M</td> <td>Surface mount gull wing</td> </tr> <tr> <td>J</td> <td>Surface mount J-bend</td> </tr> </tbody> </table>	Code	Spec.	M	Surface mount gull wing	J	Surface mount J-bend	<table border="1"> <thead> <tr> <th>Code</th> <th>Spec.</th> </tr> </thead> <tbody> <tr> <td>V</td> <td>Vertical</td> </tr> </tbody> </table>	Code	Spec.	V	Vertical	<table border="1"> <thead> <tr> <th>Code</th> <th>Spec.</th> </tr> </thead> <tbody> <tr> <td>A</td> <td>4.3mm</td> </tr> <tr> <td>B</td> <td>5.0mm</td> </tr> </tbody> </table>	Code	Spec.	A	4.3mm	B	5.0mm	<table border="1"> <thead> <tr> <th>Code</th> <th>Spec.</th> </tr> </thead> <tbody> <tr> <td>A</td> <td>160 gf</td> </tr> <tr> <td>B</td> <td>260 gf</td> </tr> </tbody> </table>	Code	Spec.	A	160 gf	B	260 gf	<table border="1"> <thead> <tr> <th>Code</th> <th>Spec.</th> </tr> </thead> <tbody> <tr> <td>R</td> <td>Tape &amp; reel packaging</td> </tr> </tbody> </table>	Code	Spec.	R	Tape & reel packaging	<table border="1"> <thead> <tr> <th>Code</th> <th>Spec.</th> </tr> </thead> <tbody> <tr> <td>Blank</td> <td>None</td> </tr> <tr> <td>6</td> <td>IP67</td> </tr> </tbody> </table>	Code	Spec.	Blank	None	6	IP67
Code	Spec.																																					
M	Surface mount gull wing																																					
J	Surface mount J-bend																																					
Code	Spec.																																					
V	Vertical																																					
Code	Spec.																																					
A	4.3mm																																					
B	5.0mm																																					
Code	Spec.																																					
A	160 gf																																					
B	260 gf																																					
Code	Spec.																																					
R	Tape & reel packaging																																					
Code	Spec.																																					
Blank	None																																					
6	IP67																																					

Notes: Contact CTS for other common features not listed.

## Electrical Specifications

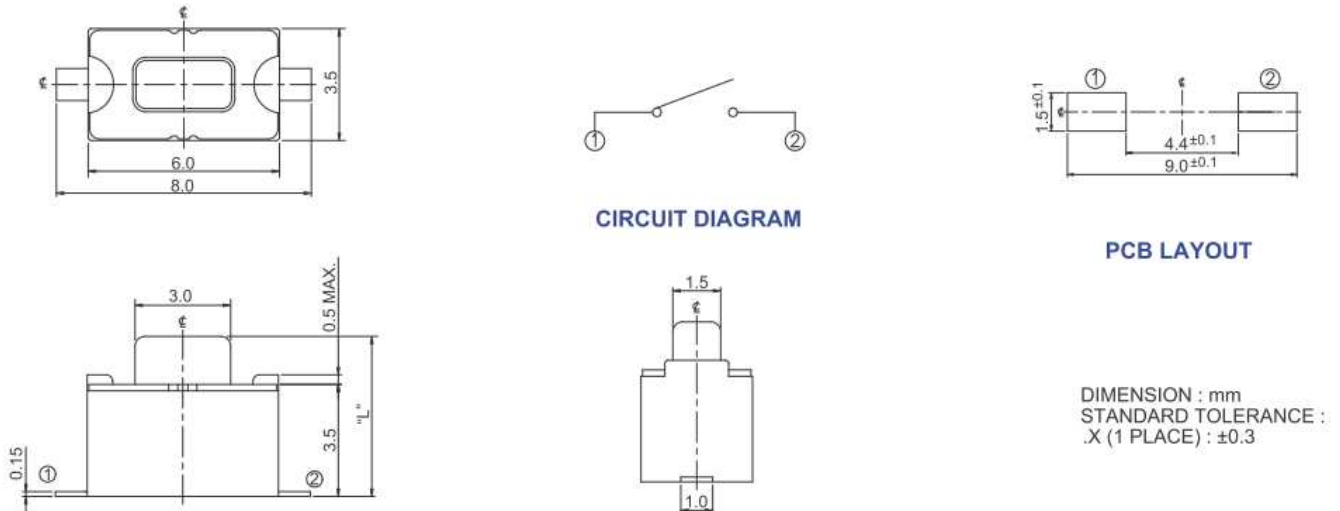
Parameter	Conditions & Remarks	Min	Max	Unit
Contact Resistance			100	milliohms
Insulation Resistance	Between insulated terminals	100		Megohms
Dielectric Strength	1 minute between adjacent switches		250	VAC
Actuation Life	160 gf 260 gf		50,000 30,000	cycles
Nonswitching Rating			50 or 12	mA or VDC

## Mechanical and Environmental

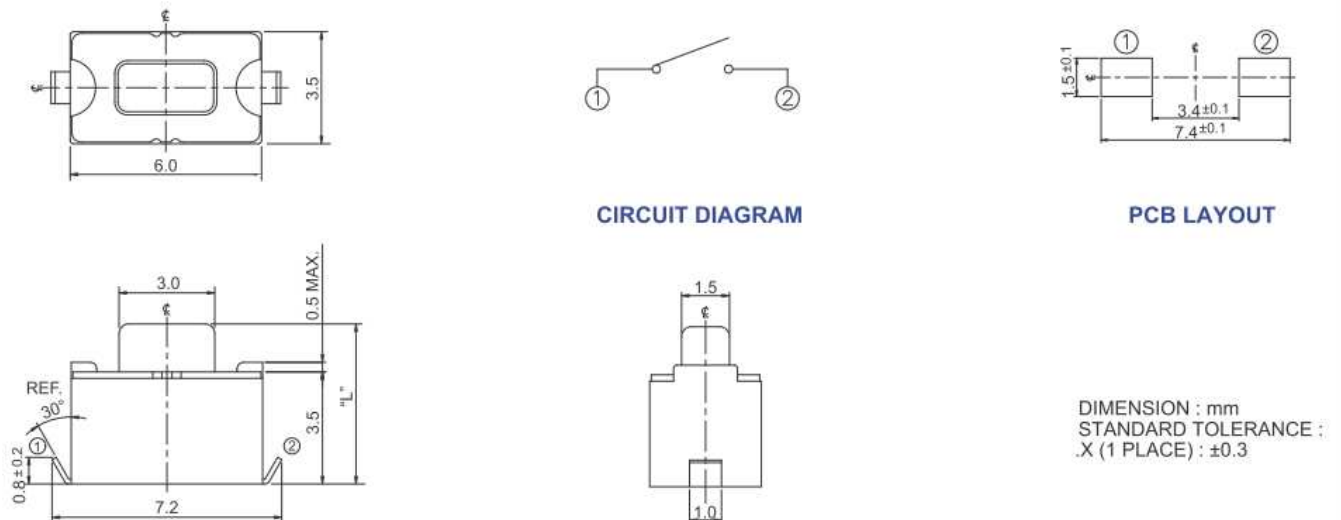
Soldering	Maximum reflow temperature, 260°C for 5 seconds Maximum manual temperature, 350°C for 3 seconds
RoHS	Lead-Free. Fully compliant to RoHS Directive 2011/65/EU
Operating Force	160 or 260 gf
Actuator Strength	2 Kgf maximum
Travel	0.25mm 0.15mm with IP67
Operating Temperature Range	-40°C to +85°C
Storage Temperature Range	-40°C to +85°C
Packaging	Standard tape and reel packaging

**Mechanical Specifications**

**Figure 1 – 222BMV, Surface Mount Gull Wing, Vertical Actuation, Not IP67**

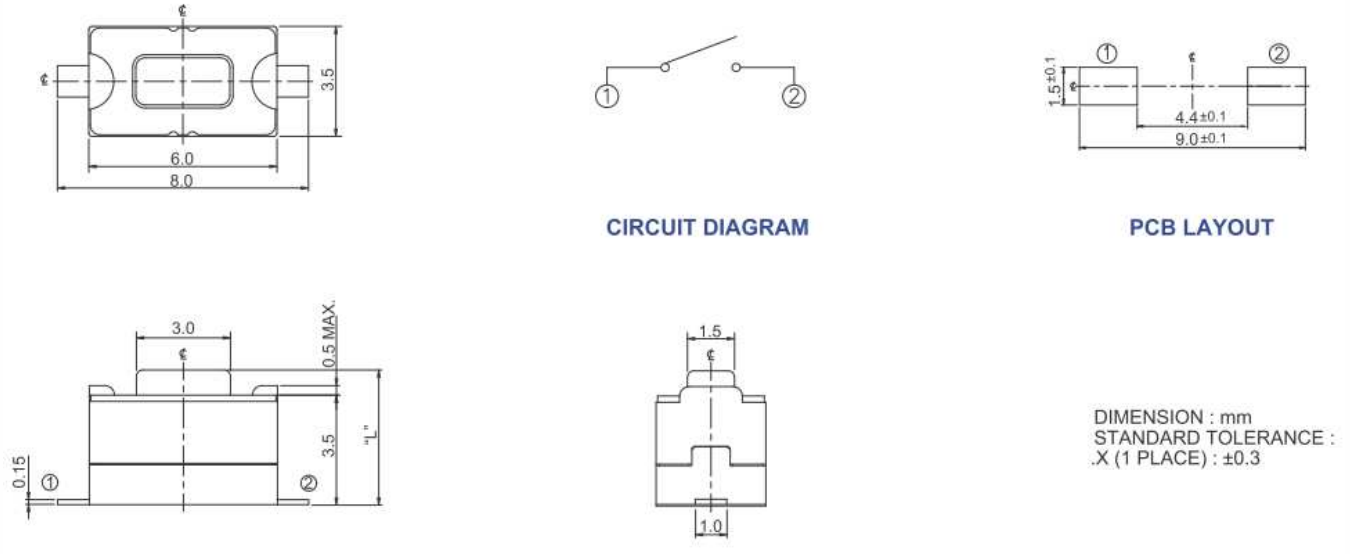


**Figure 2 – 222BJV, Surface Mount J-Bend, Vertical Actuation, Not IP67**

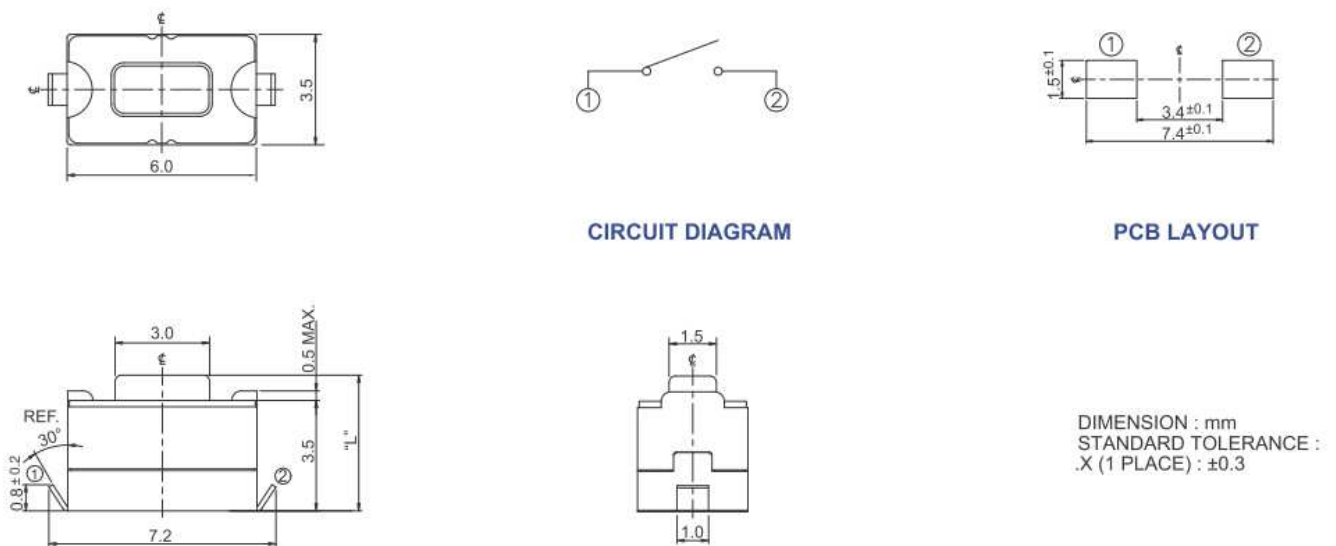




**Figure 3 – 222BMV...6, Surface Mount Gull Wing, Vertical Actuation, IP67**



**Figure 4 – 222BJV...6, Surface Mount J Bend, Vertical Actuation, IP67**

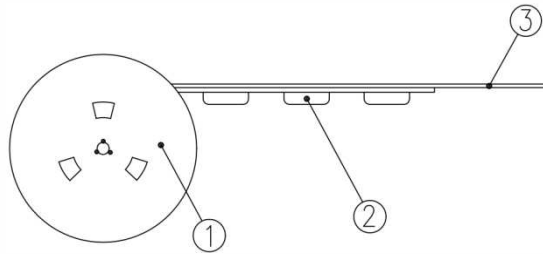


### Packing: Tape and Reel

#### Surface Mount Gull Wing/J-Bend, Top Actuation

The packing specification:

- Structure and materials:



No	PART NAME	MATERIAL
①	REEL	POLYSTYRENE
②	CARRIER TAPE	POLYSTYRENE
③	COVER TAPE	POLYESTER

- More than 10 empty pockets should remain at each end of the carrier tape for each reel.
- Shortage of less than 10 pcs a reel is acceptable but more than 3 consecutive empty pockets are not allowed.
- Stripping strength of cover tape is between 10 gf to 70 gf and stripping angle should be within 165°~180°.
- The product in the pocket of carrier tape should be placed in a specified correct position.
- Tape and reel per EIA-481.
- Dimensions:

