



Chipsmall Limited consists of a professional team with an average of over 10 year of expertise in the distribution of electronic components. Based in Hongkong, we have already established firm and mutual-benefit business relationships with customers from,Europe,America and south Asia,supplying obsolete and hard-to-find components to meet their specific needs.

With the principle of “Quality Parts,Customers Priority,Honest Operation,and Considerate Service”,our business mainly focus on the distribution of electronic components. Line cards we deal with include Microchip,ALPS,ROHM,Xilinx,Pulse,ON,Everlight and Freescale. Main products comprise IC,Modules,Potentiometer,IC Socket,Relay,Connector.Our parts cover such applications as commercial,industrial, and automotives areas.

We are looking forward to setting up business relationship with you and hope to provide you with the best service and solution. Let us make a better world for our industry!



Contact us

Tel: +86-755-8981 8866 Fax: +86-755-8427 6832

Email & Skype: info@chipsmall.com Web: www.chipsmall.com


Address: A1208, Overseas Decoration Building, #122 Zhenhua RD., Futian, Shenzhen, China



Series 222P Datasheet

6.2 x 6.2mm IP67 Rated Tactile Switch

- Surface mount gull wing and J-bend terminal configurations
- Compatible with IR reflow, and manual soldering
- Variety of operating force & actuator height options
- IP67 protection
- Long life
- Excellent tactile feel



Ordering Information

Series	Terminal Type	Actuating Direction	Actuator Height "L"	Actuation Force	Packaging	Contact and Terminal Plating										
222P	M	V	A	A	R	D										
	<table border="1"> <thead> <tr> <th>Code</th> <th>Spec.</th> </tr> </thead> <tbody> <tr> <td>M</td> <td>Surface mount gull wing</td> </tr> <tr> <td>J</td> <td>Surface mount J bend</td> </tr> </tbody> </table>	Code	Spec.	M	Surface mount gull wing	J	Surface mount J bend			<table border="1"> <thead> <tr> <th>Code</th> <th>Spec.</th> </tr> </thead> <tbody> <tr> <td>A</td> <td>200 gf, black</td> </tr> </tbody> </table>	Code	Spec.	A	200 gf, black		
Code	Spec.															
M	Surface mount gull wing															
J	Surface mount J bend															
Code	Spec.															
A	200 gf, black															
		<table border="1"> <thead> <tr> <th>Code</th> <th>Spec.</th> </tr> </thead> <tbody> <tr> <td>V</td> <td>Vertical</td> </tr> </tbody> </table>	Code	Spec.	V	Vertical			<table border="1"> <thead> <tr> <th>Code</th> <th>Spec.</th> </tr> </thead> <tbody> <tr> <td>R</td> <td>Tape & reel packaging</td> </tr> </tbody> </table>	Code	Spec.	R	Tape & reel packaging			
Code	Spec.															
V	Vertical															
Code	Spec.															
R	Tape & reel packaging															
			<table border="1"> <thead> <tr> <th>Code</th> <th>Spec.</th> </tr> </thead> <tbody> <tr> <td>A</td> <td>5.6mm</td> </tr> </tbody> </table>	Code	Spec.	A	5.6mm			<table border="1"> <thead> <tr> <th>Code</th> <th>Spec.</th> </tr> </thead> <tbody> <tr> <td>Blank</td> <td>Silver</td> </tr> <tr> <td>D</td> <td>Gold</td> </tr> </tbody> </table>	Code	Spec.	Blank	Silver	D	Gold
Code	Spec.															
A	5.6mm															
Code	Spec.															
Blank	Silver															
D	Gold															



Electrical Specifications

Parameter	Conditions & Remarks	Min	Max	Unit
Contact Resistance			100	milliohms
Insulation Resistance	Between insulated terminals	1000		megohms
Dielectric Strength	250 VAC between adjacent switches		1	minute
Operating Force			200	gf
Nonswitching Rating (Silver)			50 or 32	mA or VDC
Nonswitching Rating (Gold)			10 or 32	mA or VDC

Mechanical and Environmental

Soldering	Maximum reflow temperature, 260°C for 5 seconds Maximum manual temperature, 350°C for 3 seconds
RoHS	Lead-Free. Fully compliant to RoHS Directive 2011/65/EU
Operating Force	200 gf
Actuation Life	100,000 cycles
Actuator Strength	3 Kgf maximum
Travel	0.25±0.15mm (200 gf)
Packaging	Standard tape and reel packaging
Operating Temperature Range (Silver)	-40°C to +85°C
Operating Temperature Range (Gold)	-40°C to +125°C
Storage Temperature Range (Silver)	-40°C to +85°C
Storage Temperature Range (Gold)	-55°C to +125°C
Waterproof Grade	IP67

Mechanical Specifications

Figure 1 – 222PMA, Surface Mount Gull Wing, Actuator Height 5.6mm

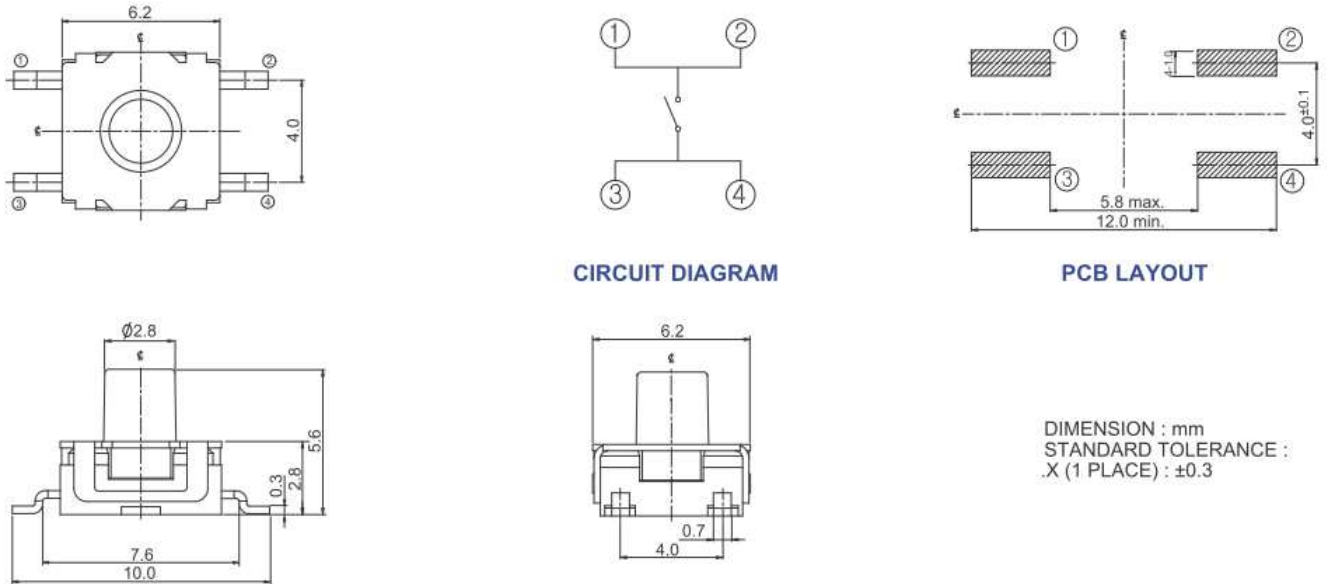
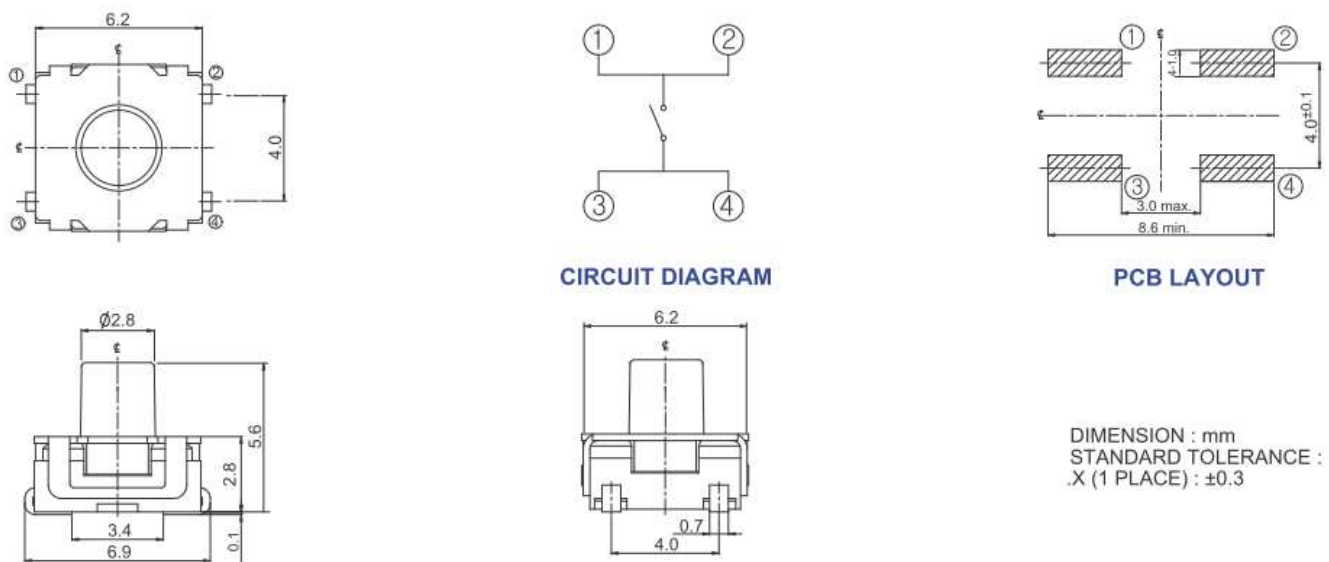


Figure 2 – 222PJA, Surface Mount J Bend, Actuator Height 5.6mm

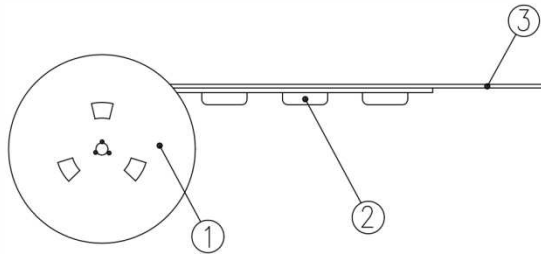


Packing: Tape and Reel

Surface Mount Gull Wing/J-Bend, Actuator Height 5.6mm

The packing specifications:

1. Structure and materials:



No	PART NAME	MATERIAL
①	REEL	POLYSTYRENE
②	CARRIER TAPE	POLYSTYRENE
③	COVER TAPE	POLYESTER

2. Packing quantity: 1,000 pcs/reel
3. More than 10 empty pockets should remain at each end of the carrier tape for each reel.
4. Shortage of less than 10 pcs a reel is acceptable but no more than 3 consecutive empty pockets are allowed.
5. Stripping strength of cover tape is between 10 gf to 130 gf and stripping angle should be within 165°~180°.
6. The product in the pocket of carrier tape should be placed in a specified correct position.
7. Tape and reel per EIA-481.
8. Dimensions:

