



Chipsmall Limited consists of a professional team with an average of over 10 year of expertise in the distribution of electronic components. Based in Hongkong, we have already established firm and mutual-benefit business relationships with customers from,Europe,America and south Asia,supplying obsolete and hard-to-find components to meet their specific needs.

With the principle of “Quality Parts,Customers Priority,Honest Operation,and Considerate Service”,our business mainly focus on the distribution of electronic components. Line cards we deal with include Microchip,ALPS,ROHM,Xilinx,Pulse,ON,Everlight and Freescale. Main products comprise IC,Modules,Potentiometer,IC Socket,Relay,Connector.Our parts cover such applications as commercial,industrial, and automotives areas.

We are looking forward to setting up business relationship with you and hope to provide you with the best service and solution. Let us make a better world for our industry!



## Contact us

Tel: +86-755-8981 8866 Fax: +86-755-8427 6832


Email & Skype: info@chipsmall.com Web: www.chipsmall.com

Address: A1208, Overseas Decoration Building, #122 Zhenhua RD., Futian, Shenzhen, China



# 2270 SERIES REED RELAYS FOR 125°C

**NEW!**



## 2270 Series Reed Relays

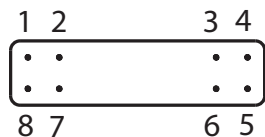
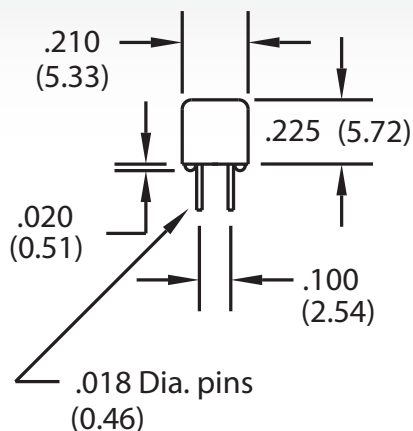
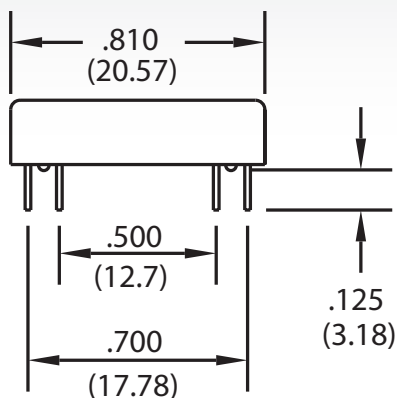
Ideally suited to the needs of Automated Test Equipment and instrumentation requiring 125°C operation. If your requirements differ, please consult your local representative or Coto's Factory.

## 2270 Series Features

- ▶ Very small footprint (0.17 in<sup>2</sup>), high reliability reed relays
- ▶ High Insulation Resistance - 10<sup>12</sup> Ω available with model 2274
- ▶ Long Life/High Reliability
- ▶ Hermetically sealed contacts for long life
- ▶ Epoxy coated steel shell provides magnetic shielding
- ▶ 125°C Operating Temperature
- ▶ Specifically engineered for OEM designs and maintenance of existing production fixtures
- ▶ RoHS compliant

## DIMENSIONS

*in Inches (Millimeters)*




**Bottom View**

## Ordering Information

Model Number	Part Number	Shielding Options <sup>2</sup>
2274	XXXX-XX-0X1	0=No Shielding (2271 only)
2271	Coil Voltage	2=Coaxial Shield (2274 only)
	05=5 volts	
	12=12 volts	

MODEL NUMBER			2274	2271
Parameters	Test Conditions	Units	1 Form A	1 Form C
<b>COIL SPECS.</b>				
Nom. Coil Voltage		VDC	5 12	5 12
Coil Resistance	+/- 10%, 25° C	Ω	100 550	100 550
Operate Voltage	Must Operate by	VDC - Max.	2.5 6.7	2.5 6.7
Release Voltage	Must Release by	VDC - Min.	0.4 1.0	0.4 1.0
<b>CONTACT RATINGS</b>				
Switching Voltage	Max DC/Peak AC Resist.	Volts	200	100
Switching Current	Max DC/Peak AC Resist.	Amps	0.5	0.25
Carry Current	Max DC/Peak AC Resist.	Amps	1.0	0.5
Contact Rating	Max DC/Peak AC Resist.	Watts	10	3
Life Expectancy-Typical <sup>1</sup>	Signal Level 1.0V, 10mA	x 10 <sup>6</sup> Ops.	500	100
Rated Loads		x 10 <sup>6</sup> Ops.	5	5
Static Contact Resistance (max. init.)	50mV, 10mA	Ω	0.100	0.150
Dynamic Contact Resistance (max. init.)	0.5V, 50mA at 100 Hz, 1.5 msec	Ω	0.200	0.200
<b>RELAY SPECIFICATIONS</b>				
Insulation Resistance (minimum)	Between all Isolated Pins at 100V, 25°C, 40% RH	Ω	10 <sup>12</sup>	10 <sup>11</sup>
Capacitance - Typical Across Open Contacts	Shield Floating	pF	0.9	0.9
	Shield Guarding	pF	0.2	N/A
Dielectric Strength (minimum)	Between Contacts	VDC/peak AC	250	200
	Contacts to Coil	VDC/peak AC	250	N/A
	Contacts/Shield to Coil	VDC/peak AC	1500	1500
Operate Time - including bounce	At Nominal Coil Voltage, 30 Hz Square Wave	msec.	0.5 (typ.)	1.0 (typ.)
Release Time - Typical		msec.	0.1	2.0

Top View:  
Dot stamped on top of relay refers to pin #1 location  
Grid = .1"x.1" (2.54mm x 2.54mm)



#### Notes:

<sup>1</sup> Consult factory for life expectancy at other switching loads.

<sup>2</sup> Model 2274, pins #6 & #7 are tied to coaxial shield.

#### Environmental Ratings:

*Storage Temp:* -35°C to +125°C; *Operating Temp:* -20°C to +125°C; *Solder Temp:* 270°C max; 10 sec. max

All electrical parameters measured at 25°C unless otherwise specified.

*Vibration:* 20 G's to 2000 Hz; *Shock:* 50 G's