



Chipsmall Limited consists of a professional team with an average of over 10 year of expertise in the distribution of electronic components. Based in Hongkong, we have already established firm and mutual-benefit business relationships with customers from,Europe,America and south Asia,supplying obsolete and hard-to-find components to meet their specific needs.

With the principle of “Quality Parts,Customers Priority,Honest Operation,and Considerate Service”,our business mainly focus on the distribution of electronic components. Line cards we deal with include Microchip,ALPS,ROHM,Xilinx,Pulse,ON,Everlight and Freescale. Main products comprise IC,Modules,Potentiometer,IC Socket,Relay,Connector.Our parts cover such applications as commercial,industrial, and automotives areas.

We are looking forward to setting up business relationship with you and hope to provide you with the best service and solution. Let us make a better world for our industry!



## Contact us

Tel: +86-755-8981 8866 Fax: +86-755-8427 6832

Email & Skype: info@chipsmall.com Web: www.chipsmall.com

Address: A1208, Overseas Decoration Building, #122 Zhenhua RD., Futian, Shenzhen, China



## VARIOFACE Modules as Compact Power Distributor with Screw-Clamping Terminal

### FLK-PVB 2/...

#### 1. Short Description

The growing demand to increase packing density, along with providing fast connector terminations, places new demands on terminal point manufactures. Phoenix Contact VARIOFACE modules meet these new requirements, as compact multi-position units, providing innovative features for installing power distribution in a restricted space.

Modules FLK-PVB 2/24, FLK-PVB 2/36, FLK-PVB 2/48, allow power distribution for two potentials each in even the smallest distributor boxes. The potentials are supplied with screw connection terminal blocks capable of accommodating input wires up to 12 AWG (4mm<sup>2</sup>) and output wires up to 14 AWG (2.5mm<sup>2</sup>). The terminals are provided with labeling for P1 and P2 or + and -. The modules have a universal foot and can be mounted onto standard DIN-rails.




Fig. 1

Connection scheme  
FLK-PVB 2/...

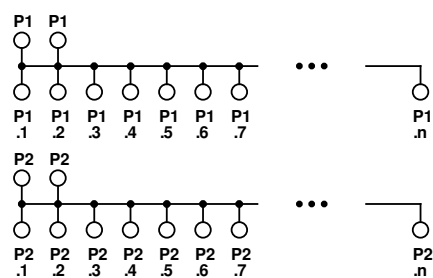


Fig. 2

Dimensional drawing FLK-PVB 2/24

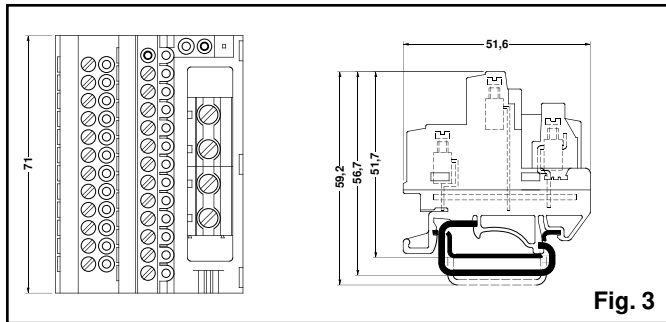


Fig. 3




Fig. 4

## 2. Technical data

### FLK-PVB 2/24

Potential distribution block

		(IEC) [mm <sup>2</sup> ]	rigid solid	flexible stranded	I AWG	U [V]
		Connection data:				
		Supply	0.2-6	0.2-4	24-10	30* 250
		Distribution	0.2-4	0.2-2.5	24-12	30* 250
2.1. Description	Module width [mm]	Type		Order No.	Pcs. Pkt.	
VARIOFACE modules, with two common busbars for potential distribution, mounting on standard DIN-rail	71.0	FLK-PVB 2/24		22 95 65 1	1	
2.2. General data		250 V AC/DC 30 A* -20 °C to +50 °C any 0.2-4 mm <sup>2</sup> (24-12AWG) 0.2-2.5 mm <sup>2</sup> (24-14AWG) 2 input terminal blocks/12 distributor terminal blocks 2 input terminal blocks/12 distributor terminal blocks Polyamide PA non-reinforced (green) PVC				
Max. perm. operating voltage (between two contacts)						
Max. permissible current per potential						
Perm. ambient temperature						
Installation position						
Connection cross section	supply distribution					
Potential connections	P1 P2					
Input terminal blocks						
Housing (distributor terminal blocks)						
2.3. Standards/regulations		IEC 60 664 (1980)/IEC 60 664A (1981) DIN VDE 0110 /(1.89) contamination class 2 surge voltage category III				
Air and creepage distances						

\* max. residual current per potential, however no more than 16 A per distributor terminal block

Dimensional drawing FLK-PVB 2/36

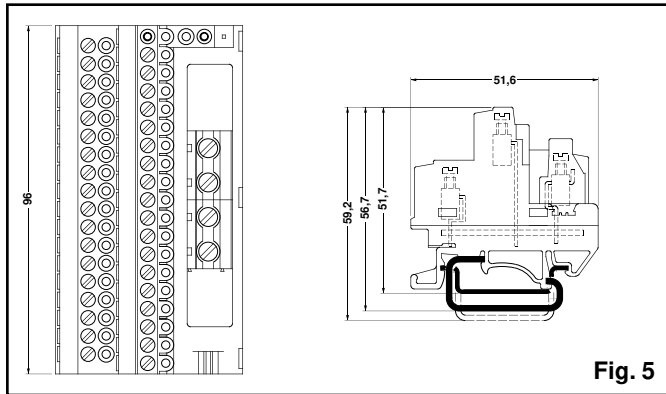


Fig. 5




Fig. 6

### 3. Technical data

#### FLK-PVB 2/36

Potential distribution block

		(IEC) [mm <sup>2</sup> ]	rigid solid	flexible stranded	AWG	I [A]	U [V]
Connection data:							
Supply		0.2-6	0.2-4	24-10	30*	250	
Distribution		0.2-4	0.2-2.5	24-12	30*	250	
3.1. Description	Module width [mm]	Type		Order No.	Pcs. Pkt.		
VARIOFACE modules, with two common busbars for potential distribution, mounting on standard DIN-rail	96.0	FLK-PVB 2/36		22 95 66 4	1		
3.2. General data	Max. perm. operating voltage (between two contacts)		250 V AC/DC				
	Max. perm. current per potential		30 A*				
	Perm. ambient temperature		-20 °C to +50 °C				
	Installation position		any				
	Connection cross section		supply	0.2-4 mm <sup>2</sup> (24-12AWG)			
		distribution	0.2-2.5 mm <sup>2</sup> (24-14AWG)				
	Potential connections		P1	2 input terminal blocks/18 distributor terminal blocks			
		P2	2 input terminal blocks/18 distributor terminal blocks				
	Input terminal blocks		Polyamide PA non-reinforced (green)				
	Housing (distributor terminal blocks)		PVC				
3.3. Standards/regulations	Air and creepage distances		IEC 60 664 (1980)/IEC 60 664A (1981) DIN VDE 0110 /(1.89) contamination class 2 surge voltage category III				

\* max. residual current per potential, however no more than 16 A per distributor terminal block

Dimensional drawing FLK-PVB 2/48

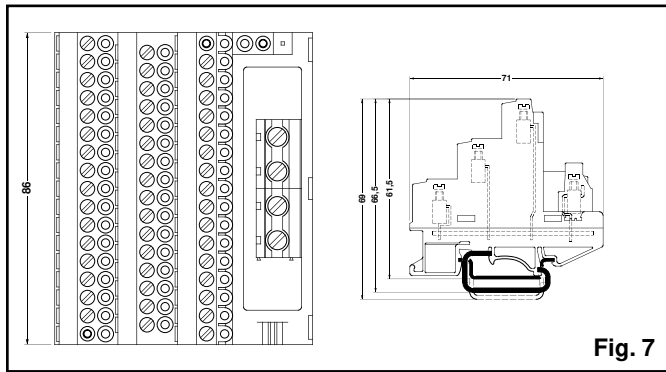


Fig. 7




Fig. 8

## 4. Technical data

### FLK-PVB 2/48

Potential distribution block

		(IEC) [mm <sup>2</sup> ]	rigid solid	flexible stranded	I AWG	U [V]
Connection data:						
Supply		0.2-6	0.2-4	24-10	30*	250
Distribution		0.2-4	0.2-2.5	24-12	30*	250
4.1. Description	Module width [mm]	Type		Order No.	Pcs. Pkt.	
VARIOFACE modules, with two common busbars for potential distribution, mounting on standard DIN-rail	86.0	FLK-PVB 2/48		22 95 67 7	1	
4.2. General data						
Max. perm. operating voltage (between two contacts)		250 V AC/DC				
Max. permissible current per potential		30 A*				
Perm. ambient temperature		-20 °C to +50 °C				
Installation position		any				
Connection cross section	supply	0.2-4 mm <sup>2</sup> (24-12AWG)				
	distribution	0.2-2.5 mm <sup>2</sup> (24-14AWG)				
Potential connections	P1	2 input terminal blocks/24 distributor terminal blocks				
	P2	2 input terminal blocks/24 distributor terminal blocks				
Input terminal blocks		Polyamide PA non-reinforced (green)				
Housing (distributor terminal blocks)		PVC				
4.3. Standards/regulations						
Air and creepage distances		IEC 60 664 (1980)/IEC 60 664A (1981) DIN VDE 0110 /(1.89) contamination class 2 surge voltage category III				

\* max. residual current per potential, however no more than 16 A per distributor terminal block

http://www.phoenixcontact.com

TNR: 5087808-01

01.02.02

© PHOENIX CONTACT