



Chipsmall Limited consists of a professional team with an average of over 10 year of expertise in the distribution of electronic components. Based in Hongkong, we have already established firm and mutual-benefit business relationships with customers from,Europe,America and south Asia,supplying obsolete and hard-to-find components to meet their specific needs.

With the principle of “Quality Parts,Customers Priority,Honest Operation,and Considerate Service”,our business mainly focus on the distribution of electronic components. Line cards we deal with include Microchip,ALPS,ROHM,Xilinx,Pulse,ON,Everlight and Freescale. Main products comprise IC,Modules,Potentiometer,IC Socket,Relay,Connector.Our parts cover such applications as commercial,industrial, and automotives areas.

We are looking forward to setting up business relationship with you and hope to provide you with the best service and solution. Let us make a better world for our industry!



## Contact us

Tel: +86-755-8981 8866 Fax: +86-755-8427 6832

Email & Skype: info@chipsmall.com Web: www.chipsmall.com

Address: A1208, Overseas Decoration Building, #122 Zhenhua RD., Futian, Shenzhen, China



# ELR 3-230AC/500AC- 2


Order No.: 2297206



<http://eshop.phoenixcontact.de/phoenix/treeViewClick.do?UID=2297206>

Three-phase solid-state contactor with 230 V AC input, 2 A output current, zero voltage switch, optionally with thermal fuse



| Commercial data          |   |
|--------------------------|---|
| GTIN (EAN)               | <br>4 046356 172868 |
| Note                     | Made-to-order   |
| sales group              | G410  |
| Pack                     | 1 pcs.  |
| Customs tariff           | 85364900  |
| Catalog page information | Page 170 (IF-2009)  |

### Product notes

WEEE/RoHS-compliant since:  
02/15/2008



<http://www.download.phoenixcontact.com>  
Please note that the data given here has been taken from the online catalog. For comprehensive information and data, please refer to the user documentation. The General Terms and Conditions of Use apply to Internet downloads.

## Technical data

| Input data                    |          |
|-------------------------------|----------|
| Mains frequency               | 50 Hz    |
|                               | 60 Hz    |
| Rated actuating voltage $U_c$ | 230 V AC |

|   |                           |
|---|---------------------------|
| Rated actuating voltage range with reference to $U_c$ | 0.4 ... 1.1               |
| Rated actuating current $I_c$                         | 12.5 mA                   |
| Switching threshold "0" signal, voltage               | 48 V AC                   |
| Switching threshold "1" signal voltage                | 96 V AC                   |
| Protective circuit                                    | Surge protection Varistor |
| Status display  | Yellow LED                |
| Indication  | Red LED                   |

**Output data, load relay**

|                               |                               |
|-------------------------------|-------------------------------|
| Output name                   | AC output                     |
| Nominal output voltage        | 500 V AC                      |
| Nominal output voltage range  | 48 V AC ... 575 V AC          |
| Periodic peak reverse voltage | 1200 V                        |
| Load current                  | max. 2 A (see derating curve) |
| Leakage current               | 6 mA                          |
| Residual voltage              | < 1.5 V                       |
| Surge current                 | 200 A (t = 10 ms)             |
| Max. load value               | 250 A <sup>2</sup> s          |
| Type of protection            | RCV circuit                   |
| Surge voltage protection      | > 575 V AC                    |

**Connection data**

|  |                      |
|--|----------------------|
| Connection method                      | Screw connection     |
| Conductor cross section solid min.     | 0.14 mm <sup>2</sup> |
| Conductor cross section solid max.     | 2.5 mm <sup>2</sup>  |
| Conductor cross section stranded min.  | 0.14 mm <sup>2</sup> |
| Conductor cross section stranded max.  | 2.5 mm <sup>2</sup>  |
| Conductor cross section AWG/kcmil min. | 26                   |
| Conductor cross section AWG/kcmil max  | 12                   |

**General data**

|                                 |                     |
|---------------------------------|---------------------|
| Width                           | 40 mm               |
| Height                          | 99 mm               |
| Depth                           | 114.5 mm            |
| Test voltage input/output       | 5 kV <sub>rms</sub> |
| Ambient temperature (operation) | -25 °C ... 70 °C    |

|   |   |
|---|---|
| Ambient temperature (storage/transport) | -25 °C ... 70 °C                                      |
| Mounting position                       | Vertical (horizontal DIN rail)                        |
| Assembly instructions                   | Can be aligned with spacing = 20 mm                   |
| Operating mode                          | 100% operating factor                                 |
| Degree of protection                    | IP20  |
| Name                                    | Standards/regulations                                 |
| Standards/regulations                   | DIN EN 50178<br>EN 60947                              |
| Name                                    | Power station requirements                            |
| Standards/regulations                   | DWR 1300 / ZXX01/DD/7080.8d                           |
| Name                                    | Air and creepage distances between the power circuits |
| Standards/regulations                   | DIN EN 50178  |
| Rated surge voltage / insulation        | 6 kV / Basic isolation                                |
| Rated insulation voltage                | 500 V   |
| Pollution degree                        | 2   |
| Surge voltage category                  | III   |

**Certificates / Approvals**

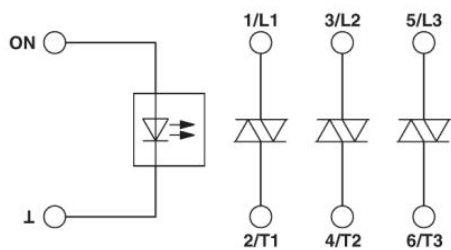


Certification CUL Listed, UL Listed

Certifications applied for: GL

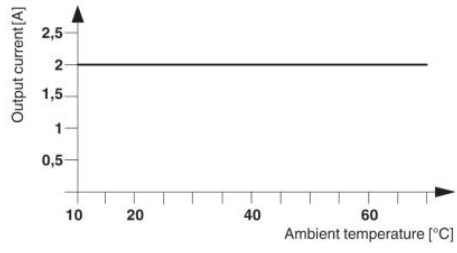
**Diagrams/Drawings**

Block diagram



Diagram

---





**Address**

PHOENIX CONTACT Inc., USA  
586 Fulling Mill Road  
Middletown, PA 17057, USA  
Phone (800) 888-7388  
Fax (717) 944-1625  
<http://www.phoenixcon.com>



© 2011 Phoenix Contact  
Technical modifications reserved;