



Chipsmall Limited consists of a professional team with an average of over 10 year of expertise in the distribution of electronic components. Based in Hongkong, we have already established firm and mutual-benefit business relationships with customers from,Europe,America and south Asia,supplying obsolete and hard-to-find components to meet their specific needs.

With the principle of "Quality Parts,Customers Priority,Honest Operation,and Considerate Service",our business mainly focus on the distribution of electronic components. Line cards we deal with include Microchip,ALPS,ROHM,Xilinx,Pulse,ON,Everlight and Freescale. Main products comprise IC,Modules,Potentiometer,IC Socket,Relay,Connector.Our parts cover such applications as commercial,industrial, and automotives areas.

We are looking forward to setting up business relationship with you and hope to provide you with the best service and solution. Let us make a better world for our industry!



Contact us

Tel: +86-755-8981 8866 Fax: +86-755-8427 6832

Email & Skype: info@chipsmall.com Web: www.chipsmall.com

Address: A1208, Overseas Decoration Building, #122 Zhenhua RD., Futian, Shenzhen, China



"High Frequency Ceramic Solutions"

2450 MHz Band Pass Filter

P/N 2450BP15C100

Detail Specification: 06/21/06

Page 1 of 2

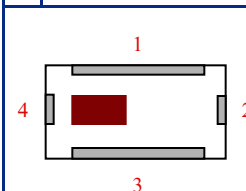
General Specifications

Part Number	2450BP15C100
Frequency (MHz)	2400 - 2500
Attenuation (min.)	25 dB @ 695 ~ 800MHz
Attenuation (min.)	25 dB @ 1910MHz
Attenuation (min.)	35 dB @ 3200MHz
Attenuation (min.)	20 dB @ 4800 ~ 5000MHz
Attenuation (min.)	20 dB @ 7200 ~ 7500MHz

Insertion Loss	2.8 dB max.
Return Loss	9.5 dB min.
Impedance	50 Ω
Input Power	500 mW max.
Operating Temperature	-40 to +85°C
Storage Temperature	-40 to +85°C
Reel Quantity	4,000

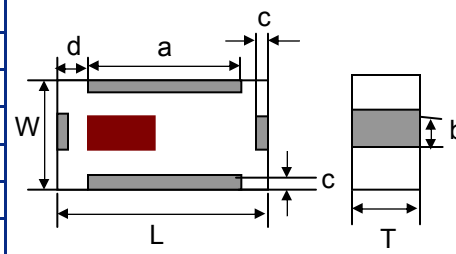
P/N	Packaging Style	Bulk	Suffix = S	Eg. 2450BP15C100S
		T & R	Suffix = E	Eg. 2450BP15C100E
Suffix	Termination	100% Tin	Suffix = None	Eg. 2450BP15C100(E or S)
	Style	Tin / Lead	Suffix = /Pb	Eg. 2450BP15C100(E or S)/Pb

Terminal Configuration	
No.	Function
1	GND
2	OUT
3	GND
4	IN



Mechanical Dimensions

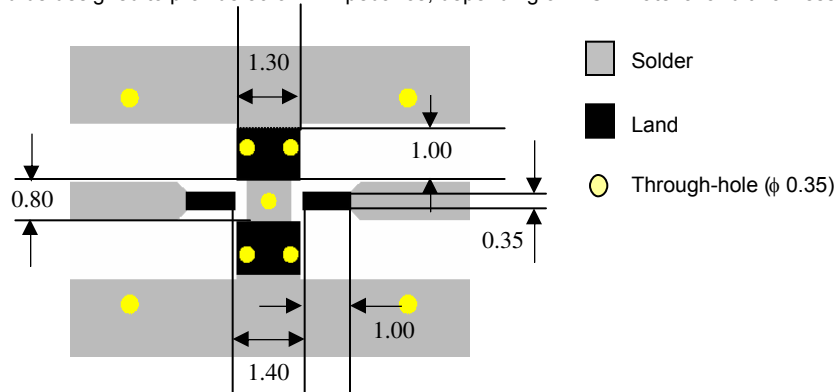
	In	mm
L	0.079 ± 0.006	2.00 ± 0.15
W	0.049 ± 0.004	1.25 ± 0.10
T	0.022 ± 0.004	0.55 ± 0.10
a	0.051 ± 0.006	1.30 ± 0.15
b	0.012 ± 0.006	0.30 ± 0.15
c	0.010 ± 0.006	0.25 ± 0.15
d	0.014 ± 0.006	0.35 ± 0.15



Mounting Considerations

Mount these devices with brown mark facing up.

* Line width should be designed to provide 50 ohm impedance, depending on PCB material and thickness



Johanson Technology, Inc. reserves the right to make design changes without notice.
All sales are subject to Johanson Technology, Inc. terms and conditions.



www.johansontechnology.com

931 Via Alondra • Camarillo, CA 93012 • TEL 805.389.1166 FAX 805.389.1821

2003 Johanson Technology, Inc. All Rights Reserved

"High Frequency Ceramic Solutions"

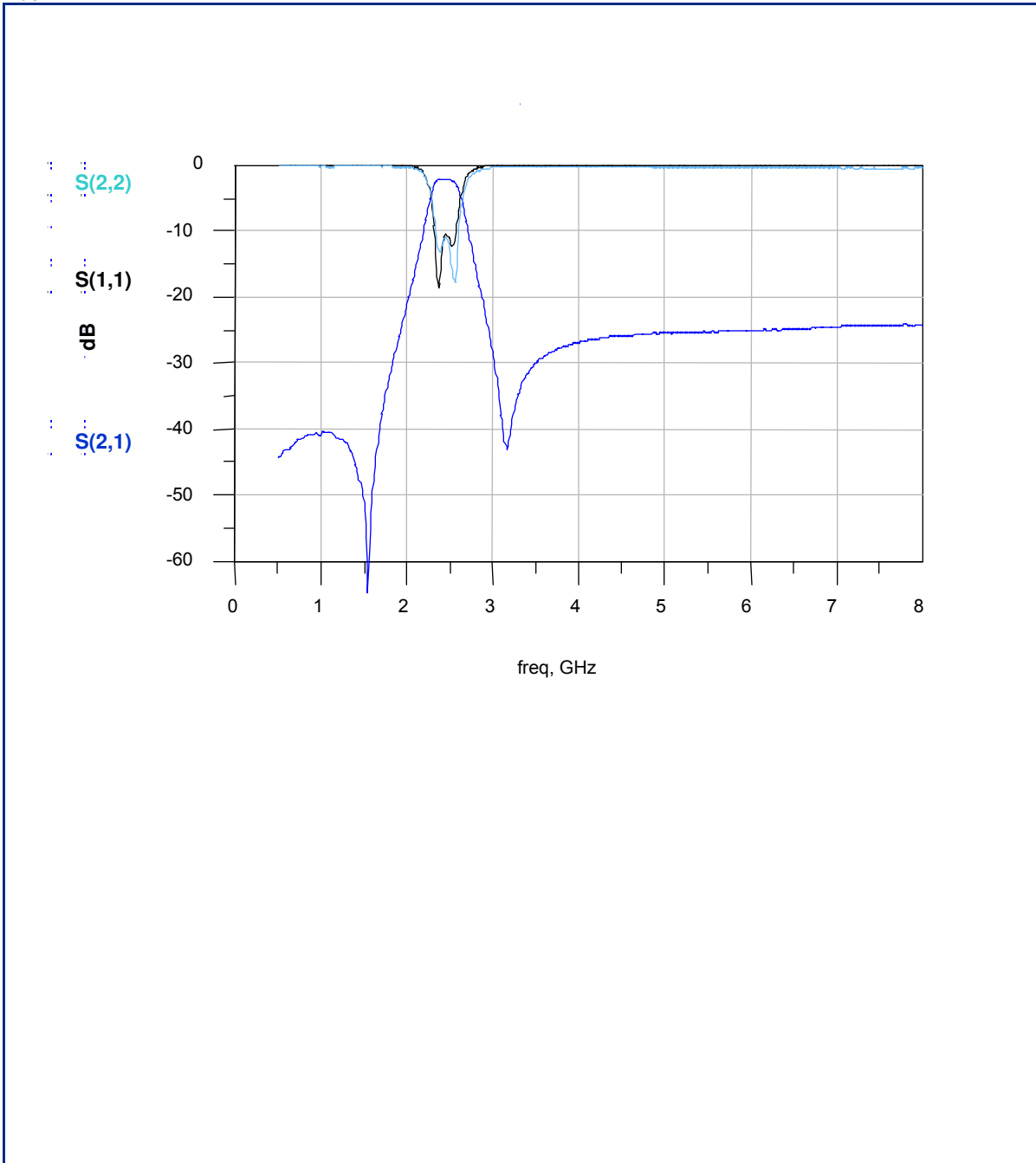
2450 MHz Band Pass Filter

P/N 2450BP15C100

Detail Specification: 06/21/06

Page 2 of 2

Typical Electrical Performance (T=25°C)



Johanson Technology, Inc. reserves the right to make design changes without notice.
All sales are subject to Johanson Technology, Inc. terms and conditions.



www.johansontechnology.com
931 Via Alondra • Camarillo, CA 93012 • TEL 805.389.1166 FAX 805.389.1821

2003 Johanson Technology, Inc. All Rights Reserved