



Chipsmall Limited consists of a professional team with an average of over 10 year of expertise in the distribution of electronic components. Based in Hongkong, we have already established firm and mutual-benefit business relationships with customers from,Europe,America and south Asia,supplying obsolete and hard-to-find components to meet their specific needs.

With the principle of “Quality Parts,Customers Priority,Honest Operation,and Considerate Service”,our business mainly focus on the distribution of electronic components. Line cards we deal with include Microchip,ALPS,ROHM,Xilinx,Pulse,ON,Everlight and Freescale. Main products comprise IC,Modules,Potentiometer,IC Socket,Relay,Connector.Our parts cover such applications as commercial,industrial, and automotives areas.

We are looking forward to setting up business relationship with you and hope to provide you with the best service and solution. Let us make a better world for our industry!



## Contact us

Tel: +86-755-8981 8866 Fax: +86-755-8427 6832

Email & Skype: info@chipsmall.com Web: www.chipsmall.com

Address: A1208, Overseas Decoration Building, #122 Zhenhua RD., Futian, Shenzhen, China



# “High Frequency Ceramic Solutions”

## 2.45 GHz ISM Band Pass Filter

P/N 2450BP18C100B

Detail Specification Page 1 of 2

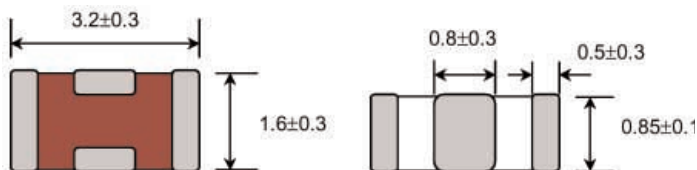
Revised 09/18/01

Part Number	Frequency (MHz)	Insertion Loss	Attenuation (min.)	Return Loss	Ripple
2450BP18C100B_	2450 ± 50	2.0 dB max	30 dB @ 1.75 GHz 25 dB @ 2.10 GHz 22 dB @ 4.8-5.0 GHz	9.5 dB min.	0.7 dB max.

Input Power	Impedance	Operating Temperature Range
3 Watts max	50 Ω	-40 to +85°C

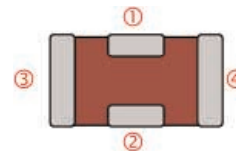
### Mechanical Dimensions

	L	W	T	a	b
Inches	0.126 ± .012	0.064 ± .012	0.034 ± .004	0.031 ± .012	0.020 ± .012
mm	3.2 ± 0.3	1.6 ± 0.3	0.85 ± 0.1	0.80 ± 0.3	0.50 ± 0.3



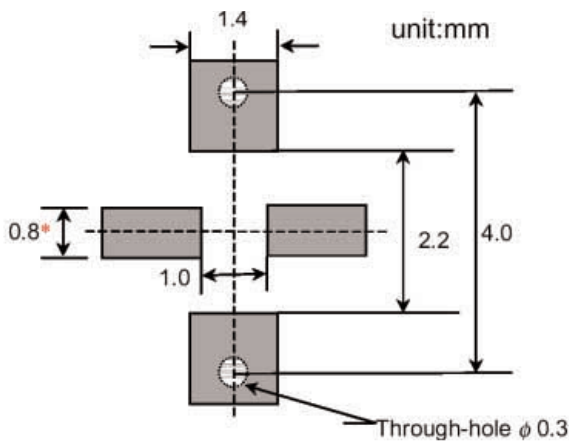
### Terminal Configuration

No.	Function	No.	Function
1	I/O	3	GND
2	I/O	4	GND



### Mounting Considerations

Mount these devices with brown colored side facing up. Line width should be designed to provide 50Ω impedance matching characteristics.



Johanson Technology, Inc. reserves the right to make design changes without notice. All sales are subject to Johanson Technology, Inc. terms and conditions.

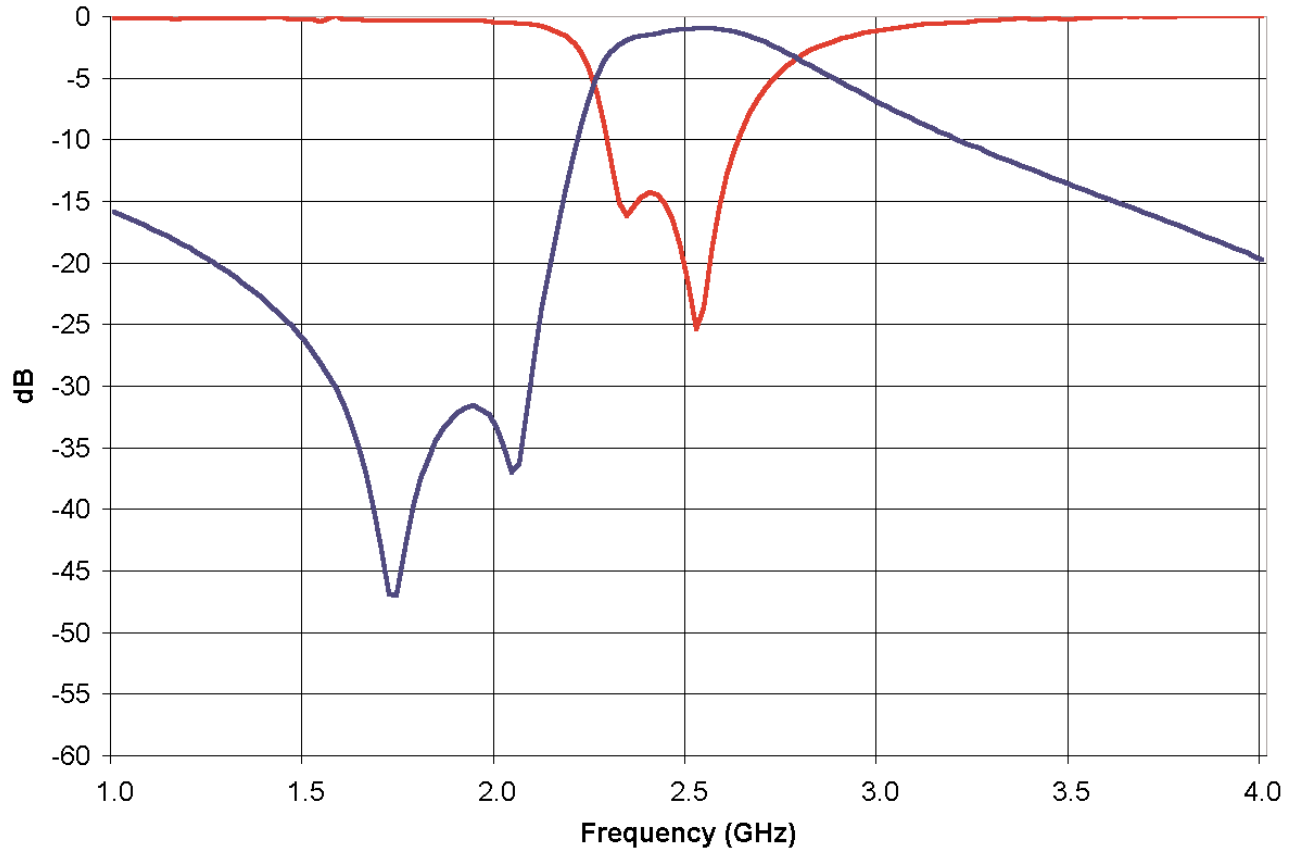
# “High Frequency Ceramic Solutions”

## 2.45 GHz ISM Band Pass Filter

P/N 2450BP18C100B

Detail Specification Page 2 of 2

P/N 2450BP18C100B Band Pass Filter  
Typical Insertion Loss & Return Loss



### Delivery

Packaged in embossed tape on 7" reels (3000 / reel)  
Standard delivery is eight weeks or sooner ARO

# *“High Frequency Ceramic Solutions”*