



Chipsmall Limited consists of a professional team with an average of over 10 year of expertise in the distribution of electronic components. Based in Hongkong, we have already established firm and mutual-benefit business relationships with customers from,Europe,America and south Asia,supplying obsolete and hard-to-find components to meet their specific needs.

With the principle of “Quality Parts,Customers Priority,Honest Operation,and Considerate Service”,our business mainly focus on the distribution of electronic components. Line cards we deal with include Microchip,ALPS,ROHM,Xilinx,Pulse,ON,Everlight and Freescale. Main products comprise IC,Modules,Potentiometer,IC Socket,Relay,Connector.Our parts cover such applications as commercial,industrial, and automotives areas.

We are looking forward to setting up business relationship with you and hope to provide you with the best service and solution. Let us make a better world for our industry!



Contact us

Tel: +86-755-8981 8866 Fax: +86-755-8427 6832

Email & Skype: info@chipsmall.com Web: www.chipsmall.com

Address: A1208, Overseas Decoration Building, #122 Zhenhua RD., Futian, Shenzhen, China



“High Frequency Ceramic Solutions”

2.45 GHz Band Pass Filter

P/N 2450BP18C100C

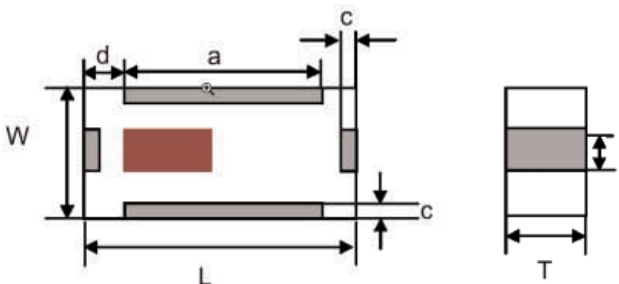
Detail Specification Page 1 of 2

Part Number	Frequency (MHz)	Insertion Loss	Attenuation (min.)	Return Loss	Ripple
2450BP18C100C	2450 ± 50	2.5 dB max	40 dB @ 900-928 MHz 30 dB @ 1.2 - 1.8 GHz 25 dB @ 2.1 GHz 35 dB @ 4.8 - 5.0 GHz 40 dB @ 7.2 - 7.5 GHz	9.5 dB min.	0.7 dB min.

Input Power	Group Delay	Impedance	Operating Temperature Range
500 mWatt max	5 nsec max	50 Ω	-40 to +85°C

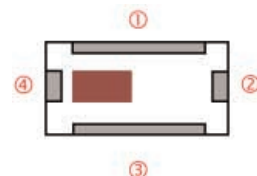
Mechanical Dimensions

	L	W	T	a	b	c	d
Inches	0.126 ± .006	0.063 ± .006	0.033 ± .004	0.075 ± .006	0.020 ± .006	0.012 ± .008	0.026 ± .008
mm	3.2 ± 0.15	1.6 ± 0.15	0.85 ± 0.1	1.9 ± 0.15	0.5 ± 0.15	0.30 ± 0.2	0.65 ± 0.2



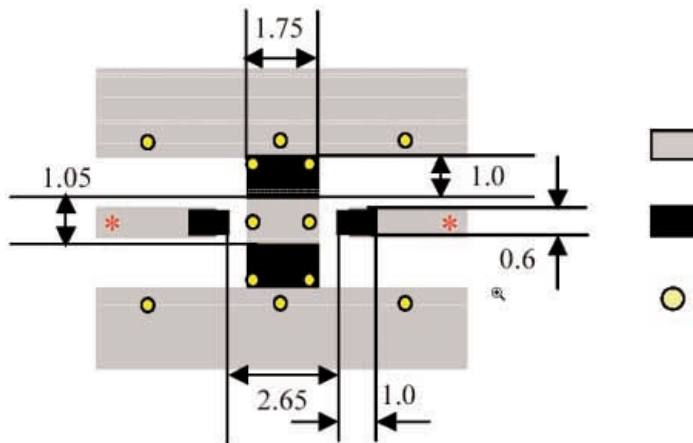
Terminal Configuration

No.	Function	No.	Function
1	GND	3	GND
2	OUT	4	IN



Mounting Considerations

Mount device with brown mark facing up.
Line width should be designed to provide 50Ω impedance matching characteristics.



Johanson Technology, Inc. reserves the right to make design changes without notice.
All sales are subject to Johanson Technology, Inc. terms and conditions.

“High Frequency Ceramic Solutions”

2.45 GHz Band Pass Filter

P/N 2450BP18C100C

Detail Specification Page 1 of 2

Typical Transmission / Return Loss: P/N 2450BP18C100C

