



Chipsmall Limited consists of a professional team with an average of over 10 year of expertise in the distribution of electronic components. Based in Hongkong, we have already established firm and mutual-benefit business relationships with customers from,Europe,America and south Asia,supplying obsolete and hard-to-find components to meet their specific needs.

With the principle of "Quality Parts,Customers Priority,Honest Operation,and Considerate Service",our business mainly focus on the distribution of electronic components. Line cards we deal with include Microchip,ALPS,ROHM,Xilinx,Pulse,ON,Everlight and Freescale. Main products comprise IC,Modules,Potentiometer,IC Socket,Relay,Connector.Our parts cover such applications as commercial,industrial, and automotives areas.

We are looking forward to setting up business relationship with you and hope to provide you with the best service and solution. Let us make a better world for our industry!



## Contact us

Tel: +86-755-8981 8866 Fax: +86-755-8427 6832

Email & Skype: info@chipsmall.com Web: www.chipsmall.com

Address: A1208, Overseas Decoration Building, #122 Zhenhua RD., Futian, Shenzhen, China



# "PRELIMINARY"

## 2.45 GHz Band Pass Filter

**P/N 2450BP39E100A**

Detail Specification: 03/01/05

Page 1 of 2

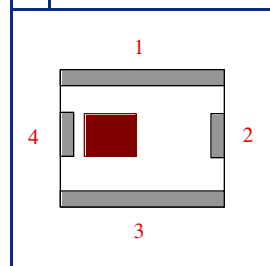
### General Specifications

<b>Part Number</b>	2450BP39E100A	
<b>Frequency (MHz)</b>	2400 - 2500	
<b>Insertion Loss</b>	2.6 dB max.	
<b>Return Loss</b>	8.9 dB min.	
<b>Attenuation (min.)</b>	880 ~ 915 MHz	42
<b>Attenuation (min.)</b>	1710 ~ 1990MHz	20
<b>Attenuation (min.)</b>	2110 ~ 2170MHz	8
<b>Attenuation (min.)</b>	2700MHz	20
<b>Attenuation (min.)</b>	4800 ~ 5000MHz	27
<b>Attenuation (min.)</b>	7200 ~ 7500MHz	15

<b>Input Power</b>	500 mW max.
<b>Impedance</b>	50 Ω
<b>Operating Temperature</b>	-40 to +85°C
<b>Storage Temperature</b>	-40 to +85°C
<b>Reel Quantity</b>	3,000

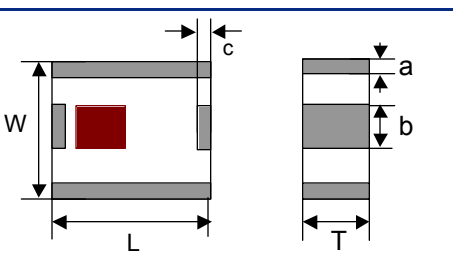
### Terminal Configuration

No.	Function
1	GND
2	OUT
3	GND
4	IN



### Mechanical Dimensions

	In	mm
<b>L</b>	0.098 ± 0.008	2.50 ± 0.20
<b>W</b>	0.079 ± 0.008	2.00 ± 0.20
<b>T</b>	0.043 ± 0.004	1.10 ± 0.10
<b>a</b>	0.012 ± 0.008	0.30 ± 0.20
<b>b</b>	0.024 ± 0.008	0.60 ± 0.20
<b>c</b>	0.012 ± 0.008	0.30 ± 0.20

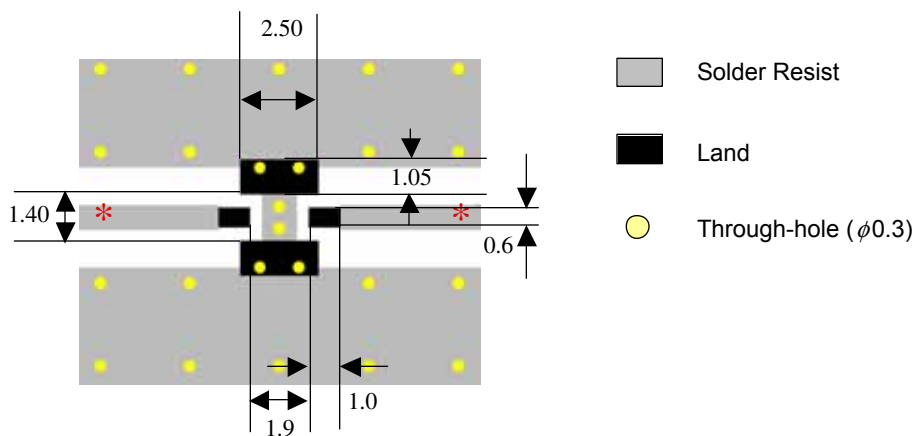


### Mounting Considerations

Mount these devices with brown mark facing up.

\* Line width should be designed to provide 50Ω impedance matching characteristics.

Units: mm



Johanson Technology, Inc. reserves the right to make design changes without notice.

All sales are subject to Johanson Technology, Inc. terms and conditions.

# "PRELIMINARY"

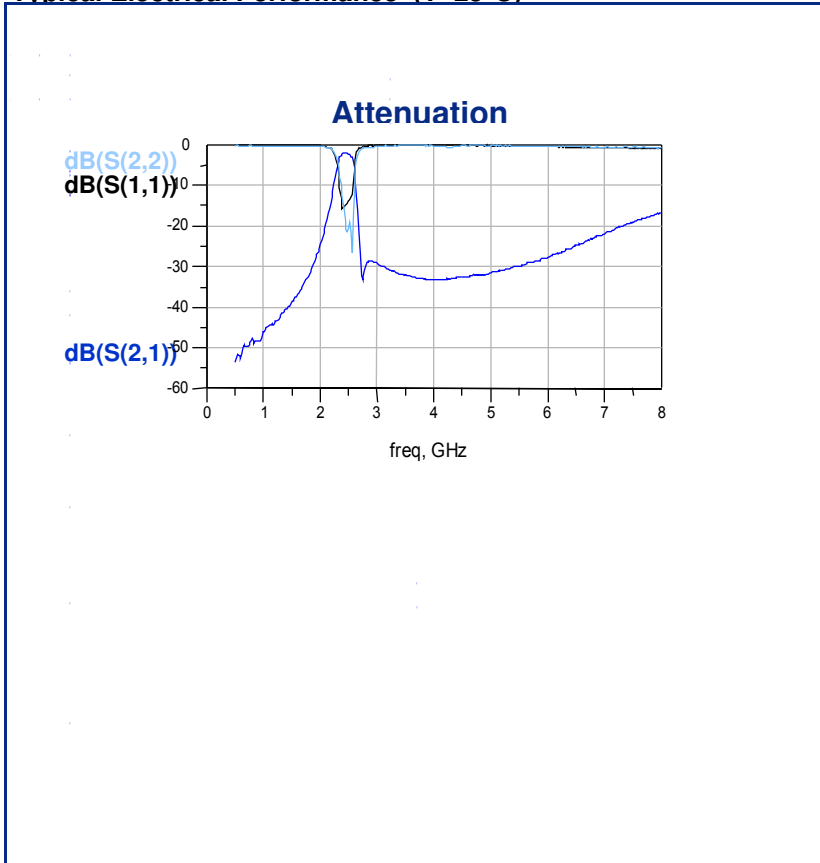
**2.45 GHz Band Pass Filter**

**P/N 2450BP39E100A**

Detail Specification: 03/01/05

Page 2 of 2

## Typical Electrical Performance (T=25°C)



Johanson Technology, Inc. reserves the right to make design changes without notice.  
All sales are subject to Johanson Technology, Inc. terms and conditions.



[www.johansontechnology.com](http://www.johansontechnology.com)  
Sunnyvale, CA 94085 • TEL 805.389.1166 FAX 805.389.1821  
2003 Johanson Technology, Inc. All Rights Reserved